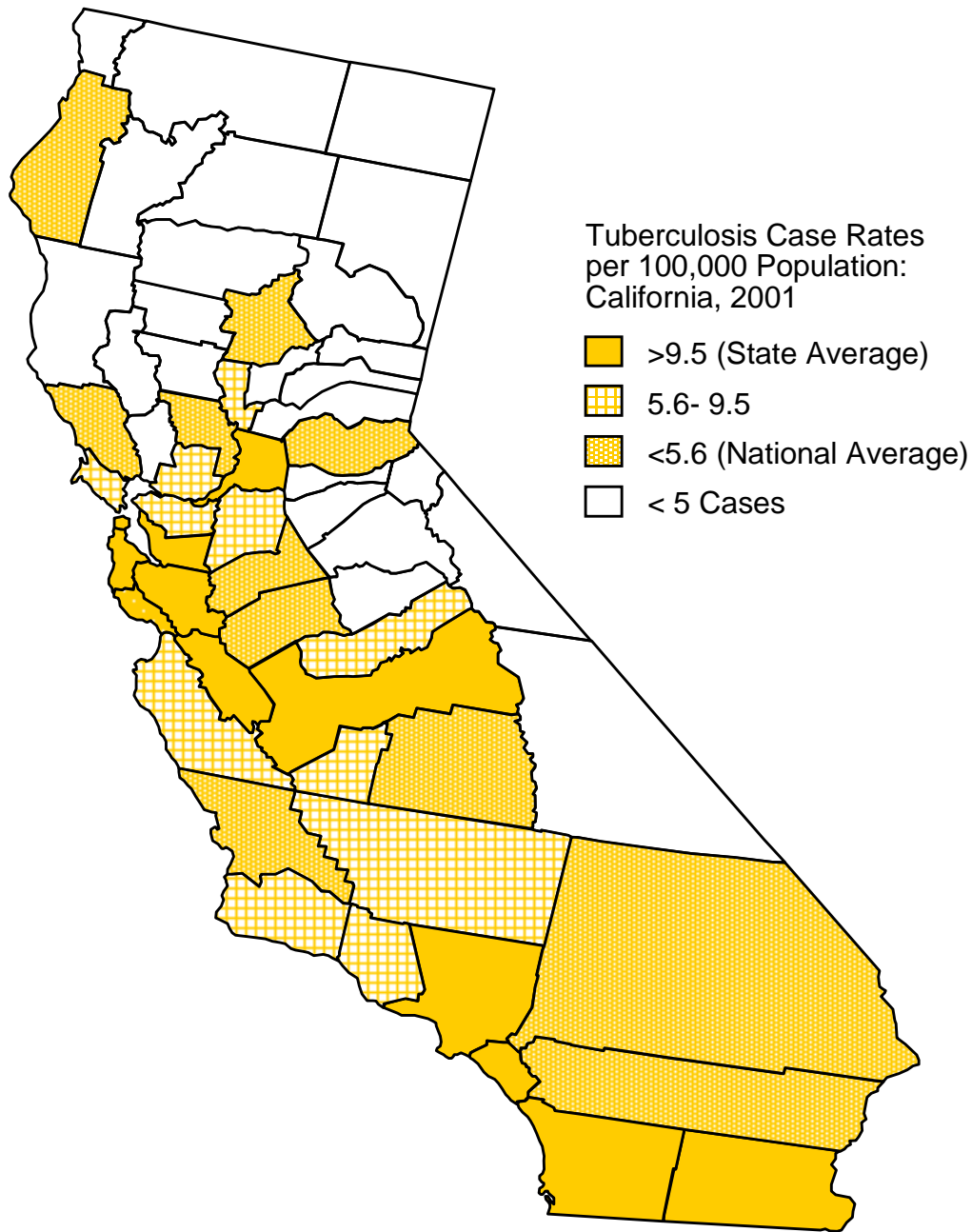


# REPORT ON TUBERCULOSIS IN CALIFORNIA, 2001



June 2002

Gray Davis, Governor  
State of California

Grantland Johnson, Secretary  
California Health and Human Services Agency

Diana M. Bontá, R.N., Dr.P.H., Director  
Department of Health Services



# Report on Tuberculosis In California, 2001

GRAY DAVIS  
Governor  
State of California

Department of Health Services  
Division of Communicable Disease Control  
Tuberculosis Control Branch  
2151 Berkeley Way, Room 608  
Berkeley, CA 94704-1011  
(510) 540-2973

June 2002



Grantland Johnson, Secretary  
California Health and Human Services Agency



Diana M. Bontá, R.N., Dr.P.H., Director  
Department of Health Services

**Report on Tuberculosis in California, 2001  
California Department of Health Services  
Division of Communicable Disease Control  
Tuberculosis Control Branch**

**June 2002**

---

Suggested Citation: California Department of Health Services. Report on Tuberculosis in California, 2001. June2002 (inclusive page numbers)

---

Division of Communicable Disease Control .....James A. Felten, M.P.A.  
Assistant Chief

Tuberculosis Control Branch ..... Sarah E. Royce, M.D., M.P.H.  
Chief

Surveillance and Epidemiology Section ..... Jennifer Flood, M.D., M.P.H.  
Chief

Tuberculosis Registry ..... Janice Westenhause, M.P.H.  
Registry Coordinator  
Bill Elms  
Cathyn Fan  
Ahn Jiwajinda  
Linda Johnson  
Daphne Ling  
Erin McNelley

For more information, contact the Tuberculosis Control Branch at the following address and phone number:

2151 Berkeley Way, Room 608  
Berkeley, CA 94704  
Phone: (510) 540-2973

Cover: The map illustrates tuberculosis case rates by reporting jurisdiction in 2001. Fifteen jurisdictions have tuberculosis case rates above the state average of 9.5 cases per 100,000 population. Eleven jurisdictions have tuberculosis case rates below the 2001 national rate of 5.6 per 100,000 population. Eleven jurisdictions have case rates between the national and state rates (5.6 to 9.5 per 100,000 population). Case rates were not calculated for 24 jurisdictions because there were fewer than five cases in these areas. Jurisdictions of Berkeley, Long Beach and Pasadena are not represented on the map.



DIANA M. BONTÁ, R.N., Dr. P.H.  
Director

State of California—Health and Human Services Agency  
**Department of Health Services**



GRAY DAVIS  
Governor

June 1, 2002

Dear Colleague:

Following eight years of decline, the number of tuberculosis (TB) cases in California increased slightly to 3,332 in 2001. For the first time in eight years, the case rate failed to fall. These facts remind us that TB remains a serious health threat in our state. California continues to report approximately 20% of the nation's TB cases, and nearly twice the national rate of disease (9.5 cases per 100,000 vs. 5.6 per 100,000).

California has made great strides in tuberculosis control since the peak of the epidemic in 1992, including decreasing case numbers by 38%, and increasing the percent of cases completing therapy within 12 months and receiving directly observed therapy. However, this year's increase in cases is a reminder that we cannot lose focus of our goal for TB control and eventual elimination. Groups experiencing an increase in cases over last year include children aged 0-4, and those of Hispanic or Asian/Pacific Islander race/ethnicity. The number of cases born outside the United States also increased. These populations, as well as patients with special needs such as multi-drug resistant disease, or a co-diagnosis of acquired immunodeficiency syndrome (AIDS) will require continued vigilance in the years to come.

I extend my thanks to those who contributed to the fight against TB in California in the past year. I hope that you will find the information contained in this report useful in your continuing efforts.

Sincerely,

Sarah E. Royce, M.D., M.P.H., Chief  
Tuberculosis Control Branch  
Division of Communicable Disease Control



Do your part to help California save energy. To learn more about saving energy, visit the following web site:  
[www.consumerenergycenter.org/flex/index.html](http://www.consumerenergycenter.org/flex/index.html)

2151 Berkeley Way, Room 608, Berkeley, CA, 94704  
(510) 540-2973

Internet Address: [www.dhs.ca.gov](http://www.dhs.ca.gov)

## CONTENTS

|   |    |
|---|----|
| <b>Introduction</b> .....   | 1  |
| <b>Acknowledgment</b> .....   | 1  |
| <b>Executive Summary</b> .....  | 2  |
| <b>Tuberculosis in California: 2001 and Recent Trends</b>   |    |
| Table 1. Tuberculosis Cases and Case Rates per 100,000 Population:<br>California, 1985-2001.....  | 6  |
| Table 2. Tuberculosis Cases by Sex, Age Group, Race/Ethnicity, Birthplace:<br>California, 1992-2001.....  | 7  |
| Table 3. Tuberculosis Case Rates per 100,000 Population by Sex, Age Group,<br>Race/Ethnicity: California, 1992-2001.....                        | 8  |
| Table 4. Tuberculosis Cases by Race/Ethnicity, Age Group: California, 1992-2001.....  | 9  |
| Table 5. Tuberculosis Case Rates per 100,000 Population by Race/Ethnicity and<br>Age Group: California, 1992-2001.....                          | 10 |
| Table 6. Tuberculosis Cases by Race/Ethnicity, Sex, and Age Group:<br>California, 2001.....   | 11 |
| Table 7. Tuberculosis Case Rates per 100,000 Population by Race/Ethnicity, Sex<br>and Age Group: California, 2001.....                          | 12 |
| Table 8. Tuberculosis Cases in U.S.-born Persons by Race/Ethnicity, Sex and<br>Age Group: California, 2001.....                                 | 13 |
| Table 9. Tuberculosis Cases in Foreign-born Persons by Race/Ethnicity, Sex<br>and Age Group: California, 2001.....                              | 14 |
| Table 10. Tuberculosis Cases in Foreign-born Persons by Country of Origin and<br>Time in United States: California, 2001.....                   | 15 |
| Table 11. AIDS-associated Tuberculosis by Demographic Characteristics and<br>Risk Factor for Tuberculosis, 1995-2000.....                       | 16 |
| <b>Demographics of Tuberculosis: Reporting Jurisdictions in California, 2001<br/>and Recent Trends</b>  |    |
| Table 12. Tuberculosis Cases, Rate per 100,000 Population, and Rank according<br>to Rate: Reporting Jurisdictions in California, 2000-2001..... | 17 |
| Table 13. Tuberculosis Cases by Year: Reporting Jurisdictions in California,<br>1992-2001.....  | 18 |
| Table 14. Tuberculosis Case Rates per 100,000 Population: Reporting Jurisdictions<br>in California, 1992-2001.....                              | 19 |
| Table 15. Tuberculosis Cases by Age Group: Reporting Jurisdictions in California,<br>2001.....  | 20 |
| Table 16. Tuberculosis Cases in Persons 0-4 Years of Age: Reporting Jurisdictions<br>In California, 1994-2001.....                              | 21 |
| Table 17. Tuberculosis Cases by Race/Ethnicity: Reporting Jurisdictions in<br>California, 2001.....   | 22 |
| Table 18. Tuberculosis Cases by U.S.-born and Foreign-born Persons: Reporting<br>Jurisdictions in California, 2001.....                         | 23 |
| Table 19. Tuberculosis Cases in Foreign-born Persons by Time in the United States:<br>Reporting Jurisdictions in California, 2001.....          | 24 |

## **Characteristics of Tuberculosis Disease and Its Management: Reporting Jurisdictions in California, 1999 and 2001**

|  |    |
|--|----|
| Table 20. Tuberculosis Cases by Form of Disease: Reporting Jurisdictions in California, 2001.....                | 25 |
| Table 21. Tuberculosis Cases by Verification Criteria: Reporting Jurisdictions in California, 2001.....          | 26 |
| Table 22. Pulmonary Tuberculosis Cases by Sputum Smear Status: Reporting Jurisdictions in California, 2001 ..... | 27 |
| Table 23. Pulmonary Tuberculosis Cases by Chest X-ray Status: Reporting Jurisdictions in California, 2001 .....  | 28 |
| Table 24. Tuberculosis Cases by Vital Status at Diagnosis and Initiation of Treatment: California, 2001.....     | 29 |
| Table 25. Deaths in Persons with Tuberculosis: Reporting Jurisdictions in California, 1999 .....                 | 30 |
| Table 26. Tuberculosis Cases by Initial Drug Regimen: Reporting Jurisdictions in California, 2001.....           | 31 |
| Table 27. Tuberculosis Cases by Type of Health Care Provider: Reporting Jurisdictions in California, 1999.....   | 32 |
| Table 28. Tuberculosis Cases by Type of Therapy Administration: Reporting Jurisdictions in California, 1999..... | 33 |

## **Risk Factors for Tuberculosis: Reporting Jurisdictions in California, 2001 and Recent Trends**

|   |    |
|---|----|
| Table 29. Tuberculosis Cases by AIDS Diagnosis: Reporting Jurisdictions in California, 1994-2000.....                     | 34 |
| Table 30. Tuberculosis Cases Among Residents of Correctional Facilities: Reporting Jurisdictions in California, 2001..... | 35 |
| Table 31. Tuberculosis Cases by Homeless Status: Reporting Jurisdictions in California, 2001.....                         | 36 |
| Table 32. Tuberculosis Cases Among Persons in Long-term Care Facilities: Reporting Jurisdictions in California, 2001..... | 37 |
| Table 33. Tuberculosis Cases Among Persons Using Injecting Drugs: Reporting Jurisdictions in California, 2001.....        | 38 |
| Table 34. Tuberculosis Cases Among Persons Using Noninjecting Drugs: Reporting Jurisdictions in California, 2001.....     | 39 |
| Table 35. Tuberculosis Cases Among Persons Using Excess Alcohol: Reporting Jurisdictions in California, 2001.....         | 40 |
| Table 36. Tuberculosis Cases by Occupation: Reporting Jurisdictions in California, 2001 .....                             | 41 |

## **Drug Resistance: Reporting Jurisdictions in California, 2001 and Recent Trends**

|  |    |
|--|----|
| Table 37. Tuberculosis Cases by Initial Drug Susceptibility Testing: Reporting Jurisdictions in California, 2001.....                        | 42 |
| Table 38. Tuberculosis Cases by Resistance to Isoniazid and History of Prior Tuberculosis: Reporting Jurisdictions in California, 2001.....  | 43 |
| Table 39. Tuberculosis Cases by Resistance to Rifampin and History of Prior Tuberculosis: Reporting Jurisdictions in California, 2001.....   | 44 |
| Table 40. Tuberculosis Cases by Resistance to Ethambutol and History of Prior Tuberculosis: Reporting Jurisdictions in California, 2001..... | 45 |

|  |    |
|--|----|
| Table 41. Tuberculosis Cases by Resistance to Pyrazinamide and History of Prior Tuberculosis: Reporting Jurisdictions in California, 2001.....                 | 46 |
| Table 42. Tuberculosis Cases by Resistance to Streptomycin and History of Prior Tuberculosis: Reporting Jurisdictions in California, 2001.....                 | 47 |
| Table 43. Tuberculosis Cases by Resistance to Isoniazid and Rifampin, and History of Prior Tuberculosis: Reporting Jurisdictions in California, 2001.....      | 48 |
| Table 44. Tuberculosis Cases by Resistance to at Least One First-Line Drug and History of Prior Tuberculosis: Reporting Jurisdictions in California, 2001..... | 49 |
| Table 45. Tuberculosis Cases by Resistance to Isoniazid: Reporting Jurisdictions in California, 1995-2001 .....  | 50 |
| Table 46. Tuberculosis Cases by Resistance to Isoniazid and Rifampin: Reporting Jurisdictions in California, 1995-2001 .....                                   | 52 |

**Treatment Outcomes: California and Reporting Jurisdictions, 1999**

|   |    |
|---|----|
| Table 47. Tuberculosis Cases by Reason Therapy Stopped: Reporting Jurisdictions in California, 1999.....                        | 54 |
| Table 48. Drug-Susceptible Tuberculosis Cases by Reason Therapy Stopped: Reporting Jurisdictions in California, 1999.....       | 56 |
| Table 49. Drug-Resistant Tuberculosis Cases by Reason Therapy Stopped: Reporting Jurisdictions in California, 1999.....         | 58 |
| Table 50. Tuberculosis Cases by Reason Therapy Stopped and Risk Factor for Tuberculosis: California, 1999.....                  | 60 |
| Table 51. Drug-Susceptible Tuberculosis Cases by Reason Therapy Stopped and Risk Factor for Tuberculosis: California, 1999..... | 61 |

**Figures**

|  |    |
|--|----|
| Figure 1. Number of Tuberculosis Cases, California, 1930-2001 .....                              | 62 |
| Figure 2. Number of Tuberculosis Cases and Case Rates, California 1993-2001 .....                | 63 |
| Figure 3. Tuberculosis Cases by Race/Ethnicity: California, 2001.....                            | 64 |
| Figure 4. Tuberculosis Case Rates by Racial/Ethnic Group: California, 1992-2001.....             | 65 |
| Figure 5. Tuberculosis Cases in Foreign-born and U.S.-born Persons: California, 1992-2001.....   | 66 |
| Figure 6. Tuberculosis Cases by Country of Origin: California, 2001 .....                        | 67 |
| Figure 7. Tuberculosis Cases in Persons 0-4 Years of Age: California, 1993-2001 .....            | 68 |
| Figure 8. Tuberculosis Cases by Verification Criteria: California, 2001.....                     | 69 |
| Figure 9. Deaths in Persons with Tuberculosis: California, 1994-1999 .....                       | 70 |
| Figure 10. Tuberculosis Cases by AIDS Diagnosis: California, 1993-2000 .....                     | 71 |
| Figure 11. AIDS-Associated Tuberculosis by Race/Ethnicity: California, 1993-2000 .....           | 72 |
| Figure 12. Tuberculosis Cases with MDR and Resistance to Isoniazid, California, 1994-2001 .....  | 73 |
| Figure 13. Multi-Drug Resistant Tuberculosis Cases by Jurisdiction, California, 1995-2001 .....  | 74 |
| Figure 14. Tuberculosis Cases by Reason Therapy Stopped: California, 1999.....                   | 75 |
| Figure 15. Drug-Susceptible Tuberculosis Cases by Reason Therapy Stopped: California, 1999 ..... | 76 |
| Figure 16. Drug-Resistant Tuberculosis Cases by Reason Therapy Stopped: California, 1999.....    | 77 |

**Appendix**

|                       |    |
|-----------------------|----|
| Technical Notes ..... | 78 |
|-----------------------|----|

## **Introduction**

Reportable cases of tuberculosis (TB) are submitted to the TB Control Branch (TBCB), California Department of Health Services, by the 61 local health jurisdictions (58 counties, and the cities of Berkeley, Long Beach and Pasadena). In 1993, the Center for Disease Control and Prevention (CDC), in conjunction with state and local health departments, began using the expanded Report of Verified Case of Tuberculosis (RVCT) to collect information on each case of TB. In addition to the demographic and clinical features of TB that were previously collected, the RVCT includes information on drug resistance, risk factors for tuberculosis, and treatment outcomes. In 1998, CDC implemented the Tuberculosis Information Management System (TIMS) for data entry and transmission of case reports. Today, TIMS is in use in the 19 largest jurisdictions, allowing 93% of TB cases to be reported electronically to TBCB.

Each year, TBCB has released a set of data tables on TB morbidity in California. Several of the tables present data that have also been selected as key indicators of the Tuberculosis Indicators Project (TIP). Indicators of sentinel events of TB control included in this report are the number of pediatric cases in a jurisdiction (Tables 15-16), and the number of cases that die with tuberculosis (Tables 24-25, 47-51). Indicators of timely completion of appropriate tuberculosis therapy include the proportion of cases started on a four-drug regimen (Table 26), the proportion of cases completing therapy in 12 months or less and the proportion of cases lost to follow-up during treatment (Tables 47-51).

## **Acknowledgement**

The TBCB would like to acknowledge surveillance and reporting staff in all reporting jurisdictions. Without their hard work we would not have data for this publication. We are also extremely grateful to the staff of the Office of AIDS, California Department of Health Services for providing us with data on TB cases co-infected with HIV.



## **Executive Summary**

Following an eight year decline, the number of tuberculosis cases increased in California in 2001. A total of 3,332 cases were reported in 2001, an increase of approximately 1% from 3,297 cases in 2000 (Table 1). The number of cases in the United States declined slightly to 15,991. California continues to contribute the greatest number of cases to the nation's total (21%). The rate of tuberculosis in the United States was 5.6 cases per 100,000 population. The tuberculosis rate in California was 9.5 per 100,000, placing it second among all states. This is the first time in eight years that the TB case rate in California did not decline.

## **Geographic Distribution of Cases**

An increase in case numbers was seen in 26 of the 61 (43%) local health jurisdictions in California (Table 13). Of the jurisdictions reporting 30 or more TB cases in 2001, more than half (10/18, 56%) experienced an increase in cases. The large urban areas of San Francisco, Orange and San Diego all reported increases, while Los Angeles and Santa Clara both reported a decline in cases compared with the previous year. Thirteen jurisdictions reported no TB cases in 2001, while 11 jurisdictions reported between one and four cases each. California is developing a plan to ensure that resources are available to maintain TB control in low morbidity jurisdictions (defined as averaging 30 or fewer TB cases per year over the years 1998-2000), as recommended in the Institute of Medicine report, *Ending Neglect: The Elimination of Tuberculosis in the United States*. The California Tuberculosis Control Branch has also developed an Outbreak Response Plan which will help ensure that expertise and resources are available in the field when needed.

## **Demographic Characteristics of TB Cases**

Among race/ethnic groups, both Hispanics and Asian/Pacific Islanders experienced an increase in case numbers in 2001 (Table 2). The greatest number of cases continues to occur among Asian/Pacific Islanders, followed closely by Hispanics. Large disparities continue to exist between race/ethnic groups. Asian/Pacific Islanders exhibited the highest rate of TB (33.8 per 100,000) in 2001, followed distantly by Black, non-Hispanics (12.4 per 100,000), Hispanics (11.4 per 100,000) and American Indian/Alaska Natives (7.7 per 100,000) (Table 3). White, non-Hispanics, with a rate of 2.1 per 100,000, are the only race/ethnic group to have met the Year 2000 National Objective of 3.5 cases per 100,000 population. The rate of TB among white, non-Hispanics has declined steadily since 1991 when the rate was 5.1 per 100,000 population.

The number of individuals with reported TB born outside the United States increased by nearly 5% in 2001 (Table 2). The proportion of all TB cases among the foreign-born has risen dramatically since the peak of the epidemic in 1992.

In 1992, 61% of all TB cases were born outside the U.S.; in 2001 75% of cases were foreign-born (Table 2). Countries reporting the largest number of foreign-born cases were Mexico (n=791), Philippines (n=496), Vietnam (n=274), China (n=184) and India (n=120). A recent analysis of the epidemiology of Mexican born TB cases found that although the number of Mexican born cases has decreased in recent years, the incidence of disease in this group remains seven times higher than in the U.S.-born population. The initiative developed by the Centers for Disease Control and Prevention (CDC), Division of Quarantine to establish electronic notification to states of immigrants and refugees arriving with suspected TB (B1/B2 status) is one approach that will enhance the opportunities for testing and treatment of persons with TB infection and disease, and ultimately serve to decrease the number of cases seen in this group. Plans to include identification of Visa status as a revision to the Report of Verified Case of Tuberculosis (RVCT) may also assist in identifying groups of foreign-born cases where outreach and screening efforts may be effective in decreasing case numbers.

In 2001, TB cases in young children aged 0-4 years increased nearly 15% to 133 cases in 2001, from 116 cases in 2000. Pediatric cases of TB serve as sentinel indicators of missed opportunities for early detection and treatment of the index cases. This increase in pediatric cases is a red flag which signified continuing transmission. Early detection of infectious cases and rapid and effective contact investigations are critical to diminish tuberculosis cases in young children. TBCB is developing a model for contact investigation improvement, and the pediatric cases are examined in each of the high morbidity counties as part of the TB Indicators Project (TIP). An in-depth investigation of pediatric cases which examines the reasons for continued occurrence of disease in selected high morbidity counties is being implemented.

## **HIV/AIDS**

In 2000, 4.4% of TB cases had a co-diagnosis of AIDS, down from 8.6% in 1995 (Table 11). TB/AIDS cases were reported in 21 jurisdictions in California, including seven jurisdictions reporting 30 or fewer total cases. While all race/ethnic groups have experienced a decrease in the proportion of TB cases with AIDS since 1995, the decline among Hispanics was modest compared with white, non-Hispanics (38% vs. 58%). The findings that nearly one-fourth of TB/AIDS cases occurred among those age 45 and over, and one-half of the cases were in those born outside the United States have implications for HIV testing policies in local TB programs. The Tuberculosis Control Branch has been working with local health jurisdictions to increase the offers of HIV counseling and testing to those TB patients at increased risk of HIV infection.

## **Drug Resistance**

The frequency of isoniazid (INH) resistance among cases fell slightly to 8.9% in 2001 (Table 45). Among those with a previous diagnosis of TB, the level of INH resistance was 15.9%. Where INH resistance exceeds 4%, the recommendation is to start all TB cases on an initial regimen of four drugs. In 2001, the proportion of cases started on a 4-drug regimen increased to 88% (Table 26).

In 2001, there were 25 (1%) cases of multi-drug resistant tuberculosis (resistant to at least isoniazid and rifampin) reported in California. Since 1995, more than half of the local health jurisdictions in California have experienced one or more cases of multi-drug resistant (MDR) TB. Cases of MDR-TB are more difficult to treat, often requiring more expensive and more toxic drugs. These cases require an increased duration of treatment, and cases may remain infectious for longer periods of time. As a result, there are an estimated 70 MDR-TB cases under treatment each year. The California Tuberculosis Control Branch is developing a MDR consultation service to ensure that the appropriate expertise in treating these difficult cases is available when needed.

## **Deaths with TB**

The death of a person with tuberculosis represents a sentinel event that may indicate a missed opportunity for the timely detection and treatment of disease, and the prevention of transmission of disease to others. In 2001, 49 cases were dead at the time tuberculosis was diagnosed (Table 24). In 1999, 238 cases died during TB treatment, while 8 were alive at the time of TB diagnosis, but died before anti-tuberculosis treatment could be initiated (Table 25). Deaths at any stage of TB diagnosis and treatment should be further investigated to ascertain whether TB was a contributing cause of death, and if the death was potentially preventable.

## **Treatment Outcomes**

For cases counted in 1999, approximately 73% of drug-susceptible cases completed treatment in 12 months or less (Table 48). While this is a substantial improvement over the 58% of patients completing treatment in this time period in 1993, it is not an improvement over the completion rate in 1998, which was also 73%. The proportion of drug-susceptible patients who ever completed treatment (including completion in more than 12 months), also remained stable at 83% between 1998 and 1999. In 1999, adverse treatment outcomes (died during therapy, lost-to-follow-up, or refused treatment) also remained at levels reported in 1998.

## **TB Patients who Move**

Approximately 8% of patients starting treatment in California moved out of their reporting jurisdiction prior to treatment completion (Table 47). Of these, 45% moved to another jurisdiction within California, 20% moved to another state, and 35% moved out of the United States. While the destination receiving the moved patient is responsible for continuing the care of that patient, the TBCB has been successful in obtaining final treatment outcomes on only a fraction of this group of patients who are at high risk for defaulting from treatment. To improve the reporting of treatment outcomes on patients whose care is transferred between states, the National Tuberculosis Controllers Association (NTCA) has developed a standardized form for use in forwarding information on the patient, as well as to return the treatment outcome status to the originating, reporting jurisdiction. The TBCB is also investigating ways to increase the successful transfer of care of patients who move between jurisdictions in California, as well as improve the reporting of final treatment outcomes to the state. In future reports, final treatment outcomes on patients who moved within California or the U.S. will be published.

Of the TB patients who move out of the country, approximately 40% move to Mexico. CURE-TB, located in San Diego, is working with TB programs in Mexico and the U.S. to ensure that TB cases who move between the two countries, or are frequent border crossers, are able to successfully complete treatment.

## **Citations**

Ending neglect: the elimination of tuberculosis in the United States. Lawrence Geiter, editor. Committee on the Elimination of Tuberculosis in the United States, Division of Health Promotion and Disease Prevention, Insitute of Medicine; 2000.

**Table 1. Tuberculosis Cases and Case Rates per 100,000 Population: California, 1985-2001**

| Year | Cases | Rate | Percent Change<br>From Previous Year |       |
|------|-------|------|--------------------------------------|-------|
|      |       |      | Cases                                | Rate  |
| 1985 | 3,492 | 13.2 |                                      |       |
| 1986 | 3,442 | 12.7 | -1.4                                 | -3.8  |
| 1987 | 3,719 | 13.4 | 8.0                                  | 5.5   |
| 1988 | 3,468 | 12.2 | -6.7                                 | -9.0  |
| 1989 | 4,212 | 14.5 | 21.5                                 | 18.9  |
| 1990 | 4,889 | 16.3 | 16.1                                 | 12.4  |
| 1991 | 5,273 | 17.3 | 7.9                                  | 6.1   |
| 1992 | 5,382 | 17.3 | 2.1                                  | 0.0   |
| 1993 | 5,173 | 16.4 | -3.9                                 | -5.2  |
| 1994 | 4,860 | 15.3 | -6.1                                 | -6.7  |
| 1995 | 4,675 | 14.6 | -3.8                                 | -4.6  |
| 1996 | 4,313 | 13.3 | -7.7                                 | -8.9  |
| 1997 | 4,059 | 12.3 | -5.9                                 | -7.5  |
| 1998 | 3,855 | 11.5 | -5.0                                 | -6.5  |
| 1999 | 3,608 | 10.6 | -6.4                                 | -7.8  |
| 2000 | 3,297 | 9.5  | -8.6                                 | -10.4 |
| 2001 | 3,332 | 9.5  | 1.1                                  | 0.0   |

Tuberculosis Control Branch, California Department of Health Services

**Table 2. Tuberculosis Cases by Race/Ethnicity, Age Group, Sex, Birthplace: California, 1992-2001**

|                               | 1992         | 1993         | 1994         | 1995         | 1996         | 1997         | 1998         | 1999         | 2000         | 2001         | Percent Change |            |
|-------------------------------|--------------|--------------|--------------|--------------|--------------|--------------|--------------|--------------|--------------|--------------|----------------|------------|
|                               |              |              |              |              |              |              |              |              |              |              | 1992-2001      | 2000-2001  |
| <b>Total Cases</b>            | <b>5,382</b> | <b>5,173</b> | <b>4,860</b> | <b>4,675</b> | <b>4,313</b> | <b>4,059</b> | <b>3,855</b> | <b>3,608</b> | <b>3,297</b> | <b>3,332</b> | <b>-38.1</b>   | <b>1.1</b> |
| Race/Ethnicity                |              |              |              |              |              |              |              |              |              |              |                |            |
| White, Not Hispanic           | 870          | 762          | 711          | 659          | 594          | 524          | 518          | 448          | 391          | 365          | -58.0          | -6.6       |
| Black, Not Hispanic           | 768          | 711          | 630          | 592          | 551          | 421          | 384          | 376          | 322          | 292          | -62.0          | -9.3       |
| Hispanic                      | 2,059        | 2,003        | 1,804        | 1,691        | 1,549        | 1,431        | 1,401        | 1,340        | 1,198        | 1,252        | -39.2          | 4.5        |
| Asian/Pacific Islander        | 1,660        | 1,669        | 1,692        | 1,702        | 1,601        | 1,661        | 1,527        | 1,415        | 1,367        | 1,399        | -15.7          | 2.3        |
| American Indian/Alaska Native | 20           | 23           | 20           | 16           | 13           | 17           | 25           | 18           | 16           | 16           | -20.0          | 0.0        |
| Unknown                       | 5            | 5            | 3            | 15           | 5            | 5            | -            | 11           | 3            | 8            | 60.0           | .          |
| Age Group                     |              |              |              |              |              |              |              |              |              |              |                |            |
| 0-4                           | 354          | 337          | 285          | 249          | 222          | 192          | 164          | 153          | 116          | 133          | -62.4          | 14.7       |
| 5-14                          | 212          | 199          | 204          | 181          | 144          | 132          | 92           | 116          | 89           | 92           | -56.6          | 3.4        |
| 15-24                         | 595          | 539          | 506          | 437          | 416          | 419          | 358          | 334          | 328          | 318          | -46.6          | -3.0       |
| 25-44                         | 2,067        | 1,915        | 1,729        | 1,623        | 1,503        | 1,341        | 1,276        | 1,161        | 1,058        | 1,109        | -46.3          | 4.8        |
| 45-64                         | 1,234        | 1,235        | 1,161        | 1,171        | 1,079        | 1,088        | 1,063        | 976          | 944          | 953          | -22.8          | 1.0        |
| 65+                           | 920          | 946          | 975          | 1,010        | 944          | 887          | 902          | 868          | 762          | 727          | -21.0          | -4.6       |
| Unknown                       | -            | 2            | -            | 4            | 5            | -            | -            | -            | -            | -            | .              | .          |
| Sex                           |              |              |              |              |              |              |              |              |              |              |                |            |
| Male                          | 3,437        | 3,245        | 3,031        | 2,909        | 2,694        | 2,499        | 2,347        | 2,166        | 1,974        | 2,029        | -41.0          | 2.8        |
| Female                        | 1,945        | 1,928        | 1,829        | 1,765        | 1,617        | 1,560        | 1,508        | 1,442        | 1,323        | 1,300        | -33.2          | -1.7       |
| Unknown                       | -            | -            | -            | 1            | 2            | -            | -            | -            | -            | 3            | .              | .          |
| Birthplace                    |              |              |              |              |              |              |              |              |              |              |                |            |
| U.S.-born                     | 2,055        | 1,873        | 1,754        | 1,573        | 1,447        | 1,226        | 1,136        | 1,061        | 904          | 824          | -59.9          | -8.8       |
| Foreign-born                  | 3,284        | 3,251        | 3,101        | 3,086        | 2,843        | 2,815        | 2,701        | 2,519        | 2,377        | 2,482        | -24.4          | 4.4        |
| Unknown                       | 43           | 49           | 5            | 16           | 23           | 18           | 18           | 28           | 16           | 26           | -39.5          | 62.5       |

- Indicates zero cases.

. Percent change not calculated where number of cases is less than 5.

**Table 3. Tuberculosis Case Rates per 100,000 Population by Race/Ethnicity, Age Group, Sex: California 1992-2001**

|                               | 1992        | 1993        | 1994        | 1995        | 1996        | 1997        | 1998        | 1999        | 2000       | 2001       | Percent Change |            |
|-------------------------------|-------------|-------------|-------------|-------------|-------------|-------------|-------------|-------------|------------|------------|----------------|------------|
|                               |             |             |             |             |             |             |             |             |            |            | 1992-2001      | 2000-2001  |
| <b>Total Cases</b>            | <b>17.3</b> | <b>16.4</b> | <b>15.3</b> | <b>14.6</b> | <b>13.3</b> | <b>12.3</b> | <b>11.5</b> | <b>10.6</b> | <b>9.5</b> | <b>9.5</b> | <b>-45.1</b>   | <b>0.0</b> |
| <b>Race/Ethnicity</b>         |             |             |             |             |             |             |             |             |            |            |                |            |
| White, Not Hispanic           | 5.0         | 4.4         | 4.1         | 3.8         | 3.5         | 3.1         | 3.0         | 2.6         | 2.2        | 2.1        | -58.0          | -4.5       |
| Black, Not Hispanic           | 35.0        | 32.1        | 28.2        | 26.3        | 24.2        | 18.3        | 16.6        | 16.2        | 13.8       | 12.4       | -64.6          | -10.1      |
| Hispanic                      | 24.5        | 23.1        | 20.3        | 18.6        | 16.6        | 14.8        | 14.0        | 12.9        | 11.2       | 11.4       | -53.5          | 1.8        |
| Asian/Pacific Islander        | 55.0        | 53.3        | 52.3        | 51.0        | 46.4        | 46.4        | 41.1        | 36.7        | 34.2       | 33.8       | -38.5          | -1.2       |
| American Indian/Alaska Native | 10.5        | 12.0        | 10.4        | 8.3         | 6.7         | 8.6         | 12.5        | 8.9         | 7.8        | 7.7        | -26.7          | -1.3       |
| <b>Age Group</b>              |             |             |             |             |             |             |             |             |            |            |                |            |
| 0-4                           | 12.7        | 11.8        | 9.8         | 8.6         | 7.8         | 6.9         | 5.9         | 5.5         | 4.2        | 4.7        | -63.0          | 11.9       |
| 5-14                          | 4.8         | 4.4         | 4.4         | 3.8         | 2.9         | 2.6         | 1.7         | 2.1         | 1.6        | 1.6        | -66.7          | 0.0        |
| 15-24                         | 13.2        | 12.2        | 11.7        | 10.3        | 9.9         | 9.8         | 8.2         | 7.4         | 7.1        | 6.7        | -49.2          | -5.6       |
| 25-44                         | 19.3        | 17.8        | 16.1        | 15.1        | 14.0        | 12.4        | 11.8        | 10.8        | 9.8        | 10.4       | -46.1          | 6.1        |
| 45-64                         | 22.7        | 22.0        | 20.1        | 19.7        | 17.5        | 17.0        | 16.0        | 14.1        | 13.1       | 12.6       | -44.5          | -3.8       |
| 65+                           | 27.9        | 28.3        | 28.8        | 29.4        | 27.1        | 25.1        | 25.1        | 23.8        | 20.5       | 19.2       | -31.2          | -6.3       |
| <b>Sex</b>                    |             |             |             |             |             |             |             |             |            |            |                |            |
| Male                          | 22.0        | 20.6        | 19.0        | 18.1        | 16.6        | 15.1        | 14.0        | 12.7        | 11.3       | 11.5       | -47.7          | 1.8        |
| Female                        | 12.5        | 12.3        | 11.5        | 11.0        | 10.0        | 9.5         | 9.0         | 8.5         | 7.7        | 7.4        | -40.8          | -3.9       |

Tuberculosis Control Branch, California Department of Health Services

**Table 4. Tuberculosis Cases by Race/Ethnicity and Age Group: California, 1992-2001**

|                               | 1992         | 1993         | 1994         | 1995         | 1996         | 1997         | 1998         | 1999         | 2000         | 2001         | Percent Change |            |
|-------------------------------|--------------|--------------|--------------|--------------|--------------|--------------|--------------|--------------|--------------|--------------|----------------|------------|
|                               |              |              |              |              |              |              |              |              |              |              | 1992-2001      | 2000-2001  |
| <b>Total Cases</b>            | <b>5,382</b> | <b>5,173</b> | <b>4,860</b> | <b>4,675</b> | <b>4,313</b> | <b>4,059</b> | <b>3,855</b> | <b>3,608</b> | <b>3,297</b> | <b>3,332</b> | <b>-38.1</b>   | <b>1.1</b> |
| White, Not Hispanic           | 870          | 762          | 711          | 659          | 594          | 524          | 518          | 448          | 391          | 365          | -58.0          | -6.6       |
| 0-4                           | 21           | 19           | 25           | 11           | 15           | 9            | 14           | 4            | 6            | 7            | -66.7          | 16.7       |
| 5-14                          | 12           | 15           | 10           | 5            | 6            | 7            | 2            | 9            | 6            | 2            | .              | .          |
| 15-24                         | 36           | 28           | 29           | 16           | 18           | 21           | 14           | 10           | 14           | 15           | -58.3          | 7.1        |
| 25-44                         | 284          | 246          | 219          | 208          | 164          | 145          | 114          | 99           | 90           | 105          | -63.0          | 16.7       |
| 45-64                         | 255          | 238          | 187          | 181          | 183          | 163          | 179          | 146          | 133          | 120          | -52.9          | -9.8       |
| 65+                           | 262          | 215          | 241          | 237          | 207          | 179          | 195          | 180          | 142          | 116          | -55.7          | -18.3      |
| Unknown                       | -            | 1            | -            | 1            | 1            | -            | -            | -            | -            | -            | .              | .          |
| Black, Not Hispanic           | 768          | 711          | 630          | 592          | 551          | 421          | 384          | 376          | 322          | 292          | -62.0          | -9.3       |
| 0-4                           | 40           | 24           | 21           | 26           | 36           | 24           | 19           | 15           | 9            | 12           | -70.0          | 33.3       |
| 5-14                          | 17           | 22           | 15           | 16           | 16           | 13           | 14           | 12           | 7            | 10           | -41.2          | 42.9       |
| 15-24                         | 54           | 35           | 40           | 28           | 35           | 29           | 22           | 39           | 28           | 18           | -66.7          | -35.7      |
| 25-44                         | 396          | 375          | 334          | 269          | 248          | 179          | 149          | 146          | 122          | 111          | -72.0          | -9.0       |
| 45-64                         | 184          | 189          | 156          | 182          | 152          | 124          | 126          | 117          | 117          | 101          | -45.1          | -13.7      |
| 65+                           | 77           | 66           | 64           | 70           | 63           | 52           | 54           | 47           | 39           | 40           | -48.1          | 2.6        |
| Unknown                       | -            | -            | -            | 1            | 1            | -            | -            | -            | -            | -            | .              | .          |
| Hispanic                      | 2,059        | 2,003        | 1,804        | 1,691        | 1,549        | 1,431        | 1,401        | 1,340        | 1,198        | 1,252        | -39.2          | 4.5        |
| 0-4                           | 258          | 240          | 195          | 173          | 144          | 119          | 101          | 114          | 77           | 96           | -62.8          | 24.7       |
| 5-14                          | 154          | 121          | 133          | 124          | 101          | 71           | 56           | 82           | 56           | 65           | -57.8          | 16.1       |
| 15-24                         | 329          | 299          | 277          | 224          | 204          | 194          | 189          | 161          | 183          | 180          | -45.3          | -1.6       |
| 25-44                         | 803          | 775          | 655          | 632          | 602          | 524          | 526          | 469          | 418          | 443          | -44.8          | 6.0        |
| 45-64                         | 351          | 364          | 340          | 323          | 317          | 318          | 320          | 306          | 288          | 286          | -18.5          | -0.7       |
| 65+                           | 164          | 203          | 204          | 213          | 179          | 205          | 209          | 208          | 176          | 182          | 11.0           | 3.4        |
| Unknown                       | -            | 1            | -            | 2            | 2            | -            | -            | -            | -            | -            | .              | .          |
| Asian/Pacific Islander        | 1,660        | 1,669        | 1,692        | 1,702        | 1,601        | 1,661        | 1,527        | 1,415        | 1,367        | 1,399        | -15.7          | 2.3        |
| 0-4                           | 35           | 53           | 44           | 39           | 27           | 39           | 26           | 19           | 23           | 18           | -48.6          | -21.7      |
| 5-14                          | 29           | 41           | 46           | 33           | 21           | 40           | 20           | 13           | 19           | 15           | -48.3          | -21.1      |
| 15-24                         | 176          | 176          | 159          | 169          | 157          | 172          | 131          | 122          | 103          | 105          | -40.3          | 1.9        |
| 25-44                         | 570          | 512          | 508          | 499          | 486          | 488          | 480          | 438          | 422          | 442          | -22.5          | 4.7        |
| 45-64                         | 434          | 431          | 473          | 478          | 420          | 476          | 430          | 396          | 399          | 438          | 0.9            | 9.8        |
| 65+                           | 416          | 456          | 462          | 484          | 489          | 446          | 440          | 427          | 401          | 381          | -8.4           | -5.0       |
| Unknown                       | -            | -            | -            | -            | 1            | -            | -            | -            | -            | -            | .              | .          |
| American Indian/Alaska Native | 20           | 23           | 20           | 16           | 13           | 17           | 25           | 18           | 16           | 16           | -20.0          | 0.0        |
| 0-4                           | -            | 1            | -            | -            | -            | 1            | 4            | 1            | 1            | -            | .              | .          |
| 5-14                          | -            | -            | -            | -            | -            | 1            | -            | -            | 1            | -            | .              | .          |
| 15-24                         | -            | 1            | 1            | -            | 1            | 2            | 2            | -            | -            | -            | .              | .          |
| 25-44                         | 12           | 5            | 11           | 10           | 3            | 4            | 7            | 6            | 5            | 5            | -58.3          | 0.0        |
| 45-64                         | 8            | 12           | 5            | 5            | 5            | 6            | 8            | 9            | 6            | 8            | 0.0            | 33.3       |
| 65+                           | -            | 4            | 3            | 1            | 4            | 3            | 4            | 2            | 3            | 3            | .              | .          |
| Race Unknown                  | 5            | 5            | 3            | 15           | 5            | 5            | -            | 11           | 3            | 8            | 60.0           | .          |
| 0-4                           | -            | -            | -            | -            | -            | -            | -            | -            | -            | -            | .              | .          |
| 5-14                          | -            | -            | -            | 3            | -            | -            | -            | -            | -            | -            | .              | .          |
| 15-24                         | -            | -            | -            | -            | 1            | 1            | -            | 2            | -            | -            | .              | .          |
| 25-44                         | 2            | 2            | 2            | 5            | -            | 1            | -            | 3            | 1            | 3            | .              | .          |
| 45-64                         | 2            | 1            | -            | 2            | 2            | 1            | -            | 2            | 1            | -            | .              | .          |
| 65+                           | 1            | 2            | 1            | 5            | 2            | 2            | -            | 4            | 1            | 5            | .              | .          |

- Indicates zero cases.

. Percent change not calculated where number of cases is less than 5.



**Table 5. Tuberculosis Case Rates per 100,000 Population by Race/Ethnicity and Age Group: California, 1992-2001**

|                               | 1992        | 1993        | 1994        | 1995        | 1996        | 1997        | 1998        | 1999        | 2000       | 2001       | Percent Change |            |
|-------------------------------|-------------|-------------|-------------|-------------|-------------|-------------|-------------|-------------|------------|------------|----------------|------------|
|                               |             |             |             |             |             |             |             |             |            |            | 1992-2001      | 2000-2001  |
| <b>Total Cases</b>            | <b>17.3</b> | <b>16.4</b> | <b>15.3</b> | <b>14.6</b> | <b>13.3</b> | <b>12.3</b> | <b>11.5</b> | <b>10.6</b> | <b>9.5</b> | <b>9.5</b> | <b>-45.1</b>   | <b>0.0</b> |
| White, Not Hispanic           | 5.0         | 4.4         | 4.1         | 3.8         | 3.5         | 3.1         | 3.0         | 2.6         | 2.2        | 2.1        | -58.0          | -4.5       |
| 0-4                           | 1.8         | 1.6         | 2.2         | 1.0         | 1.5         | 0.9         | 1.4         | .           | 0.6        | 0.7        | -61.1          | 16.7       |
| 5-14                          | 0.6         | 0.7         | 0.5         | 0.2         | 0.3         | 0.3         | .           | 0.4         | 0.3        | .          | .              | .          |
| 15-24                         | 1.8         | 1.4         | 1.5         | 0.8         | 0.9         | 1.1         | 0.7         | 0.5         | 0.7        | 0.7        | -61.1          | 0.0        |
| 25-44                         | 4.8         | 4.2         | 3.8         | 3.7         | 2.9         | 2.6         | 2.1         | 1.9         | 1.7        | 2.1        | -56.3          | 23.5       |
| 45-64                         | 7.1         | 6.5         | 5.0         | 4.7         | 4.7         | 4.1         | 4.3         | 3.4         | 3.0        | 2.6        | -63.4          | -13.3      |
| 65+                           | 10.3        | 8.4         | 9.5         | 9.3         | 8.1         | 7.0         | 7.6         | 6.9         | 5.4        | 4.4        | -57.3          | -18.5      |
| Black, Not Hispanic           | 35.0        | 32.1        | 28.2        | 26.3        | 24.2        | 18.3        | 16.6        | 16.2        | 13.8       | 12.4       | -64.6          | -10.1      |
| 0-4                           | 18.1        | 10.7        | 9.4         | 12.0        | 17.3        | 12.1        | 9.9         | 8.0         | 4.9        | 6.5        | -64.1          | 32.7       |
| 5-14                          | 4.8         | 6.1         | 4.0         | 4.2         | 4.1         | 3.3         | 3.4         | 2.9         | 1.7        | 2.4        | -50.0          | 41.2       |
| 15-24                         | 15.5        | 10.1        | 11.6        | 8.1         | 10.1        | 8.4         | 6.3         | 11.1        | 7.8        | 4.9        | -68.4          | -37.2      |
| 25-44                         | 52.0        | 49.0        | 43.7        | 35.2        | 32.3        | 23.4        | 19.7        | 19.5        | 16.5       | 15.2       | -70.8          | -7.9       |
| 45-64                         | 53.7        | 53.5        | 42.7        | 48.1        | 38.5        | 30.2        | 29.7        | 26.7        | 25.6       | 21.3       | -60.3          | -16.8      |
| 65+                           | 47.7        | 40.3        | 38.6        | 41.6        | 36.7        | 29.3        | 30.2        | 26.1        | 21.2       | 21.3       | -55.3          | 0.5        |
| Hispanic                      | 24.5        | 23.1        | 20.3        | 18.6        | 16.6        | 14.8        | 14.0        | 12.9        | 11.2       | 11.4       | -53.5          | 1.8        |
| 0-4                           | 23.3        | 20.3        | 15.6        | 13.4        | 11.2        | 9.2         | 7.8         | 8.7         | 5.8        | 7.2        | -69.1          | 24.1       |
| 5-14                          | 9.9         | 7.5         | 8.0         | 7.2         | 5.6         | 3.6         | 2.7         | 3.7         | 2.4        | 2.7        | -72.7          | 12.5       |
| 15-24                         | 20.5        | 19.2        | 18.5        | 15.3        | 14.2        | 13.2        | 12.5        | 10.3        | 11.4       | 10.8       | -47.3          | -5.3       |
| 25-44                         | 28.2        | 26.4        | 21.6        | 20.3        | 18.9        | 16.0        | 15.7        | 13.8        | 12.2       | 12.8       | -54.6          | 4.9        |
| 45-64                         | 37.0        | 36.5        | 32.5        | 29.4        | 27.2        | 25.8        | 24.4        | 22.0        | 19.4       | 18.1       | -51.1          | -6.7       |
| 65+                           | 45.9        | 53.7        | 51.1        | 50.5        | 40.1        | 43.1        | 42.2        | 40.3        | 32.7       | 32.3       | -29.6          | -1.2       |
| Asian/Pacific Islander        | 55.0        | 53.3        | 52.3        | 51.0        | 46.4        | 46.4        | 41.1        | 36.7        | 34.2       | 33.8       | -38.5          | -1.2       |
| 0-4                           | 13.0        | 18.8        | 15.0        | 12.9        | 8.9         | 12.9        | 8.5         | 6.1         | 7.2        | 5.5        | -57.7          | -23.6      |
| 5-14                          | 6.2         | 8.5         | 9.2         | 6.4         | 3.9         | 7.1         | 3.4         | 2.1         | 3.0        | 2.3        | -62.9          | -23.3      |
| 15-24                         | 37.0        | 36.4        | 32.5        | 34.1        | 31.1        | 33.2        | 24.5        | 22.0        | 17.9       | 17.6       | -52.4          | -1.7       |
| 25-44                         | 53.2        | 46.6        | 45.3        | 43.7        | 41.7        | 40.8        | 39.1        | 34.9        | 32.9       | 33.8       | -36.5          | 2.7        |
| 45-64                         | 85.1        | 79.6        | 82.1        | 78.0        | 64.3        | 68.7        | 58.4        | 50.7        | 48.1       | 49.8       | -41.5          | 3.5        |
| 65+                           | 183.0       | 187.5       | 179.2       | 177.0       | 168.1       | 143.8       | 135.0       | 124.9       | 111.6      | 100.9      | -44.9          | -9.6       |
| American Indian/Alaska Native | 10.5        | 12.0        | 10.4        | 8.3         | 6.7         | 8.6         | 12.5        | 8.9         | 7.8        | 7.7        | -26.7          | -1.3       |
| 0-4                           | .           | .           | .           | .           | .           | .           | .           | .           | .          | .          | .              | .          |
| 5-14                          | .           | .           | .           | .           | .           | .           | .           | .           | .          | .          | .              | .          |
| 15-24                         | .           | .           | .           | .           | .           | .           | .           | .           | .          | .          | .              | .          |
| 25-44                         | 18.0        | 7.6         | 16.7        | 15.3        | .           | .           | 10.8        | 9.2         | 7.7        | 7.8        | -56.7          | 1.3        |
| 45-64                         | 22.1        | 31.8        | 12.8        | 12.3        | 11.9        | 13.6        | 17.5        | 18.9        | 12.1       | 15.5       | -29.9          | 28.1       |
| 65+                           | .           | .           | .           | .           | .           | .           | .           | .           | .          | .          | .              | .          |

. Case rate and percent change not calculated where number of cases is less than 5.

**Table 6. Tuberculosis Cases by Race/Ethnicity, Sex and Age Group: California, 2001**

|                               | All Ages     | Age Group  |           |            |              |            |            |
|-------------------------------|--------------|------------|-----------|------------|--------------|------------|------------|
|                               |              | 0-4        | 5-14      | 15-24      | 25-44        | 45-64      | 65+        |
| <b>Total</b>                  | <b>3,332</b> | <b>133</b> | <b>92</b> | <b>318</b> | <b>1,109</b> | <b>953</b> | <b>727</b> |
| White, Not Hispanic           | 365          | 7          | 2         | 15         | 105          | 120        | 116        |
| Male                          | 250          | 5          | 1         | 6          | 78           | 91         | 69         |
| Female                        | 114          | 2          | 1         | 9          | 27           | 29         | 46         |
| Unknown                       | 1            | -          | -         | -          | -            | -          | 1          |
| Black, Not Hispanic           | 292          | 12         | 10        | 18         | 111          | 101        | 40         |
| Male                          | 186          | 4          | 4         | 7          | 68           | 79         | 24         |
| Female                        | 106          | 8          | 6         | 11         | 43           | 22         | 16         |
| Hispanic                      | 1,252        | 96         | 65        | 180        | 443          | 286        | 182        |
| Male                          | 808          | 45         | 39        | 112        | 302          | 205        | 105        |
| Female                        | 442          | 51         | 26        | 68         | 140          | 80         | 77         |
| Unknown                       | 2            | -          | -         | -          | 1            | 1          | -          |
| Asian/Pacific Islander        | 1,399        | 18         | 15        | 105        | 442          | 438        | 381        |
| Male                          | 779          | 6          | 5         | 47         | 217          | 274        | 230        |
| Female                        | 620          | 12         | 10        | 58         | 225          | 164        | 151        |
| American Indian/Alaska Native | 16           | -          | -         | -          | 5            | 8          | 3          |
| Male                          | 4            | -          | -         | -          | 1            | 3          | -          |
| Female                        | 12           | -          | -         | -          | 4            | 5          | 3          |
| Race/Ethnicity Not Stated     | 8            | -          | -         | -          | 3            | -          | 5          |
| Male                          | 2            | -          | -         | -          | -            | -          | 2          |
| Female                        | 6            | -          | -         | -          | 3            | -          | 3          |

- Indicates zero cases.

Tuberculosis Control Branch, California Department of Health Services

**Table 7. Tuberculosis Case Rates per 100,000 Population by Race/Ethnicity, Sex and Age Group: California, 2001**

|                               | All Ages   | Age Group  |            |            |             |             |             |
|-------------------------------|------------|------------|------------|------------|-------------|-------------|-------------|
|                               |            | 0-4        | 5-14       | 15-24      | 25-44       | 45-64       | 65+         |
| <b>Total Cases</b>            | <b>9.5</b> | <b>4.7</b> | <b>1.6</b> | <b>6.7</b> | <b>10.4</b> | <b>12.6</b> | <b>19.2</b> |
| White, Not Hispanic           | 2.1        | 0.7        | .          | 0.7        | 2.1         | 2.6         | 4.4         |
| Male                          | 2.9        | 1.0        | .          | 0.5        | 3.0         | 4.0         | 6.2         |
| Female                        | 1.3        | .          | .          | 0.9        | 1.1         | 1.3         | 3.0         |
| Black, Not Hispanic           | 12.4       | 6.5        | 2.4        | 4.9        | 15.2        | 21.3        | 21.3        |
| Male                          | 15.9       | .          | .          | 3.6        | 18.3        | 35.5        | 31.3        |
| Female                        | 8.9        | 8.8        | 2.9        | 6.4        | 12.0        | 8.7         | 14.4        |
| Hispanic                      | 11.4       | 7.2        | 2.7        | 10.8       | 12.8        | 18.1        | 32.3        |
| Male                          | 14.2       | 6.6        | 3.2        | 13.0       | 15.9        | 25.7        | 43.1        |
| Female                        | 8.3        | 7.8        | 2.2        | 8.5        | 8.9         | 10.2        | 24.1        |
| Asian/Pacific Islander        | 33.8       | 5.5        | 2.3        | 17.6       | 33.8        | 49.8        | 100.9       |
| Male                          | 38.2       | 3.6        | 1.5        | 15.4       | 33.4        | 65.7        | 139.8       |
| Female                        | 29.5       | 7.5        | 3.2        | 19.9       | 34.1        | 35.5        | 70.9        |
| American Indian/Alaska Native | 7.7        | .          | .          | .          | 7.8         | 15.5        | .           |
| Male                          | .          | .          | .          | .          | .           | .           | .           |
| Female                        | 11.3       | .          | .          | .          | .           | 18.3        | .           |

. Case rate not calculated where number of cases is less than 5.

Tuberculosis Control Branch, California Department of Health Services

**Table 8. Tuberculosis Cases in U.S.-born Persons by Race/Ethnicity, Sex and Age Group: California, 2001**

|                               | All Ages   | Age Group  |           |           |            |            |            |
|-------------------------------|------------|------------|-----------|-----------|------------|------------|------------|
|                               |            | 0-4        | 5-14      | 15-24     | 25-44      | 45-64      | 65+        |
| <b>Total Cases</b>            | <b>824</b> | <b>100</b> | <b>44</b> | <b>63</b> | <b>217</b> | <b>251</b> | <b>149</b> |
| White, Not Hispanic           | 255        | 4          | 1         | 8         | 76         | 95         | 71         |
| Male                          | 189        | 3          | 1         | 5         | 58         | 76         | 46         |
| Female                        | 65         | 1          | -         | 3         | 18         | 19         | 24         |
| Unknown                       | 1          | -          | -         | -         | -          | -          | 1          |
| Black, Not Hispanic           | 246        | 10         | 7         | 9         | 82         | 98         | 40         |
| Male                          | 156        | 3          | 2         | 3         | 48         | 76         | 24         |
| Female                        | 90         | 7          | 5         | 6         | 34         | 22         | 16         |
| Hispanic                      | 271        | 77         | 31        | 38        | 49         | 46         | 30         |
| Male                          | 157        | 35         | 22        | 18        | 31         | 33         | 18         |
| Female                        | 114        | 42         | 9         | 20        | 18         | 13         | 12         |
| Asian/Pacific Islander        | 37         | 9          | 5         | 8         | 6          | 4          | 5          |
| Male                          | 19         | 3          | 2         | 4         | 4          | 3          | 3          |
| Female                        | 18         | 6          | 3         | 4         | 2          | 1          | 2          |
| American Indian/Alaska Native | 15         | -          | -         | -         | 4          | 8          | 3          |
| Male                          | 3          | -          | -         | -         | -          | 3          | -          |
| Female                        | 12         | -          | -         | -         | 4          | 5          | 3          |

- Indicates zero cases.

Tuberculosis Control Branch, California Department of Health Services

**Table 9. Tuberculosis Cases in Foreign-born Persons by Race/Ethnicity, Sex and Age Group: California, 2001**

|                               | All Ages     | Age Group |           |            |            |            |            |
|-------------------------------|--------------|-----------|-----------|------------|------------|------------|------------|
|                               |              | 0-4       | 5-14      | 15-24      | 25-44      | 45-64      | 65+        |
| <b>Total Cases</b>            | <b>2,484</b> | <b>32</b> | <b>48</b> | <b>255</b> | <b>884</b> | <b>701</b> | <b>564</b> |
| White, Not Hispanic           | 107          | 3         | 1         | 7          | 28         | 25         | 43         |
| Male                          | 60           | 2         | -         | 1          | 19         | 15         | 23         |
| Female                        | 47           | 1         | 1         | 6          | 9          | 10         | 20         |
| Black, Not Hispanic           | 46           | 2         | 3         | 9          | 29         | 3          | -          |
| Male                          | 30           | 1         | 2         | 4          | 20         | 3          | -          |
| Female                        | 16           | 1         | 1         | 5          | 9          | -          | -          |
| Hispanic                      | 978          | 19        | 34        | 142        | 393        | 240        | 150        |
| Male                          | 648          | 10        | 17        | 94         | 270        | 172        | 85         |
| Female                        | 328          | 9         | 17        | 48         | 122        | 67         | 65         |
| Unknown                       | 2            | -         | -         | -          | 1          | 1          | -          |
| Asian/Pacific Islander        | 1,348        | 8         | 10        | 97         | 430        | 433        | 370        |
| Male                          | 752          | 2         | 3         | 43         | 211        | 270        | 223        |
| Female                        | 596          | 6         | 7         | 54         | 219        | 163        | 147        |
| American Indian/Alaska Native | 1            | -         | -         | -          | 1          | -          | -          |
| Male                          | 1            | -         | -         | -          | 1          | -          | -          |
| Female                        | -            | -         | -         | -          | -          | -          | -          |
| Unknown                       | 4            | -         | -         | -          | 3          | -          | 1          |
| Male                          | 1            | -         | -         | -          | -          | -          | 1          |
| Female                        | 3            | -         | -         | -          | 3          | -          | -          |

- Indicates zero cases.

Tuberculosis Control Branch, California Department of Health Services

**Table 10. Tuberculosis Cases in Foreign-born Persons, by Country-of-Origin and Time in the United States: California, 2001**

| Country-of-Origin*   | Total Foreign-born Cases | Time in United States |             |            |            |            |             |            |             |             |             |            |             | Unknown Time in U.S. |            |
|----------------------|--------------------------|-----------------------|-------------|------------|------------|------------|-------------|------------|-------------|-------------|-------------|------------|-------------|----------------------|------------|
|                      |                          | ≤ 1 year              |             | 1-2 years  |            | 3-5 years  |             | 6-10 years |             | 11-20 years |             | >20 years  |             | No.                  | %          |
|                      |                          | No.                   | %           | No.        | %          | No.        | %           | No.        | %           | No.         | %           | No.        | %           |                      |            |
| <b>Total</b>         | <b>2,482</b>             | <b>492</b>            | <b>19.8</b> | <b>109</b> | <b>4.4</b> | <b>293</b> | <b>11.8</b> | <b>401</b> | <b>16.2</b> | <b>595</b>  | <b>24.0</b> | <b>502</b> | <b>20.2</b> | <b>90</b>            | <b>3.6</b> |
| Mexico               | 791                      | 157                   | 19.8        | 51         | 6.4        | 85         | 10.7        | 97         | 12.3        | 167         | 21.1        | 205        | 25.9        | 29                   | 3.7        |
| Philippines          | 496                      | 136                   | 27.4        | 13         | 2.6        | 60         | 12.1        | 76         | 15.3        | 123         | 24.8        | 80         | 16.1        | 8                    | 1.6        |
| Vietnam              | 274                      | 41                    | 15.0        | 7          | 2.6        | 20         | 7.3         | 86         | 31.4        | 72          | 26.3        | 41         | 15.0        | 7                    | 2.6        |
| China**              | 195                      | 26                    | 13.3        | 5          | 2.6        | 24         | 12.3        | 28         | 14.4        | 55          | 28.2        | 48         | 24.6        | 9                    | 4.6        |
| Hong Kong            | 11                       | 2                     | 18.2        | -          | -          | 1          | 9.1         | 2          | 18.2        | 6           | 54.5        | -          | -           | -                    | -          |
| India                | 120                      | 24                    | 20.0        | 11         | 9.2        | 40         | 33.3        | 16         | 13.3        | 14          | 11.7        | 8          | 6.7         | 7                    | 5.8        |
| Korea, South         | 86                       | 8                     | 9.3         | 1          | 1.2        | 15         | 17.4        | 13         | 15.1        | 31          | 36.0        | 16         | 18.6        | 2                    | 2.3        |
| El Salvador          | 60                       | 20                    | 33.3        | 2          | 3.3        | 4          | 6.7         | 10         | 16.7        | 15          | 25.0        | 7          | 11.7        | 2                    | 3.3        |
| Guatemala            | 44                       | 5                     | 11.4        | -          | -          | 2          | 4.5         | 12         | 27.3        | 17          | 38.6        | 7          | 15.9        | 1                    | 2.3        |
| Kampuchea (Cambodia) | 41                       | 3                     | 7.3         | -          | -          | 1          | 2.4         | 5          | 12.2        | 16          | 39.0        | 13         | 31.7        | 3                    | 7.3        |
| Laos                 | 39                       | 1                     | 2.6         | -          | -          | -          | -           | 5          | 12.8        | 17          | 43.6        | 13         | 33.3        | 3                    | 7.7        |
| Peru                 | 23                       | 5                     | 21.7        | 2          | 8.7        | 3          | 13.0        | 9          | 39.1        | 2           | 8.7         | 1          | 4.3         | 1                    | 4.3        |
| Ethiopia             | 21                       | 6                     | 28.6        | 1          | 4.8        | 5          | 23.8        | 3          | 14.3        | 5           | 23.8        | 1          | 4.8         | -                    | -          |
| Taiwan               | 18                       | 2                     | 11.1        | 1          | 5.6        | 2          | 11.1        | 3          | 16.7        | 7           | 38.9        | 2          | 11.1        | 1                    | 5.6        |
| Honduras             | 17                       | 4                     | 23.5        | -          | -          | 2          | 11.8        | 3          | 17.6        | 5           | 29.4        | 3          | 17.6        | -                    | -          |
| Indonesia            | 16                       | 6                     | 37.5        | 1          | 6.3        | 3          | 18.8        | 3          | 18.8        | 2           | 12.5        | 1          | 6.3         | -                    | -          |
| Soviet Union         | 15                       | 3                     | 20.0        | 1          | 6.7        | 1          | 6.7         | 3          | 20.0        | 3           | 20.0        | 2          | 13.3        | 2                    | 13.3       |
| Burma                | 14                       | 1                     | 7.1         | 2          | 14.3       | 3          | 21.4        | 3          | 21.4        | 4           | 28.6        | 1          | 7.1         | -                    | -          |
| Afghanistan          | 12                       | -                     | -           | -          | -          | 1          | 8.3         | 4          | 33.3        | 6           | 50.0        | 1          | 8.3         | -                    | -          |
| Iran                 | 12                       | 2                     | 16.7        | -          | -          | -          | -           | -          | -           | 4           | 33.3        | 4          | 33.3        | 2                    | 16.7       |
| Thailand             | 12                       | 4                     | 33.3        | -          | -          | 2          | 16.7        | 1          | 8.3         | 4           | 33.3        | 1          | 8.3         | -                    | -          |
| Japan                | 10                       | 1                     | 10.0        | 1          | 10.0       | 1          | 10.0        | 2          | 20.0        | -           | -           | 5          | 50.0        | -                    | -          |
| Ukraine              | 9                        | 7                     | 77.8        | -          | -          | 1          | 11.1        | -          | -           | -           | -           | 1          | 11.1        | -                    | -          |
| Pakistan             | 7                        | -                     | -           | -          | -          | -          | -           | 1          | 14.3        | -           | -           | 3          | 42.9        | 3                    | 42.9       |
| Puerto Rico          | 7                        | -                     | -           | 1          | 14.3       | -          | -           | -          | -           | 1           | 14.3        | 4          | 57.1        | 1                    | 14.3       |
| Somalia              | 7                        | 2                     | 28.6        | 1          | 14.3       | 1          | 14.3        | 3          | 42.9        | -           | -           | -          | -           | -                    | -          |
| Nicaragua            | 6                        | 2                     | 33.3        | -          | -          | 1          | 16.7        | 1          | 16.7        | 2           | 33.3        | -          | -           | -                    | -          |
| Tonga                | 6                        | 2                     | 33.3        | -          | -          | 1          | 16.7        | 1          | 16.7        | 1           | 16.7        | 1          | 16.7        | -                    | -          |
| Colombia             | 5                        | 1                     | 20.0        | -          | -          | 1          | 20.0        | 1          | 20.0        | -           | -           | 2          | 40.0        | -                    | -          |
| Kenya                | 5                        | 2                     | 40.0        | 1          | 20.0       | 1          | 20.0        | -          | -           | -           | -           | -          | -           | 1                    | 20.0       |
| Nepal                | 5                        | 1                     | 20.0        | 1          | 20.0       | 2          | 40.0        | -          | -           | 1           | 20.0        | -          | -           | -                    | -          |
| South Africa         | 5                        | 2                     | 40.0        | -          | -          | 1          | 20.0        | 2          | 40.0        | -           | -           | -          | -           | -                    | -          |
| All Other Countries  | 104                      | 18                    | 17.3        | 6          | 5.8        | 10         | 9.6         | 10         | 9.6         | 21          | 20.2        | 31         | 29.8        | 8                    | 7.7        |

\*Countries listed in order of number of cases.

\*\*People's Republic of China including Hong Kong.

- Indicates zero cases or zero percent.

**Table 11. AIDS-Associated Tuberculosis\* by Demographic Characteristics and Risk Factors for Tuberculosis: California, 1995-2000**

|                                    | 1995         |                |            | 1996         |                |            | 1997         |                |            | 1998         |                |            | 1999         |                |            | 2000         |                |            |
|------------------------------------|--------------|----------------|------------|--------------|----------------|------------|--------------|----------------|------------|--------------|----------------|------------|--------------|----------------|------------|--------------|----------------|------------|
|                                    | Total        | AIDS Diagnosis |            | Total        | AIDS Diagnosis |            | Total        | AIDS Diagnosis |            | Total        | AIDS Diagnosis |            | Total        | AIDS Diagnosis |            | Total        | AIDS Diagnosis |            |
|                                    | Cases        | No.            | %          | Cases        | No.            | %          | Cases        | No.            | %          | Cases        | No.            | %          | Cases        | No.            | %          | Cases        | No.            | %          |
| <b>California</b>                  | <b>4,656</b> | <b>402</b>     | <b>8.6</b> | <b>4,288</b> | <b>334</b>     | <b>7.8</b> | <b>4,045</b> | <b>266</b>     | <b>6.6</b> | <b>3,851</b> | <b>227</b>     | <b>5.9</b> | <b>3,606</b> | <b>220</b>     | <b>6.1</b> | <b>3,292</b> | <b>144</b>     | <b>4.4</b> |
| Race/Ethnicity                     |              |                |            |              |                |            |              |                |            |              |                |            |              |                |            |              |                |            |
| White, Not Hispanic                | 652          | 98             | 15.0       | 583          | 78             | 13.4       | 521          | 52             | 10.0       | 513          | 37             | 7.2        | 450          | 41             | 9.1        | 386          | 24             | 6.2        |
| Black, Not Hispanic                | 590          | 123            | 20.8       | 548          | 106            | 19.3       | 420          | 76             | 18.1       | 384          | 59             | 15.4       | 373          | 55             | 14.7       | 320          | 37             | 11.6       |
| Hispanic                           | 1,677        | 170            | 10.1       | 1,549        | 136            | 8.8        | 1,428        | 124            | 8.7        | 1,403        | 117            | 8.3        | 1,341        | 112            | 8.4        | 1,200        | 76             | 6.3        |
| Asian/Pacific Islander             | 1,713        | 9              | 0.5        | 1,594        | 13             | 0.8        | 1,659        | 13             | 0.8        | 1,525        | 11             | 0.7        | 1,414        | 11             | 0.8        | 1,367        | 7              | 0.5        |
| American Indian/Alaska Native      | 16           | 1              | 6.3        | 13           | 1              | 7.7        | 17           | 1              | 5.9        | 25           | 3              | 12.0       | 17           | 1              | 5.9        | 16           | -              | -          |
| Unknown                            | 8            | 1              | 12.5       | 1            | -              | -          | -            | -              | -          | 1            | -              | -          | 11           | -              | -          | 3            | -              | -          |
| Age                                |              |                |            |              |                |            |              |                |            |              |                |            |              |                |            |              |                |            |
| 0-4                                | 243          | 1              | 0.4        | 221          | -              | -          | 190          | -              | -          | 160          | -              | -          | 153          | -              | -          | 115          | -              | -          |
| 5-14                               | 179          | -              | -          | 144          | 1              | 0.7        | 132          | -              | -          | 94           | -              | -          | 116          | -              | -          | 89           | 1              | 1.1        |
| 15-24                              | 438          | 16             | 3.7        | 413          | 9              | 2.2        | 418          | 11             | 2.6        | 356          | 5              | 1.4        | 333          | 4              | 1.2        | 327          | 3              | 0.9        |
| 25-44                              | 1,616        | 284            | 17.6       | 1,492        | 245            | 16.4       | 1,339        | 195            | 14.6       | 1,277        | 162            | 12.7       | 1,160        | 144            | 12.4       | 1,058        | 107            | 10.1       |
| 45-64                              | 1,166        | 94             | 8.1        | 1,076        | 73             | 6.8        | 1,084        | 54             | 5.0        | 1,059        | 55             | 5.2        | 976          | 69             | 7.1        | 942          | 31             | 3.3        |
| 65+                                | 1,014        | 7              | 0.7        | 942          | 6              | 0.6        | 882          | 6              | 0.7        | 905          | 5              | 0.6        | 868          | 3              | 0.3        | 761          | 2              | 0.3        |
| Sex                                |              |                |            |              |                |            |              |                |            |              |                |            |              |                |            |              |                |            |
| Male                               | 2,897        | 354            | 12.2       | 2,678        | 294            | 11.0       | 2,489        | 228            | 9.2        | 2,346        | 199            | 8.5        | 2,166        | 196            | 9.0        | 1,975        | 126            | 6.4        |
| Female                             | 1,758        | 48             | 2.7        | 1,610        | 40             | 2.5        | 1,556        | 38             | 2.4        | 1,505        | 28             | 1.9        | 1,440        | 24             | 1.7        | 1,317        | 18             | 1.4        |
| Unknown                            | 1            | -              | -          | -            | -              | -          | -            | -              | -          | -            | -              | -          | -            | -              | -          | -            | -              | -          |
| Place of Birth                     |              |                |            |              |                |            |              |                |            |              |                |            |              |                |            |              |                |            |
| Foreign-born                       | 3,082        | 162            | 5.3        | 2,834        | 128            | 4.5        | 2,807        | 125            | 4.5        | 2,699        | 103            | 3.8        | 2,519        | 112            | 4.4        | 2,376        | 71             | 3.0        |
| U.S.-born                          | 1,564        | 239            | 15.3       | 1,433        | 205            | 14.3       | 1,221        | 140            | 11.5       | 1,134        | 123            | 10.8       | 1,059        | 108            | 10.2       | 901          | 72             | 8.0        |
| Unknown                            | 10           | 1              | 10.0       | 21           | 1              | 4.8        | 17           | 1              | 5.9        | 18           | 1              | 5.6        | 28           | -              | -          | 15           | 1              | 6.7        |
| Homeless                           |              |                |            |              |                |            |              |                |            |              |                |            |              |                |            |              |                |            |
| No                                 | 4,231        | 316            | 7.5        | 3,903        | 270            | 6.9        | 3,652        | 206            | 5.6        | 3,541        | 178            | 5.0        | 3,322        | 175            | 5.3        | 3,029        | 108            | 3.6        |
| Yes                                | 331          | 76             | 23.0       | 297          | 47             | 15.8       | 299          | 46             | 15.4       | 237          | 41             | 17.3       | 234          | 43             | 18.4       | 226          | 32             | 14.2       |
| Unknown                            | 94           | 10             | 10.6       | 88           | 17             | 19.3       | 94           | 14             | 14.9       | 73           | 8              | 11.0       | 50           | 2              | 4.0        | 37           | 4              | 10.8       |
| Alcohol Use                        |              |                |            |              |                |            |              |                |            |              |                |            |              |                |            |              |                |            |
| No                                 | 3,451        | 195            | 5.7        | 3,398        | 206            | 6.1        | 3,260        | 158            | 4.8        | 3,127        | 154            | 4.9        | 3,016        | 138            | 4.6        | 2,780        | 96             | 3.5        |
| Yes                                | 536          | 91             | 17.0       | 527          | 73             | 13.9       | 452          | 52             | 11.5       | 431          | 47             | 10.9       | 420          | 62             | 14.8       | 366          | 35             | 9.6        |
| Unknown                            | 669          | 116            | 17.3       | 363          | 55             | 15.2       | 333          | 56             | 16.8       | 293          | 26             | 8.9        | 170          | 20             | 11.8       | 146          | 13             | 8.9        |
| Injecting Drug Use                 |              |                |            |              |                |            |              |                |            |              |                |            |              |                |            |              |                |            |
| No                                 | 3,839        | 235            | 6.1        | 3,752        | 208            | 5.5        | 3,586        | 172            | 4.8        | 3,470        | 170            | 4.9        | 3,348        | 175            | 5.2        | 3,053        | 112            | 3.7        |
| Yes                                | 193          | 70             | 36.3       | 174          | 69             | 39.7       | 134          | 44             | 32.8       | 114          | 33             | 28.9       | 93           | 24             | 25.8       | 90           | 17             | 18.9       |
| Unknown                            | 624          | 97             | 15.5       | 362          | 57             | 15.7       | 325          | 50             | 15.4       | 267          | 24             | 9.0        | 165          | 21             | 12.7       | 149          | 15             | 10.1       |
| Non-Injecting Drug Use             |              |                |            |              |                |            |              |                |            |              |                |            |              |                |            |              |                |            |
| No                                 | 3,654        | 194            | 5.3        | 3,574        | 182            | 5.1        | 3,429        | 158            | 4.6        | 3,304        | 138            | 4.2        | 3,197        | 143            | 4.5        | 2,910        | 90             | 3.1        |
| Yes                                | 310          | 86             | 27.7       | 311          | 92             | 29.6       | 270          | 59             | 21.9       | 266          | 60             | 22.6       | 230          | 58             | 25.2       | 227          | 38             | 16.7       |
| Unknown                            | 692          | 122            | 17.6       | 403          | 60             | 14.9       | 346          | 49             | 14.2       | 281          | 29             | 10.3       | 179          | 19             | 10.6       | 155          | 16             | 10.3       |
| Diagnosed in Correctional Facility |              |                |            |              |                |            |              |                |            |              |                |            |              |                |            |              |                |            |
| No                                 | 4,447        | 356            | 8.0        | 4,118        | 300            | 7.3        | 3,894        | 239            | 6.1        | 3,705        | 211            | 5.7        | 3,480        | 205            | 5.9        | 3,174        | 136            | 4.3        |
| Yes                                | 202          | 46             | 22.8       | 164          | 34             | 20.7       | 145          | 24             | 16.6       | 136          | 15             | 11.0       | 118          | 14             | 11.9       | 114          | 7              | 6.1        |
| Unknown                            | 7            | -              | -          | 6            | -              | -          | 6            | 3              | 50.0       | 10           | 1              | 10.0       | 8            | 1              | 12.5       | 4            | 1              | 25.0       |

\* Match found in AIDS Case Registry, California Office of AIDS.

- Indicates zero cases or zero percent.

**Table 12. Tuberculosis Cases, Rate per 100,000 Population and Rank\* According to Rate: Reporting Jurisdictions in California, 2000-2001**

| Reporting Jurisdiction              | 2000 |       |      | 2001 |              |            |
|-------------------------------------|------|-------|------|------|--------------|------------|
|                                     | Rank | Cases | Rate | Rank | Cases        | Rate       |
| San Francisco                       | 1    | 170   | 21.5 | 1    | 182          | 22.9       |
| Imperial                            | 4    | 26    | 16.8 | 2    | 25           | 15.5       |
| Alameda                             | 3    | 242   | 17.8 | 3    | 196          | 14.2       |
| Santa Clara                         | 6    | 235   | 13.3 | 4    | 215          | 12.0       |
| Fresno                              | 9    | 91    | 11.2 | 5    | 98           | 11.9       |
| Pasadena                            | 13   | 13    | 9.0  | 6    | 17           | 11.7       |
| Los Angeles                         | 8    | 1,066 | 11.5 | 7    | 1,046        | 11.2       |
| San Benito                          | 34   | 2     | .    | 7    | 6            | 11.2       |
| Contra Costa                        | 16   | 78    | 8.4  | 9    | 105          | 11.1       |
| San Diego                           | 11   | 295   | 10.0 | 10   | 332          | 11.0       |
| Berkeley                            | 34   | 4     | .    | 11   | 12           | 10.9       |
| Long Beach                          | 5    | 63    | 13.8 | 12   | 50           | 10.8       |
| Sacramento                          | 12   | 120   | 9.9  | 13   | 130          | 10.5       |
| San Mateo                           | 19   | 46    | 6.2  | 14   | 78           | 10.3       |
| Orange                              | 14   | 246   | 8.7  | 15   | 278          | 9.7        |
| <b>California</b>                   |      |       |      |      | <b>3,332</b> | <b>9.5</b> |
| Monterey                            | 14   | 35    | 8.7  | 16   | 39           | 9.5        |
| San Joaquin                         | 7    | 72    | 12.4 | 17   | 51           | 8.6        |
| Solano                              | 18   | 27    | 6.8  | 17   | 35           | 8.6        |
| Kings                               | 22   | 7     | 5.5  | 19   | 11           | 8.5        |
| Madera                              | 10   | 14    | 11.1 | 20   | 11           | 8.4        |
| Kern                                | 17   | 49    | 7.2  | 21   | 49           | 7.1        |
| Ventura                             | 21   | 44    | 5.8  | 22   | 52           | 6.8        |
| Merced                              | 26   | 10    | 4.6  | 22   | 15           | 6.8        |
| Santa Barbara                       | 24   | 22    | 5.3  | 24   | 26           | 6.2        |
| Marin                               | 29   | 11    | 4.4  | 25   | 15           | 6.0        |
| Sutter                              | 34   | 4     | .    | 25   | 5            | 6.0        |
| <b>United States</b>                |      |       |      |      |              | <b>5.6</b> |
| Humboldt                            | 25   | 6     | 4.7  | 27   | 7            | 5.4        |
| San Bernardino                      | 20   | 104   | 6.0  | 28   | 83           | 4.7        |
| San Luis Obispo                     | 31   | 9     | 3.5  | 29   | 11           | 4.2        |
| Riverside                           | 27   | 71    | 4.5  | 30   | 66           | 4.1        |
| Tulare                              | 27   | 17    | 4.5  | 31   | 15           | 3.9        |
| Stanislaus                          | 30   | 18    | 3.9  | 32   | 18           | 3.8        |
| <b>Year 2000 National Objective</b> |      |       |      |      |              | <b>3.5</b> |
| Yolo                                | 22   | 9     | 5.5  | 33   | 5            | 3.0        |
| El Dorado                           | 34   | 4     | .    | 33   | 5            | 3.0        |
| Santa Cruz                          | 34   | 4     | .    | 35   | 7            | 2.6        |
| Butte                               | 34   | 4     | .    | 36   | 5            | 2.3        |
| Sonoma                              | 31   | 16    | 3.5  | 37   | 9            | 1.9        |
| Yuba                                | 2    | 12    | 18.8 | 38   | 3            | .          |
| Shasta                              | 33   | 5     | 2.8  | 38   | 4            | .          |
| Mendocino                           | 34   | 4     | .    | 38   | 2            | .          |
| Napa                                | 34   | 3     | .    | 38   | 2            | .          |
| Lake                                | 34   | 2     | .    | 38   | 2            | .          |
| Tehama                              | 34   | 2     | .    | 38   | 1            | .          |
| Tuolumne                            | 34   | 2     | .    | 38   | 1            | .          |
| Colusa                              | 34   | 1     | .    | 38   | 2            | .          |
| Nevada                              | 34   | 1     | .    | 38   | 1            | .          |
| Placer                              | 34   | 1     | .    | 38   | 3            | .          |
| Calaveras                           | 56   | -     | .    | 38   | 1            | .          |
| Mariposa                            | 34   | 2     | .    | 49   | -            | .          |
| Modoc                               | 34   | 2     | .    | 49   | -            | .          |
| Del Norte                           | 34   | 1     | .    | 49   | -            | .          |
| Glenn                               | 34   | 1     | .    | 49   | -            | .          |
| Inyo                                | 34   | 1     | .    | 49   | -            | .          |
| Lassen                              | 34   | 1     | .    | 49   | -            | .          |
| Plumas                              | 34   | 1     | .    | 49   | -            | .          |
| Siskiyou                            | 34   | 1     | .    | 49   | -            | .          |
| Alpine                              | 56   | -     | .    | 49   | -            | .          |
| Amador                              | 56   | -     | .    | 49   | -            | .          |
| Mono                                | 56   | -     | .    | 49   | -            | .          |
| Sierra                              | 56   | -     | .    | 49   | -            | .          |
| Trinity                             | 56   | -     | .    | 49   | -            | .          |

\* All jurisdictions with one to four cases are given the same rank, and all jurisdictions with zero cases are given the same rank.

- Indicates zero cases.

. Rate not calculated where number of cases is less than 5.



**Table 13. Tuberculosis Cases by Year: Reporting Jurisdictions in California, 1992-2001**

| Reporting Jurisdiction | 1992         | 1993         | 1994         | 1995         | 1996         | 1997         | 1998         | 1999         | 2000         | 2001         | Percent Change |            |
|------------------------|--------------|--------------|--------------|--------------|--------------|--------------|--------------|--------------|--------------|--------------|----------------|------------|
|                        |              |              |              |              |              |              |              |              |              |              | 1992-2001      | 2000-2001  |
| <b>California</b>      | <b>5,382</b> | <b>5,173</b> | <b>4,860</b> | <b>4,675</b> | <b>4,313</b> | <b>4,059</b> | <b>3,855</b> | <b>3,608</b> | <b>3,297</b> | <b>3,332</b> | <b>-38.1</b>   | <b>1.1</b> |
| Alameda                | 223          | 159          | 204          | 239          | 234          | 193          | 223          | 224          | 242          | 196          | -12.1          | -19.0      |
| Alpine                 | -            | -            | -            | -            | -            | -            | -            | -            | -            | -            | .              | .          |
| Amador                 | 1            | 1            | -            | -            | 2            | -            | 1            | 1            | -            | -            | .              | .          |
| Berkeley               | 19           | 12           | 8            | 14           | 13           | 20           | 7            | 17           | 4            | 12           | -36.8          | .          |
| Butte                  | 11           | 4            | 7            | 6            | 4            | 13           | 4            | 4            | 4            | 5            | -54.5          | .          |
| Calaveras              | -            | -            | -            | -            | -            | -            | 1            | -            | -            | 1            | .              | .          |
| Colusa                 | -            | -            | -            | 1            | -            | 3            | -            | -            | 1            | 2            | .              | .          |
| Contra Costa           | 107          | 111          | 99           | 103          | 119          | 107          | 102          | 97           | 78           | 105          | -1.9           | 34.6       |
| Del Norte              | 1            | 6            | 3            | 1            | -            | -            | 1            | -            | 1            | -            | .              | .          |
| El Dorado              | -            | -            | 1            | 4            | 3            | 3            | 3            | 1            | 4            | 5            | .              | .          |
| Fresno                 | 67           | 94           | 77           | 72           | 69           | 92           | 114          | 101          | 91           | 98           | 46.3           | 7.7        |
| Glenn                  | 2            | -            | -            | -            | 2            | 1            | -            | -            | 1            | -            | .              | .          |
| Humboldt               | 10           | 7            | 3            | 10           | 7            | 8            | 15           | 8            | 6            | 7            | -30.0          | 16.7       |
| Imperial               | 58           | 29           | 38           | 38           | 40           | 39           | 39           | 38           | 26           | 25           | -56.9          | -3.8       |
| Inyo                   | -            | 1            | -            | -            | -            | -            | -            | -            | 1            | -            | .              | .          |
| Kern                   | 110          | 93           | 111          | 80           | 71           | 63           | 48           | 62           | 49           | 49           | -55.5          | 0.0        |
| Kings                  | 40           | 22           | 15           | 18           | 31           | 14           | 18           | 11           | 7            | 11           | -72.5          | 57.1       |
| Lake                   | -            | 2            | 1            | 3            | 6            | 3            | 2            | 2            | 2            | 2            | .              | .          |
| Lassen                 | -            | -            | -            | 1            | 2            | -            | -            | 1            | 1            | -            | .              | .          |
| Long Beach             | 116          | 147          | 103          | 91           | 97           | 100          | 57           | 88           | 63           | 50           | -56.9          | -20.6      |
| Los Angeles            | 2,195        | 1,944        | 1,794        | 1,627        | 1,375        | 1,346        | 1,299        | 1,170        | 1,066        | 1,046        | -52.3          | -1.9       |
| Madera                 | 11           | 6            | 16           | 11           | 10           | 10           | 7            | 9            | 14           | 11           | 0.0            | -21.4      |
| Marin                  | 24           | 18           | 17           | 22           | 16           | 12           | 20           | 10           | 11           | 15           | -37.5          | 36.4       |
| Mariposa               | -            | 1            | -            | -            | -            | -            | -            | -            | 2            | -            | .              | .          |
| Mendocino              | -            | 9            | 7            | 2            | -            | 2            | 4            | 1            | 4            | 2            | .              | .          |
| Merced                 | 28           | 23           | 20           | 18           | 19           | 10           | 8            | 11           | 10           | 15           | -46.4          | 50.0       |
| Modoc                  | -            | -            | 1            | -            | -            | -            | -            | -            | 2            | -            | .              | .          |
| Mono                   | -            | -            | -            | -            | -            | -            | -            | -            | -            | -            | .              | .          |
| Monterey               | 48           | 47           | 42           | 53           | 36           | 45           | 48           | 47           | 35           | 39           | -18.8          | 11.4       |
| Napa                   | 5            | 7            | 1            | 7            | 11           | 3            | 5            | 3            | 3            | 2            | .              | .          |
| Nevada                 | 2            | 2            | -            | -            | -            | -            | 1            | 2            | 1            | 1            | .              | .          |
| Orange                 | 371          | 431          | 366          | 336          | 273          | 330          | 298          | 246          | 246          | 278          | -25.1          | 13.0       |
| Pasadena               | 14           | 11           | 15           | 28           | 24           | 11           | 19           | 8            | 13           | 17           | 21.4           | 30.8       |
| Placer                 | -            | 5            | 7            | 7            | 3            | 4            | 5            | 3            | 1            | 3            | .              | .          |
| Plumas                 | -            | -            | -            | 3            | 1            | 1            | -            | -            | 1            | -            | .              | .          |
| Riverside              | 115          | 121          | 106          | 95           | 99           | 67           | 74           | 79           | 71           | 66           | -42.6          | -7.0       |
| Sacramento             | 98           | 86           | 130          | 125          | 147          | 145          | 112          | 97           | 120          | 130          | 32.7           | 8.3        |
| San Benito             | 1            | -            | 3            | 3            | 1            | 3            | 3            | 5            | 2            | 6            | .              | .          |
| San Bernardino         | 125          | 151          | 135          | 128          | 130          | 130          | 101          | 113          | 104          | 83           | -33.6          | -20.2      |
| San Diego              | 433          | 469          | 421          | 438          | 385          | 334          | 339          | 296          | 295          | 332          | -23.3          | 12.5       |
| San Francisco          | 355          | 356          | 280          | 270          | 262          | 242          | 207          | 235          | 170          | 182          | -48.7          | 7.1        |
| San Joaquin            | 109          | 95           | 95           | 77           | 73           | 64           | 65           | 74           | 72           | 51           | -53.2          | -29.2      |
| San Luis Obispo        | 22           | 22           | 27           | 14           | 11           | 9            | 16           | 6            | 9            | 11           | -50.0          | 22.2       |
| San Mateo              | 82           | 83           | 75           | 86           | 92           | 85           | 80           | 62           | 46           | 78           | -4.9           | 69.6       |
| Santa Barbara          | 48           | 82           | 75           | 63           | 69           | 36           | 32           | 26           | 22           | 26           | -45.8          | 18.2       |
| Santa Clara            | 227          | 232          | 288          | 286          | 297          | 258          | 251          | 244          | 235          | 215          | -5.3           | -8.5       |
| Santa Cruz             | 13           | 25           | 30           | 26           | 18           | 15           | 12           | 14           | 4            | 7            | -46.2          | .          |
| Shasta                 | 3            | 3            | 2            | 5            | 3            | 10           | 4            | 5            | 5            | 4            | .              | .          |
| Sierra                 | 1            | -            | -            | -            | -            | -            | -            | -            | -            | -            | .              | .          |
| Siskiyou               | -            | -            | -            | 2            | -            | -            | 2            | 1            | 1            | -            | .              | .          |
| Solano                 | 54           | 47           | 38           | 65           | 59           | 45           | 50           | 32           | 27           | 35           | -35.2          | 29.6       |
| Sonoma                 | 18           | 19           | 29           | 19           | 24           | 12           | 16           | 18           | 16           | 9            | -50.0          | -43.8      |
| Stanislaus             | 38           | 30           | 21           | 34           | 31           | 35           | 25           | 33           | 18           | 18           | -52.6          | 0.0        |
| Sutter                 | 16           | 22           | 8            | 12           | 9            | 6            | 9            | 6            | 4            | 5            | -68.8          | .          |
| Tehama                 | 4            | -            | 1            | -            | 8            | 4            | 1            | 2            | 2            | 1            | .              | .          |
| Trinity                | -            | -            | -            | 2            | 1            | -            | -            | -            | -            | -            | .              | .          |
| Tulare                 | 92           | 63           | 50           | 41           | 36           | 24           | 27           | 22           | 17           | 15           | -83.7          | -11.8      |
| Tuolumne               | -            | -            | 2            | -            | -            | 1            | 8            | -            | 2            | 1            | .              | .          |
| Ventura                | 55           | 55           | 63           | 73           | 70           | 79           | 57           | 62           | 44           | 52           | -5.5           | 18.2       |
| Yolo                   | 6            | 6            | 18           | 10           | 14           | 15           | 8            | 9            | 9            | 5            | -16.7          | -44.4      |
| Yuba                   | 4            | 14           | 7            | 6            | 6            | 7            | 7            | 2            | 12           | 3            | .              | .          |

-Indicates zero cases.

. Percent change not calculated where number of cases is less than 5.

**Table 14. Tuberculosis Case Rates per 100,000 Population: Reporting Jurisdictions in California, 1992-2001**

| Reporting Jurisdiction | 1992        | 1993        | 1994        | 1995        | 1996        | 1997        | 1998        | 1999        | 2000       | 2001       | Percent Change |            |
|------------------------|-------------|-------------|-------------|-------------|-------------|-------------|-------------|-------------|------------|------------|----------------|------------|
|                        |             |             |             |             |             |             |             |             |            |            | 1992-2001      | 2000-2001  |
| <b>California</b>      | <b>17.3</b> | <b>16.4</b> | <b>15.3</b> | <b>14.6</b> | <b>13.3</b> | <b>12.3</b> | <b>11.5</b> | <b>10.6</b> | <b>9.5</b> | <b>9.5</b> | <b>-45.1</b>   | <b>0.0</b> |
| Alameda                | 18.3        | 12.9        | 16.5        | 19.2        | 18.6        | 14.9        | 16.9        | 16.7        | 17.8       | 14.2       | -22.4          | -20.2      |
| Alpine                 | .           | .           | .           | .           | .           | .           | .           | .           | .          | .          | .              | .          |
| Amador                 | .           | .           | .           | .           | .           | .           | .           | .           | .          | .          | .              | .          |
| Berkeley               | 18.2        | 11.5        | 7.7         | 13.4        | 12.4        | 18.8        | 6.5         | 15.6        | .          | 10.9       | -40.1          | .          |
| Butte                  | 5.8         | .           | 3.6         | 3.1         | .           | 6.5         | .           | .           | .          | 2.3        | -60.3          | .          |
| Calaveras              | .           | .           | .           | .           | .           | .           | .           | .           | .          | .          | .              | .          |
| Colusa                 | .           | .           | .           | .           | .           | .           | .           | .           | .          | .          | .              | .          |
| Contra Costa           | 12.8        | 13.0        | 11.5        | 11.9        | 13.6        | 11.9        | 11.1        | 10.4        | 8.4        | 11.1       | -13.3          | 32.1       |
| Del Norte              | .           | 22.0        | .           | .           | .           | .           | .           | .           | .          | .          | .              | .          |
| El Dorado              | .           | .           | .           | .           | .           | .           | .           | .           | .          | 3.0        | .              | .          |
| Fresno                 | 9.3         | 12.9        | 10.4        | 9.5         | 9.0         | 11.8        | 14.5        | 12.7        | 11.2       | 11.9       | 28.0           | 6.3        |
| Glenn                  | .           | .           | .           | .           | .           | .           | .           | .           | .          | .          | .              | .          |
| Humboldt               | 8.1         | 5.6         | .           | 8.0         | 5.6         | 6.3         | 11.9        | 6.3         | 4.7        | 5.4        | -33.3          | 14.9       |
| Imperial               | 47.3        | 22.2        | 28.4        | 27.7        | 28.3        | 27.3        | 27.2        | 26.1        | 16.8       | 15.5       | -67.2          | -7.7       |
| Inyo                   | .           | .           | .           | .           | .           | .           | .           | .           | .          | .          | .              | .          |
| Kern                   | 18.7        | 15.5        | 18.2        | 13.0        | 11.4        | 9.9         | 7.5         | 9.5         | 7.2        | 7.1        | -62.0          | -1.4       |
| Kings                  | 36.8        | 19.8        | 13.3        | 15.7        | 26.8        | 11.9        | 14.5        | 8.6         | 5.5        | 8.5        | -76.9          | 54.5       |
| Lake                   | .           | .           | .           | .           | 10.9        | .           | .           | .           | .          | .          | .              | .          |
| Lassen                 | .           | .           | .           | .           | .           | .           | .           | .           | .          | .          | .              | .          |
| Long Beach             | 26.2        | 33.4        | 23.5        | 20.8        | 22.2        | 22.7        | 12.8        | 19.4        | 13.8       | 10.8       | -58.8          | -21.7      |
| Los Angeles            | 25.2        | 22.4        | 20.5        | 18.5        | 15.6        | 15.0        | 14.3        | 12.7        | 11.5       | 11.2       | -55.6          | -2.6       |
| Madera                 | 11.2        | 5.8         | 15.3        | 10.3        | 9.1         | 8.8         | 6.1         | 7.7         | 11.1       | 8.4        | -25.0          | -24.3      |
| Marin                  | 10.2        | 7.6         | 7.2         | 9.2         | 6.7         | 4.9         | 8.2         | 4.1         | 4.4        | 6.0        | -41.2          | 36.4       |
| Mariposa               | .           | .           | .           | .           | .           | .           | .           | .           | .          | .          | .              | .          |
| Mendocino              | .           | 10.8        | 8.4         | .           | .           | .           | .           | .           | .          | .          | .              | .          |
| Merced                 | 14.7        | 11.8        | 10.1        | 9.1         | 9.6         | 5.0         | 3.9         | 5.3         | 4.6        | 6.8        | -53.7          | 47.8       |
| Modoc                  | .           | .           | .           | .           | .           | .           | .           | .           | .          | .          | .              | .          |
| Mono                   | .           | .           | .           | .           | .           | .           | .           | .           | .          | .          | .              | .          |
| Monterey               | 12.9        | 12.7        | 11.6        | 14.6        | 10.0        | 11.9        | 12.5        | 12.0        | 8.7        | 9.5        | -26.4          | 9.2        |
| Napa                   | 4.4         | 6.0         | .           | 5.9         | 9.2         | .           | 4.1         | .           | .          | .          | .              | .          |
| Nevada                 | .           | .           | .           | .           | .           | .           | .           | .           | .          | .          | .              | .          |
| Orange                 | 14.7        | 16.9        | 14.2        | 12.8        | 10.3        | 12.2        | 10.8        | 8.7         | 8.7        | 9.7        | -34.0          | 11.5       |
| Pasadena               | 10.5        | 8.1         | 11.1        | 20.5        | 17.5        | 7.9         | 13.5        | 5.6         | 9.0        | 11.7       | 11.4           | 30.0       |
| Placer                 | .           | 2.6         | 3.6         | 3.4         | .           | .           | 2.2         | .           | .          | .          | .              | .          |
| Plumas                 | .           | .           | .           | .           | .           | .           | .           | .           | .          | .          | .              | .          |
| Riverside              | 8.9         | 9.2         | 7.9         | 6.9         | 7.1         | 4.7         | 5.1         | 5.3         | 4.5        | 4.1        | -53.9          | -8.9       |
| Sacramento             | 8.9         | 7.8         | 11.7        | 11.2        | 13.0        | 12.6        | 9.6         | 8.1         | 9.9        | 10.5       | 18.0           | 6.1        |
| San Benito             | .           | .           | .           | .           | .           | .           | .           | 10.1        | .          | 11.2       | .              | .          |
| San Bernardino         | 8.2         | 9.7         | 8.6         | 8.1         | 8.2         | 8.0         | 6.1         | 6.7         | 6.0        | 4.7        | -42.7          | -21.7      |
| San Diego              | 16.6        | 17.9        | 15.9        | 16.4        | 14.3        | 12.1        | 12.0        | 10.3        | 10.0       | 11.0       | -33.7          | 10.0       |
| San Francisco          | 47.9        | 47.4        | 37.2        | 35.9        | 34.1        | 31.1        | 26.2        | 29.5        | 21.5       | 22.9       | -52.2          | 6.5        |
| San Joaquin            | 21.6        | 18.6        | 18.4        | 14.7        | 13.7        | 11.8        | 11.8        | 13.2        | 12.4       | 8.6        | -60.2          | -30.6      |
| San Luis Obispo        | 9.9         | 9.8         | 11.9        | 6.1         | 4.8         | 3.8         | 6.7         | 2.5         | 3.5        | 4.2        | -57.6          | 20.0       |
| San Mateo              | 12.2        | 12.3        | 11.0        | 12.5        | 13.2        | 11.9        | 11.1        | 8.5         | 6.2        | 10.3       | -15.6          | 66.1       |
| Santa Barbara          | 12.5        | 21.4        | 19.4        | 16.1        | 17.5        | 9.0         | 7.9         | 6.4         | 5.3        | 6.2        | -50.4          | 17.0       |
| Santa Clara            | 14.6        | 14.7        | 18.1        | 17.8        | 18.1        | 15.4        | 14.8        | 14.2        | 13.3       | 12.0       | -17.8          | -9.8       |
| Santa Cruz             | 5.5         | 10.6        | 12.6        | 10.8        | 7.4         | 6.1         | 4.8         | 5.5         | .          | 2.6        | -52.7          | .          |
| Shasta                 | .           | .           | .           | 3.1         | .           | 6.1         | .           | 3.0         | 2.8        | .          | .              | .          |
| Sierra                 | .           | .           | .           | .           | .           | .           | .           | .           | .          | .          | .              | .          |
| Siskiyou               | .           | .           | .           | .           | .           | .           | .           | .           | .          | .          | .              | .          |
| Solano                 | 14.9        | 12.8        | 10.3        | 17.5        | 15.8        | 11.9        | 13.0        | 8.1         | 6.8        | 8.6        | -42.3          | 26.5       |
| Sonoma                 | 4.4         | 4.6         | 7.0         | 4.5         | 5.7         | 2.8         | 3.6         | 4.0         | 3.5        | 1.9        | -56.8          | -45.7      |
| Stanislaus             | 9.6         | 7.4         | 5.1         | 8.2         | 7.4         | 8.2         | 5.8         | 7.5         | 3.9        | 3.8        | -60.4          | -2.6       |
| Sutter                 | 23.1        | 30.9        | 11.0        | 16.3        | 12.1        | 7.9         | 11.7        | 7.7         | .          | 6.0        | -74.0          | .          |
| Tehama                 | .           | .           | .           | .           | 14.7        | .           | .           | .           | .          | .          | .              | .          |
| Trinity                | .           | .           | .           | .           | .           | .           | .           | .           | .          | .          | .              | .          |
| Tulare                 | 27.7        | 18.6        | 14.6        | 11.7        | 10.2        | 6.7         | 7.5         | 6.0         | 4.5        | 3.9        | -85.9          | -13.3      |
| Tuolumne               | .           | .           | .           | .           | .           | .           | 15.2        | .           | .          | .          | .              | .          |
| Ventura                | 8.0         | 7.9         | 8.9         | 10.2        | 9.8         | 10.9        | 7.7         | 8.2         | 5.8        | 6.8        | -15.0          | 17.2       |
| Yolo                   | 4.1         | 4.1         | 12.2        | 6.6         | 9.2         | 9.7         | 5.1         | 5.7         | 5.5        | 3.0        | -26.8          | -45.5      |
| Yuba                   | .           | 22.7        | 11.3        | 9.6         | 9.9         | 11.4        | 11.6        | .           | 18.8       | .          | .              | .          |

. Rates and rate changes not calculated where number of cases is less than 5.

Tuberculosis Control Branch, California Department of Health Services

**Table 15. Tuberculosis Cases by Age Group: Reporting Jurisdictions in California, 2001**

| Reporting Jurisdiction   | All Cases    | Age Group  |           |            |              |            |            |
|--------------------------|--------------|------------|-----------|------------|--------------|------------|------------|
|                          |              | 0-4        | 5-14      | 15-24      | 25-44        | 45-64      | 65+        |
| <b>California</b>        | <b>3,332</b> | <b>133</b> | <b>92</b> | <b>318</b> | <b>1,109</b> | <b>953</b> | <b>727</b> |
| Alameda                  | 196          | 3          | 9         | 11         | 82           | 52         | 39         |
| Berkeley                 | 12           | 1          | -         | -          | 6            | 5          | -          |
| Butte                    | 5            | -          | -         | -          | 1            | 2          | 2          |
| Contra Costa             | 105          | 5          | 5         | 8          | 41           | 28         | 18         |
| El Dorado                | 5            | -          | -         | -          | 1            | 1          | 3          |
| Fresno                   | 98           | 11         | 5         | 7          | 23           | 30         | 22         |
| Humboldt                 | 7            | -          | -         | -          | 3            | 2          | 2          |
| Imperial                 | 25           | -          | -         | 4          | 10           | 6          | 5          |
| Kern                     | 49           | 1          | 2         | 3          | 18           | 20         | 5          |
| Kings                    | 11           | 1          | -         | 2          | 4            | 2          | 2          |
| Long Beach               | 50           | 1          | 1         | 6          | 16           | 14         | 12         |
| Los Angeles              | 1,046        | 31         | 21        | 98         | 334          | 319        | 243        |
| Madera                   | 11           | 2          | -         | 2          | 5            | 1          | 1          |
| Marin                    | 15           | -          | -         | 2          | 4            | 6          | 3          |
| Merced                   | 15           | 2          | 1         | 2          | 1            | 5          | 4          |
| Monterey                 | 39           | 3          | 1         | 2          | 11           | 15         | 7          |
| Orange                   | 278          | 13         | 9         | 35         | 101          | 72         | 48         |
| Pasadena                 | 17           | -          | 1         | 1          | 7            | 3          | 5          |
| Riverside                | 66           | -          | 2         | 3          | 24           | 19         | 18         |
| Sacramento               | 130          | 4          | 2         | 9          | 44           | 39         | 32         |
| San Benito               | 6            | 1          | -         | 2          | 2            | -          | 1          |
| San Bernardino           | 83           | 8          | 4         | 4          | 30           | 15         | 22         |
| San Diego                | 332          | 18         | 16        | 45         | 102          | 90         | 61         |
| San Francisco            | 182          | 4          | 1         | 19         | 46           | 48         | 64         |
| San Joaquin              | 51           | 1          | 3         | 5          | 11           | 21         | 10         |
| San Luis Obispo          | 11           | 1          | -         | 2          | 2            | 2          | 4          |
| San Mateo                | 78           | 3          | 2         | 4          | 25           | 30         | 14         |
| Santa Barbara            | 26           | 2          | 1         | 5          | 8            | 5          | 5          |
| Santa Clara              | 215          | 9          | 2         | 16         | 102          | 48         | 38         |
| Santa Cruz               | 7            | -          | -         | 2          | -            | 3          | 2          |
| Solano                   | 35           | 4          | 3         | 3          | 6            | 8          | 11         |
| Sonoma                   | 9            | -          | -         | 1          | 4            | 2          | 2          |
| Stanislaus               | 18           | -          | -         | 2          | 4            | 7          | 5          |
| Sutter                   | 5            | -          | -         | 1          | 2            | 2          | -          |
| Tulare                   | 15           | 1          | -         | 2          | 6            | 6          | -          |
| Ventura                  | 52           | 1          | 1         | 6          | 16           | 15         | 13         |
| Yolo                     | 5            | 1          | -         | -          | 1            | 2          | 1          |
| All Other Jurisdictions* | 22           | 1          | -         | 4          | 6            | 8          | 3          |

-Indicates zero cases.

\*Jurisdictions with fewer than 5 cases.

Tuberculosis Control Branch, California Department of Health Services

**Table 16. Tuberculosis Cases in Persons 0-4 Years of Age: Reporting Jurisdictions in California, 1994-2001**

| Reporting Jurisdiction   | 1994       |            | 1995       |            | 1996       |            | 1997       |            | 1998       |            | 1999       |            | 2000       |            | 2001       |            |
|--------------------------|------------|------------|------------|------------|------------|------------|------------|------------|------------|------------|------------|------------|------------|------------|------------|------------|
|                          | No.        | %          | No.        | %          | No.        | %          | No.        | %          | No.        | %          | No.        | %          | No.        | %          | No.        | %          |
| <b>California</b>        | <b>284</b> | <b>5.9</b> | <b>243</b> | <b>5.2</b> | <b>221</b> | <b>5.2</b> | <b>190</b> | <b>4.7</b> | <b>160</b> | <b>4.2</b> | <b>153</b> | <b>4.2</b> | <b>115</b> | <b>3.5</b> | <b>133</b> | <b>4.0</b> |
| Alameda                  | 16         | 8.0        | 11         | 4.6        | 10         | 4.3        | 13         | 6.8        | 11         | 4.9        | 8          | 3.6        | 5          | 2.1        | 3          | 1.5        |
| Contra Costa             | 2          | 2.0        | 4          | 3.9        | 11         | 9.4        | 5          | 4.8        | 7          | 6.9        | 8          | 8.2        | 2          | 2.6        | 5          | 4.8        |
| Fresno                   | 3          | 3.9        | 2          | 2.8        | 2          | 2.9        | 7          | 7.6        | 10         | 8.7        | 5          | 5.0        | 7          | 7.8        | 11         | 11.2       |
| Imperial                 | 2          | 5.3        | 5          | 13.2       | 4          | 10.0       | 1          | 2.6        | 5          | 12.8       | 11         | 28.9       | -          | -          | -          | -          |
| Kern                     | 10         | 9.0        | 8          | 10.3       | 6          | 8.5        | 4          | 6.3        | 2          | 4.2        | 3          | 4.8        | 5          | 10.2       | 1          | 2.0        |
| Kings                    | 4          | 26.7       | 2          | 11.1       | 3          | 9.7        | 1          | 7.1        | -          | -          | 1          | 9.1        | -          | -          | 1          | 9.1        |
| Long Beach               | 9          | 8.7        | 6          | 6.6        | 9          | 9.2        | 8          | 8.1        | 1          | 1.8        | 8          | 9.1        | 5          | 7.9        | 1          | 2.0        |
| Los Angeles              | 81         | 4.5        | 79         | 4.9        | 59         | 4.3        | 53         | 3.9        | 43         | 3.3        | 38         | 3.3        | 36         | 3.4        | 31         | 3.0        |
| Madera                   | 1          | 6.3        | 1          | 9.1        | 1          | 10.0       | 2          | 20.0       | 1          | 16.7       | -          | -          | -          | -          | 2          | 18.2       |
| Marin                    | -          | -          | 1          | 4.5        | 1          | 6.3        | -          | -          | -          | -          | -          | -          | -          | -          | -          | -          |
| Merced                   | 3          | 15.0       | 2          | 11.1       | -          | -          | -          | -          | 1          | 12.5       | -          | -          | -          | -          | 2          | 13.3       |
| Monterey                 | 11         | 26.2       | 12         | 22.6       | 7          | 19.4       | 8          | 17.8       | 5          | 10.4       | 5          | 10.4       | 4          | 10.3       | 3          | 7.7        |
| Orange                   | 25         | 6.9        | 14         | 4.2        | 7          | 2.6        | 11         | 3.3        | 7          | 2.3        | 5          | 2.0        | 10         | 4.1        | 13         | 4.7        |
| Pasadena                 | -          | -          | 3          | 11.1       | 1          | 4.2        | 2          | 18.2       | -          | -          | -          | -          | 1          | 7.7        | -          | -          |
| Riverside                | 8          | 7.6        | 6          | 6.3        | 7          | 7.1        | 2          | 3.0        | 1          | 1.4        | 5          | 6.3        | 2          | 2.8        | -          | -          |
| Sacramento               | 8          | 6.2        | 5          | 3.7        | 9          | 6.1        | 8          | 5.7        | 4          | 3.6        | -          | -          | 3          | 2.5        | 4          | 3.1        |
| San Bernardino           | 9          | 6.8        | 17         | 13.8       | 16         | 12.5       | 13         | 10.2       | 7          | 7.0        | 5          | 4.4        | 3          | 2.9        | 8          | 9.6        |
| San Diego                | 27         | 6.4        | 21         | 4.8        | 19         | 4.9        | 13         | 3.9        | 21         | 6.1        | 18         | 6.0        | 13         | 4.4        | 18         | 5.4        |
| San Francisco            | 4          | 1.4        | 1          | 0.4        | 4          | 1.5        | 6          | 2.5        | 3          | 1.4        | 5          | 2.1        | 2          | 1.2        | 4          | 2.2        |
| San Joaquin              | 6          | 6.3        | 5          | 6.5        | 2          | 2.8        | 5          | 7.8        | 3          | 4.6        | 3          | 4.1        | 3          | 4.2        | 1          | 2.0        |
| San Luis Obispo          | -          | -          | 1          | 7.1        | -          | -          | -          | -          | 1          | 6.3        | -          | -          | 1          | 11.1       | 1          | 9.1        |
| San Mateo                | 3          | 4.0        | 3          | 3.5        | 5          | 5.4        | 3          | 3.5        | 2          | 2.5        | 2          | 3.2        | 2          | 4.3        | 3          | 3.8        |
| Santa Barbara            | 12         | 16.0       | 7          | 11.1       | 10         | 14.5       | 2          | 5.4        | 3          | 9.7        | -          | -          | -          | -          | 2          | 7.7        |
| Santa Clara              | 17         | 6.0        | 4          | 1.4        | 8          | 2.7        | 10         | 3.9        | 4          | 1.6        | 7          | 2.9        | 4          | 1.7        | 9          | 4.2        |
| Solano                   | 1          | 2.7        | 3          | 4.6        | 3          | 5.8        | 4          | 8.9        | 2          | 3.9        | 4          | 12.5       | 2          | 7.4        | 4          | 11.4       |
| Sonoma                   | 1          | 3.4        | 1          | 5.3        | 3          | 12.5       | -          | -          | 1          | 6.3        | 1          | 5.6        | 1          | 6.3        | -          | -          |
| Stanislaus               | 1          | 5.0        | 2          | 6.9        | -          | -          | -          | -          | 1          | 4.0        | 1          | 3.0        | -          | -          | -          | -          |
| Tulare                   | 7          | 14.0       | 4          | 9.8        | 1          | 2.8        | 1          | 4.2        | 3          | 11.1       | -          | -          | -          | -          | 1          | 6.7        |
| Ventura                  | 3          | 4.8        | 5          | 6.8        | 9          | 12.9       | 3          | 3.8        | 4          | 7.0        | 5          | 8.1        | 1          | 2.3        | 1          | 1.9        |
| Yolo                     | -          | -          | 1          | 10.0       | 2          | 14.3       | -          | -          | 1          | 12.5       | -          | -          | -          | -          | 1          | 20.0       |
| All Other Jurisdictions* | 10         | 10.9       | 7          | 6.2        | 2          | 2.0        | 5          | 4.7        | 6          | 6.4        | 5          | 6.4        | 3          | 4.2        | 3          | 4.3        |

-Indicates zero cases or zero percent.

\*Jurisdictions with fewer than 5 total cases in any year (1994-2001).

**Table 17. Tuberculosis Cases by Race/Ethnicity: Reporting Jurisdictions in California, 2001**

| Reporting Jurisdiction   | Race/Ethnicity |                    |                    |              |                        |                               |          |
|--------------------------|----------------|--------------------|--------------------|--------------|------------------------|-------------------------------|----------|
|                          | Total Cases    | White Not Hispanic | Black Not Hispanic | Hispanic     | Asian/Pacific Islander | American Indian/Alaska Native | Unknown  |
| <b>California</b>        | <b>3,332</b>   | <b>365</b>         | <b>292</b>         | <b>1,252</b> | <b>1,399</b>           | <b>16</b>                     | <b>8</b> |
| Alameda                  | 196            | 7                  | 30                 | 24           | 134                    | 1                             | -        |
| Berkeley                 | 12             | -                  | 7                  | -            | 4                      | 1                             | -        |
| Butte                    | 5              | 1                  | 1                  | 1            | 1                      | 1                             | -        |
| Contra Costa             | 105            | 12                 | 39                 | 24           | 30                     | -                             | -        |
| El Dorado                | 5              | 2                  | -                  | 1            | 2                      | -                             | -        |
| Fresno                   | 98             | 16                 | 8                  | 48           | 26                     | -                             | -        |
| Humboldt                 | 7              | 6                  | -                  | -            | -                      | 1                             | -        |
| Imperial                 | 25             | 2                  | 1                  | 21           | 1                      | -                             | -        |
| Kern                     | 49             | 6                  | 4                  | 32           | 7                      | -                             | -        |
| Kings                    | 11             | 1                  | -                  | 9            | 1                      | -                             | -        |
| Long Beach               | 50             | 5                  | 7                  | 16           | 22                     | -                             | -        |
| Los Angeles              | 1,046          | 90                 | 97                 | 486          | 373                    | -                             | -        |
| Madera                   | 11             | 4                  | -                  | 5            | 1                      | 1                             | -        |
| Marin                    | 15             | 6                  | 2                  | 5            | 2                      | -                             | -        |
| Merced                   | 15             | 1                  | -                  | 8            | 6                      | -                             | -        |
| Monterey                 | 39             | 2                  | 1                  | 22           | 14                     | -                             | -        |
| Orange                   | 278            | 24                 | 3                  | 106          | 144                    | -                             | 1        |
| Pasadena                 | 17             | 3                  | 2                  | 9            | 3                      | -                             | -        |
| Riverside                | 66             | 10                 | 4                  | 38           | 12                     | 1                             | 1        |
| Sacramento               | 130            | 24                 | 12                 | 21           | 66                     | 2                             | 5        |
| San Benito               | 6              | 1                  | -                  | 4            | 1                      | -                             | -        |
| San Bernardino           | 83             | 17                 | 7                  | 34           | 25                     | -                             | -        |
| San Diego                | 332            | 49                 | 20                 | 164          | 98                     | 1                             | -        |
| San Francisco            | 182            | 16                 | 25                 | 15           | 123                    | 3                             | -        |
| San Joaquin              | 51             | 8                  | 3                  | 17           | 23                     | -                             | -        |
| San Luis Obispo          | 11             | 3                  | -                  | 5            | 3                      | -                             | -        |
| San Mateo                | 78             | 5                  | 4                  | 17           | 52                     | -                             | -        |
| Santa Barbara            | 26             | 3                  | 1                  | 17           | 4                      | 1                             | -        |
| Santa Clara              | 215            | 6                  | 7                  | 37           | 165                    | -                             | -        |
| Santa Cruz               | 7              | 2                  | -                  | 2            | 3                      | -                             | -        |
| Solano                   | 35             | 2                  | 7                  | 7            | 19                     | -                             | -        |
| Sonoma                   | 9              | 2                  | -                  | 3            | 4                      | -                             | -        |
| Stanislaus               | 18             | 4                  | -                  | 7            | 7                      | -                             | -        |
| Sutter                   | 5              | -                  | -                  | 3            | 2                      | -                             | -        |
| Tulare                   | 15             | 1                  | -                  | 11           | 3                      | -                             | -        |
| Ventura                  | 52             | 14                 | -                  | 24           | 13                     | -                             | 1        |
| Yolo                     | 5              | -                  | -                  | 2            | 3                      | -                             | -        |
| All Other Jurisdictions* | 22             | 10                 | -                  | 7            | 2                      | 3                             | -        |

-Indicates zero cases.

\*Jurisdictions with fewer than 5 cases.

Tuberculosis Control Branch, California Department of Health Services

**Table 18. Tuberculosis Cases by U.S.-born and Foreign-born Persons: Reporting Jurisdictions in California, 2001**

| Reporting Jurisdiction   | All Cases    | U.S.-born  |             | Foreign-born |             | Unknown   |            |
|--------------------------|--------------|------------|-------------|--------------|-------------|-----------|------------|
|                          |              | No.        | %           | No.          | %           | No.       | %          |
| <b>California</b>        | <b>3,332</b> | <b>824</b> | <b>24.7</b> | <b>2,482</b> | <b>74.5</b> | <b>26</b> | <b>0.8</b> |
| Alameda                  | 196          | 38         | 19.4        | 158          | 80.6        | .         | .          |
| Berkeley                 | 12           | 6          | 50.0        | 6            | 50.0        | .         | .          |
| Butte                    | 5            | 2          | 40.0        | 3            | 60.0        | .         | .          |
| Contra Costa             | 105          | 52         | 49.5        | 53           | 50.5        | .         | .          |
| El Dorado                | 5            | 2          | 40.0        | 3            | 60.0        | .         | .          |
| Fresno                   | 98           | 35         | 35.7        | 63           | 64.3        | .         | .          |
| Humboldt                 | 7            | 7          | 100.0       | .            | .           | .         | .          |
| Imperial                 | 25           | 7          | 28.0        | 18           | 72.0        | .         | .          |
| Kern                     | 49           | 16         | 32.7        | 33           | 67.3        | .         | .          |
| Kings                    | 11           | 4          | 36.4        | 7            | 63.6        | .         | .          |
| Long Beach               | 50           | 12         | 24.0        | 38           | 76.0        | .         | .          |
| Los Angeles              | 1,046        | 236        | 22.6        | 806          | 77.1        | 4         | 0.4        |
| Madera                   | 11           | 6          | 54.5        | 5            | 45.5        | .         | .          |
| Marin                    | 15           | 8          | 53.3        | 7            | 46.7        | .         | .          |
| Merced                   | 15           | 4          | 26.7        | 11           | 73.3        | .         | .          |
| Monterey                 | 39           | 8          | 20.5        | 29           | 74.4        | 2         | 5.1        |
| Orange                   | 278          | 41         | 14.7        | 237          | 85.3        | .         | .          |
| Pasadena                 | 17           | 5          | 29.4        | 12           | 70.6        | .         | .          |
| Riverside                | 66           | 19         | 28.8        | 45           | 68.2        | 2         | 3.0        |
| Sacramento               | 130          | 26         | 20.0        | 92           | 70.8        | 12        | 9.2        |
| San Benito               | 6            | 2          | 33.3        | 4            | 66.7        | .         | .          |
| San Bernardino           | 83           | 38         | 45.8        | 45           | 54.2        | .         | .          |
| San Diego                | 332          | 104        | 31.3        | 228          | 68.7        | .         | .          |
| San Francisco            | 182          | 46         | 25.3        | 136          | 74.7        | .         | .          |
| San Joaquin              | 51           | 16         | 31.4        | 35           | 68.6        | .         | .          |
| San Luis Obispo          | 11           | 5          | 45.5        | 6            | 54.5        | .         | .          |
| San Mateo                | 78           | 12         | 15.4        | 66           | 84.6        | .         | .          |
| Santa Barbara            | 26           | 9          | 34.6        | 17           | 65.4        | .         | .          |
| Santa Clara              | 215          | 9          | 4.2         | 203          | 94.4        | 3         | 1.4        |
| Santa Cruz               | 7            | 2          | 28.6        | 5            | 71.4        | .         | .          |
| Solano                   | 35           | 10         | 28.6        | 25           | 71.4        | .         | .          |
| Sonoma                   | 9            | 2          | 22.2        | 6            | 66.7        | 1         | 11.1       |
| Stanislaus               | 18           | 7          | 38.9        | 11           | 61.1        | .         | .          |
| Sutter                   | 5            | .          | .           | 5            | 100.0       | .         | .          |
| Tulare                   | 15           | 3          | 20.0        | 12           | 80.0        | .         | .          |
| Ventura                  | 52           | 11         | 21.2        | 40           | 76.9        | 1         | 1.9        |
| Yolo                     | 5            | .          | .           | 5            | 100.0       | .         | .          |
| All Other Jurisdictions* | 22           | 14         | 63.6        | 7            | 31.8        | 1         | 4.5        |

-Indicates zero cases or zero percent.

\*Jurisdictions with fewer than 5 cases.

Tuberculosis Control Branch, California Department of Health Services

**Table 19. Tuberculosis Cases in Foreign-born Persons by Time in the United States: Reporting Jurisdictions in California, 2001**

| Reporting Jurisdiction   | Total Foreign-born Cases | ≤1 year    |             | 1-2 years  |            | 3-5 years  |             | 6-10 years |             | 11-20 years |             | >20 years  |             | Unknown Time in U.S. |            |
|--------------------------|--------------------------|------------|-------------|------------|------------|------------|-------------|------------|-------------|-------------|-------------|------------|-------------|----------------------|------------|
|                          |                          | No.        | %           | No.        | %          | No.        | %           | No.        | %           | No.         | %           | No.        | %           | No.                  | %          |
| <b>California</b>        | <b>2,482</b>             | <b>492</b> | <b>19.8</b> | <b>109</b> | <b>4.4</b> | <b>293</b> | <b>11.8</b> | <b>401</b> | <b>16.2</b> | <b>595</b>  | <b>24.0</b> | <b>502</b> | <b>20.2</b> | <b>90</b>            | <b>3.6</b> |
| Alameda                  | 158                      | 23         | 14.6        | 10         | 6.3        | 28         | 17.7        | 33         | 20.9        | 38          | 24.1        | 24         | 15.2        | 2                    | 1.3        |
| Berkeley                 | 6                        | -          | -           | 1          | 16.7       | 2          | 33.3        | 2          | 33.3        | -           | -           | 1          | 16.7        | -                    | -          |
| Butte                    | 3                        | 1          | 33.3        | -          | -          | 1          | 33.3        | -          | -           | -           | -           | 1          | 33.3        | -                    | -          |
| Contra Costa             | 53                       | 10         | 18.9        | 2          | 3.8        | 5          | 9.4         | 6          | 11.3        | 11          | 20.8        | 17         | 32.1        | 2                    | 3.8        |
| El Dorado                | 3                        | -          | -           | -          | -          | 1          | 33.3        | -          | -           | 1           | 33.3        | 1          | 33.3        | -                    | -          |
| Fresno                   | 63                       | 11         | 17.5        | 3          | 4.8        | 5          | 7.9         | 5          | 7.9         | 14          | 22.2        | 16         | 25.4        | 9                    | 14.3       |
| Imperial                 | 18                       | 3          | 16.7        | -          | -          | 2          | 11.1        | 1          | 5.6         | 2           | 11.1        | 10         | 55.6        | -                    | -          |
| Kern                     | 33                       | 3          | 9.1         | 1          | 3.0        | 3          | 9.1         | 5          | 15.2        | 7           | 21.2        | 13         | 39.4        | 1                    | 3.0        |
| Kings                    | 7                        | 2          | 28.6        | -          | -          | -          | -           | 1          | 14.3        | -           | -           | 3          | 42.9        | 1                    | 14.3       |
| Long Beach               | 38                       | 5          | 13.2        | 1          | 2.6        | 3          | 7.9         | 2          | 5.3         | 13          | 34.2        | 2          | 5.3         | 12                   | 31.6       |
| Los Angeles              | 806                      | 152        | 18.9        | 36         | 4.5        | 82         | 10.2        | 119        | 14.8        | 209         | 25.9        | 177        | 22.0        | 31                   | 3.8        |
| Madera                   | 5                        | 1          | 20.0        | -          | -          | 1          | 20.0        | 1          | 20.0        | 1           | 20.0        | 1          | 20.0        | -                    | -          |
| Marin                    | 7                        | 1          | 14.3        | 1          | 14.3       | 3          | 42.9        | -          | -           | 1           | 14.3        | -          | -           | 1                    | 14.3       |
| Merced                   | 11                       | 2          | 18.2        | -          | -          | -          | -           | 3          | 27.3        | 1           | 9.1         | 5          | 45.5        | -                    | -          |
| Monterey                 | 29                       | 7          | 24.1        | -          | -          | 3          | 10.3        | 1          | 3.4         | 9           | 31.0        | 3          | 10.3        | 6                    | 20.7       |
| Orange                   | 237                      | 36         | 15.2        | 6          | 2.5        | 27         | 11.4        | 59         | 24.9        | 64          | 27.0        | 35         | 14.8        | 10                   | 4.2        |
| Pasadena                 | 12                       | 2          | 16.7        | -          | -          | -          | -           | 3          | 25.0        | 2           | 16.7        | 5          | 41.7        | -                    | -          |
| Riverside                | 45                       | 5          | 11.1        | 1          | 2.2        | 6          | 13.3        | 2          | 4.4         | 17          | 37.8        | 14         | 31.1        | -                    | -          |
| Sacramento               | 92                       | 31         | 33.7        | 4          | 4.3        | 5          | 5.4         | 17         | 18.5        | 21          | 22.8        | 10         | 10.9        | 4                    | 4.3        |
| San Benito               | 4                        | -          | -           | -          | -          | -          | -           | 1          | 25.0        | 2           | 50.0        | 1          | 25.0        | -                    | -          |
| San Bernardino           | 45                       | 13         | 28.9        | 2          | 4.4        | 4          | 8.9         | 7          | 15.6        | 7           | 15.6        | 9          | 20.0        | 3                    | 6.7        |
| San Diego                | 228                      | 56         | 24.6        | 8          | 3.5        | 23         | 10.1        | 36         | 15.8        | 55          | 24.1        | 50         | 21.9        | -                    | -          |
| San Francisco            | 136                      | 27         | 19.9        | 8          | 5.9        | 20         | 14.7        | 26         | 19.1        | 31          | 22.8        | 24         | 17.6        | -                    | -          |
| San Joaquin              | 35                       | 6          | 17.1        | 1          | 2.9        | 3          | 8.6         | 5          | 14.3        | 8           | 22.9        | 12         | 34.3        | -                    | -          |
| San Luis Obispo          | 6                        | 1          | 16.7        | -          | -          | 1          | 16.7        | -          | -           | 3           | 50.0        | 1          | 16.7        | -                    | -          |
| San Mateo                | 66                       | 14         | 21.2        | 5          | 7.6        | 9          | 13.6        | 12         | 18.2        | 15          | 22.7        | 10         | 15.2        | 1                    | 1.5        |
| Santa Barbara            | 17                       | 7          | 41.2        | 3          | 17.6       | 1          | 5.9         | 2          | 11.8        | 1           | 5.9         | 3          | 17.6        | -                    | -          |
| Santa Clara              | 203                      | 44         | 21.7        | 12         | 5.9        | 43         | 21.2        | 38         | 18.7        | 38          | 18.7        | 27         | 13.3        | 1                    | 0.5        |
| Santa Cruz               | 5                        | -          | -           | 1          | 20.0       | 1          | 20.0        | -          | -           | 3           | 60.0        | -          | -           | -                    | -          |
| Solano                   | 25                       | 8          | 32.0        | -          | -          | 1          | 4.0         | 3          | 12.0        | 5           | 20.0        | 4          | 16.0        | 4                    | 16.0       |
| Sonoma                   | 6                        | 3          | 50.0        | -          | -          | -          | -           | -          | -           | 1           | 16.7        | -          | -           | 2                    | 33.3       |
| Stanislaus               | 11                       | 3          | 27.3        | -          | -          | 2          | 18.2        | -          | -           | 4           | 36.4        | 2          | 18.2        | -                    | -          |
| Sutter                   | 5                        | 1          | 20.0        | 1          | 20.0       | 1          | 20.0        | 1          | 20.0        | 1           | 20.0        | -          | -           | -                    | -          |
| Tulare                   | 12                       | 2          | 16.7        | 1          | 8.3        | 1          | 8.3         | 1          | 8.3         | 2           | 16.7        | 5          | 41.7        | -                    | -          |
| Ventura                  | 40                       | 9          | 22.5        | 1          | 2.5        | 2          | 5.0         | 9          | 22.5        | 7           | 17.5        | 12         | 30.0        | -                    | -          |
| Yolo                     | 5                        | 1          | 20.0        | -          | -          | 2          | 40.0        | -          | -           | 1           | 20.0        | 1          | 20.0        | -                    | -          |
| All Other Jurisdictions* | 7                        | 2          | 28.6        | -          | -          | 2          | 28.6        | -          | -           | -           | -           | 3          | 42.9        | -                    | -          |

-Indicates zero cases or zero percent.

\*Jurisdictions with fewer than 5 total cases.

Tuberculosis Control Branch, California Department of Health Services

**Table 20. Tuberculosis Cases by Form of Disease: Reporting Jurisdictions in California, 2001**

| Reporting Jurisdiction | Total Cases  | Pulmonary*   |             | Extrapulmonary** |             | Both Pulmonary and Extrapulmonary Disease |            |
|------------------------|--------------|--------------|-------------|------------------|-------------|---|------------|
|                        |              | No.          | %           | No.              | %           | No.                                       | %          |
| <b>California</b>      | <b>3,332</b> | <b>2,472</b> | <b>74.2</b> | <b>651</b>       | <b>19.5</b> | <b>209</b>                                | <b>6.3</b> |
| Alameda                | 196          | 146          | 74.5        | 36               | 18.4        | 14  | 7.1        |
| Alpine                 | -            | -            | -           | -                | -           | -   | -          |
| Amador                 | -            | -            | -           | -                | -           | -   | -          |
| Berkeley               | 12           | 11           | 91.7        | -                | -           | 1   | 8.3        |
| Butte                  | 5            | 4            | 80.0        | 1                | 20.0        | -   | -          |
| Calaveras              | 1            | -            | -           | 1                | 100.0       | -   | -          |
| Colusa                 | 2            | 2            | 100.0       | -                | -           | -   | -          |
| Contra Costa           | 105          | 73           | 69.5        | 24               | 22.9        | 8   | 7.6        |
| Del Norte              | -            | -            | -           | -                | -           | -   | -          |
| El Dorado              | 5            | 4            | 80.0        | -                | -           | 1   | 20.0       |
| Fresno                 | 98           | 81           | 82.7        | 11               | 11.2        | 6   | 6.1        |
| Glenn                  | -            | -            | -           | -                | -           | -   | -          |
| Humboldt               | 7            | 5            | 71.4        | 2                | 28.6        | -   | -          |
| Imperial               | 25           | 17           | 68.0        | 6                | 24.0        | 2   | 8.0        |
| Inyo                   | -            | -            | -           | -                | -           | -   | -          |
| Kern                   | 49           | 36           | 73.5        | 9                | 18.4        | 4   | 8.2        |
| Kings                  | 11           | 9            | 81.8        | 2                | 18.2        | -   | -          |
| Lake                   | 2            | 2            | 100.0       | -                | -           | -   | -          |
| Lassen                 | -            | -            | -           | -                | -           | -   | -          |
| Long Beach             | 50           | 30           | 60.0        | 11               | 22.0        | 9   | 18.0       |
| Los Angeles            | 1,046        | 805          | 77.0        | 186              | 17.8        | 55  | 5.3        |
| Madera                 | 11           | 9            | 81.8        | 1                | 9.1         | 1   | 9.1        |
| Marin                  | 15           | 9            | 60.0        | 5                | 33.3        | 1   | 6.7        |
| Mariposa               | -            | -            | -           | -                | -           | -   | -          |
| Mendocino              | 2            | 1            | 50.0        | 1                | 50.0        | -   | -          |
| Merced                 | 15           | 12           | 80.0        | 3                | 20.0        | -   | -          |
| Modoc                  | -            | -            | -           | -                | -           | -   | -          |
| Mono                   | -            | -            | -           | -                | -           | -   | -          |
| Monterey               | 39           | 25           | 64.1        | 14               | 35.9        | -   | -          |
| Napa                   | 2            | 1            | 50.0        | 1                | 50.0        | -   | -          |
| Nevada                 | 1            | 1            | 100.0       | -                | -           | -   | -          |
| Orange                 | 278          | 195          | 70.1        | 65               | 23.4        | 18  | 6.5        |
| Pasadena               | 17           | 15           | 88.2        | 2                | 11.8        | -   | -          |
| Placer                 | 3            | 1            | 33.3        | 2                | 66.7        | -   | -          |
| Plumas                 | -            | -            | -           | -                | -           | -   | -          |
| Riverside              | 66           | 57           | 86.4        | 7                | 10.6        | 2   | 3.0        |
| Sacramento             | 130          | 106          | 81.5        | 20               | 15.4        | 4   | 3.1        |
| San Benito             | 6            | 3            | 50.0        | 1                | 16.7        | 2   | 33.3       |
| San Bernardino         | 83           | 60           | 72.3        | 17               | 20.5        | 6   | 7.2        |
| San Diego              | 332          | 239          | 72.0        | 63               | 19.0        | 30  | 9.0        |
| San Francisco          | 182          | 138          | 75.8        | 30               | 16.5        | 14  | 7.7        |
| San Joaquin            | 51           | 40           | 78.4        | 7                | 13.7        | 4   | 7.8        |
| San Luis Obispo        | 11           | 9            | 81.8        | 2                | 18.2        | -   | -          |
| San Mateo              | 78           | 56           | 71.8        | 22               | 28.2        | -   | -          |
| Santa Barbara          | 26           | 17           | 65.4        | 8                | 30.8        | 1   | 3.8        |
| Santa Clara            | 215          | 141          | 65.6        | 65               | 30.2        | 9   | 4.2        |
| Santa Cruz             | 7            | 5            | 71.4        | 1                | 14.3        | 1   | 14.3       |
| Shasta                 | 4            | 3            | 75.0        | 1                | 25.0        | -   | -          |
| Sierra                 | -            | -            | -           | -                | -           | -   | -          |
| Siskiyou               | -            | -            | -           | -                | -           | -   | -          |
| Solano                 | 35           | 27           | 77.1        | 6                | 17.1        | 2   | 5.7        |
| Sonoma                 | 9            | 7            | 77.8        | 2                | 22.2        | -   | -          |
| Stanislaus             | 18           | 15           | 83.3        | 3                | 16.7        | -   | -          |
| Sutter                 | 5            | 4            | 80.0        | 1                | 20.0        | -   | -          |
| Tehama                 | 1            | 1            | 100.0       | -                | -           | -   | -          |
| Trinity                | -            | -            | -           | -                | -           | -   | -          |
| Tulare                 | 15           | 11           | 73.3        | 2                | 13.3        | 2   | 13.3       |
| Tuolumne               | 1            | 1            | 100.0       | -                | -           | -   | -          |
| Ventura                | 52           | 32           | 61.5        | 8                | 15.4        | 12  | 23.1       |
| Yolo                   | 5            | 3            | 60.0        | 2                | 40.0        | -   | -          |
| Yuba                   | 3            | 3            | 100.0       | -                | -           | -   | -          |

\*Includes cases with pulmonary listed as major site of disease and no additional site of disease.

\*\*Includes cases with pleural, lymphatic, bone and/or joint, meningeal, miliary, peritoneal, or other site listed as major site of disease. No cases with pulmonary as either a major or additional site of disease are included.

-Indicates zero cases or zero percent.



**Table 21. Tuberculosis Cases by Verification Criteria: Reporting Jurisdictions in California, 2001**

| Reporting Jurisdiction | Total Cases  | Positive Culture |             | Positive Smear |            | Clinical Case |             | Provider Diagnosis |            |
|------------------------|--------------|------------------|-------------|----------------|------------|---------------|-------------|--------------------|------------|
|                        |              | No.              | %           | No.            | %          | No.           | %           | No.                | %          |
| <b>California</b>      | <b>3,332</b> | <b>2,602</b>     | <b>78.1</b> | <b>12</b>      | <b>0.4</b> | <b>490</b>    | <b>14.7</b> | <b>228</b>         | <b>6.8</b> |
| Alameda                | 196          | 156              | 79.6        | -              | -          | 30            | 15.3        | 10                 | 5.1        |
| Alpine                 | -            | -                | -           | -              | -          | -             | -           | -                  | -          |
| Amador                 | -            | -                | -           | -              | -          | -             | -           | -                  | -          |
| Berkeley               | 12           | 11               | 91.7        | -              | -          | -             | -           | 1                  | 8.3        |
| Butte                  | 5            | 5                | 100.0       | -              | -          | -             | -           | -                  | -          |
| Calaveras              | 1            | 1                | 100.0       | -              | -          | -             | -           | -                  | -          |
| Colusa                 | 2            | 2                | 100.0       | -              | -          | -             | -           | -                  | -          |
| Contra Costa           | 105          | 75               | 71.4        | -              | -          | 16            | 15.2        | 14                 | 13.3       |
| Del Norte              | -            | -                | -           | -              | -          | -             | -           | -                  | -          |
| El Dorado              | 5            | 5                | 100.0       | -              | -          | -             | -           | -                  | -          |
| Fresno                 | 98           | 62               | 63.3        | -              | -          | 25            | 25.5        | 11                 | 11.2       |
| Glenn                  | -            | -                | -           | -              | -          | -             | -           | -                  | -          |
| Humboldt               | 7            | 6                | 85.7        | -              | -          | -             | -           | 1                  | 14.3       |
| Imperial               | 25           | 23               | 92.0        | -              | -          | 1             | 4.0         | 1                  | 4.0        |
| Inyo                   | -            | -                | -           | -              | -          | -             | -           | -                  | -          |
| Kern                   | 49           | 39               | 79.6        | -              | -          | 7             | 14.3        | 3                  | 6.1        |
| Kings                  | 11           | 8                | 72.7        | -              | -          | 1             | 9.1         | 2                  | 18.2       |
| Lake                   | 2            | 2                | 100.0       | -              | -          | -             | -           | -                  | -          |
| Lassen                 | -            | -                | -           | -              | -          | -             | -           | -                  | -          |
| Long Beach             | 50           | 46               | 92.0        | -              | -          | 4             | 8.0         | -                  | -          |
| Los Angeles            | 1,046        | 805              | 77.0        | 3              | 0.3        | 169           | 16.2        | 69                 | 6.6        |
| Madera                 | 11           | 7                | 63.6        | -              | -          | 3             | 27.3        | 1                  | 9.1        |
| Marin                  | 15           | 11               | 73.3        | -              | -          | 2             | 13.3        | 2                  | 13.3       |
| Mariposa               | -            | -                | -           | -              | -          | -             | -           | -                  | -          |
| Mendocino              | 2            | 2                | 100.0       | -              | -          | -             | -           | -                  | -          |
| Merced                 | 15           | 10               | 66.7        | 1              | 6.7        | 4             | 26.7        | -                  | -          |
| Modoc                  | -            | -                | -           | -              | -          | -             | -           | -                  | -          |
| Mono                   | -            | -                | -           | -              | -          | -             | -           | -                  | -          |
| Monterey               | 39           | 32               | 82.1        | 1              | 2.6        | 4             | 10.3        | 2                  | 5.1        |
| Napa                   | 2            | 2                | 100.0       | -              | -          | -             | -           | -                  | -          |
| Nevada                 | 1            | -                | -           | -              | -          | -             | -           | 1                  | 100.0      |
| Orange                 | 278          | 230              | 82.7        | -              | -          | 37            | 13.3        | 11                 | 4.0        |
| Pasadena               | 17           | 15               | 88.2        | -              | -          | -             | -           | 2                  | 11.8       |
| Placer                 | 3            | 2                | 66.7        | -              | -          | 1             | 33.3        | -                  | -          |
| Plumas                 | -            | -                | -           | -              | -          | -             | -           | -                  | -          |
| Riverside              | 66           | 60               | 90.9        | -              | -          | 4             | 6.1         | 2                  | 3.0        |
| Sacramento             | 130          | 83               | 63.8        | -              | -          | 18            | 13.8        | 29                 | 22.3       |
| San Benito             | 6            | 4                | 66.7        | -              | -          | 2             | 33.3        | -                  | -          |
| San Bernardino         | 83           | 68               | 81.9        | 3              | 3.6        | 8             | 9.6         | 4                  | 4.8        |
| San Diego              | 332          | 276              | 83.1        | -              | -          | 41            | 12.3        | 15                 | 4.5        |
| San Francisco          | 182          | 143              | 78.6        | -              | -          | 32            | 17.6        | 7                  | 3.8        |
| San Joaquin            | 51           | 39               | 76.5        | -              | -          | 9             | 17.6        | 3                  | 5.9        |
| San Luis Obispo        | 11           | 7                | 63.6        | -              | -          | 1             | 9.1         | 3                  | 27.3       |
| San Mateo              | 78           | 61               | 78.2        | -              | -          | 8             | 10.3        | 9                  | 11.5       |
| Santa Barbara          | 26           | 20               | 76.9        | -              | -          | 6             | 23.1        | -                  | -          |
| Santa Clara            | 215          | 166              | 77.2        | 2              | 0.9        | 32            | 14.9        | 15                 | 7.0        |
| Santa Cruz             | 7            | 6                | 85.7        | -              | -          | 1             | 14.3        | -                  | -          |
| Shasta                 | 4            | 4                | 100.0       | -              | -          | -             | -           | -                  | -          |
| Sierra                 | -            | -                | -           | -              | -          | -             | -           | -                  | -          |
| Siskiyou               | -            | -                | -           | -              | -          | -             | -           | -                  | -          |
| Solano                 | 35           | 27               | 77.1        | -              | -          | 8             | 22.9        | -                  | -          |
| Sonoma                 | 9            | 6                | 66.7        | -              | -          | 3             | 33.3        | -                  | -          |
| Stanislaus             | 18           | 14               | 77.8        | -              | -          | 2             | 11.1        | 2                  | 11.1       |
| Sutter                 | 5            | 1                | 20.0        | -              | -          | 2             | 40.0        | 2                  | 40.0       |
| Tehama                 | 1            | 1                | 100.0       | -              | -          | -             | -           | -                  | -          |
| Trinity                | -            | -                | -           | -              | -          | -             | -           | -                  | -          |
| Tulare                 | 15           | 13               | 86.7        | -              | -          | 2             | 13.3        | -                  | -          |
| Tuolumne               | 1            | 1                | 100.0       | -              | -          | -             | -           | -                  | -          |
| Ventura                | 52           | 39               | 75.0        | 2              | 3.8        | 5             | 9.6         | 6                  | 11.5       |
| Yolo                   | 5            | 5                | 100.0       | -              | -          | -             | -           | -                  | -          |
| Yuba                   | 3            | 1                | 33.3        | -              | -          | 2             | 66.7        | -                  | -          |

-Indicates zero cases or zero percent.

Tuberculosis Control Branch, California Department of Health Services

**Table 22. Pulmonary Tuberculosis Cases by Sputum Smear Status: Reporting Jurisdictions in California, 2001**

| Reporting Jurisdiction | Total Pulmonary Cases | Sputum Smear Results |             |                |             |                |            |          |            |
|------------------------|-----------------------|----------------------|-------------|----------------|-------------|----------------|------------|----------|------------|
|                        |                       | Smear Positive       |             | Smear Negative |             | Smear Not Done |            | Unknown  |            |
|                        |                       | No.                  | %           | No.            | %           | No.            | %          | No.      | %          |
| <b>California</b>      | <b>2,681</b>          | <b>1,155</b>         | <b>43.1</b> | <b>1,300</b>   | <b>48.5</b> | <b>219</b>     | <b>8.2</b> | <b>7</b> | <b>0.3</b> |
| Alameda                | 160                   | 58                   | 36.3        | 98             | 61.3        | 4              | 2.5        | -        | -          |
| Berkeley               | 12                    | 4                    | 33.3        | 7              | 58.3        | 1              | 8.3        | -        | -          |
| Butte                  | 4                     | 3                    | 75.0        | -              | -           | 1              | 25.0       | -        | -          |
| Colusa                 | 2                     | 1                    | 50.0        | 1              | 50.0        | -              | -          | -        | -          |
| Contra Costa           | 81                    | 36                   | 44.4        | 35             | 43.2        | 10             | 12.3       | -        | -          |
| El Dorado              | 5                     | 4                    | 80.0        | 1              | 20.0        | -              | -          | -        | -          |
| Fresno                 | 87                    | 30                   | 34.5        | 46             | 52.9        | 10             | 11.5       | 1        | 1.1        |
| Humboldt               | 5                     | 2                    | 40.0        | 3              | 60.0        | -              | -          | -        | -          |
| Imperial               | 19                    | 12                   | 63.2        | 7              | 36.8        | -              | -          | -        | -          |
| Kern                   | 40                    | 25                   | 62.5        | 13             | 32.5        | 1              | 2.5        | 1        | 2.5        |
| Kings                  | 9                     | 4                    | 44.4        | 3              | 33.3        | 2              | 22.2       | -        | -          |
| Lake                   | 2                     | 2                    | 100.0       | -              | -           | -              | -          | -        | -          |
| Long Beach             | 39                    | 16                   | 41.0        | 19             | 48.7        | 4              | 10.3       | -        | -          |
| Los Angeles            | 860                   | 374                  | 43.5        | 413            | 48.0        | 73             | 8.5        | -        | -          |
| Madera                 | 10                    | 3                    | 30.0        | 4              | 40.0        | 3              | 30.0       | -        | -          |
| Marin                  | 10                    | 3                    | 30.0        | 6              | 60.0        | 1              | 10.0       | -        | -          |
| Mendocino              | 1                     | 1                    | 100.0       | -              | -           | -              | -          | -        | -          |
| Merced                 | 12                    | 8                    | 66.7        | -              | -           | 4              | 33.3       | -        | -          |
| Monterey               | 25                    | 11                   | 44.0        | 11             | 44.0        | 3              | 12.0       | -        | -          |
| Napa                   | 1                     | -                    | -           | -              | -           | 1              | 100.0      | -        | -          |
| Nevada                 | 1                     | -                    | -           | -              | -           | 1              | 100.0      | -        | -          |
| Orange                 | 213                   | 114                  | 53.5        | 86             | 40.4        | 13             | 6.1        | -        | -          |
| Pasadena               | 15                    | 6                    | 40.0        | 8              | 53.3        | 1              | 6.7        | -        | -          |
| Placer                 | 1                     | 1                    | 100.0       | -              | -           | -              | -          | -        | -          |
| Riverside              | 59                    | 26                   | 44.1        | 28             | 47.5        | 5              | 8.5        | -        | -          |
| Sacramento             | 110                   | 33                   | 30.0        | 65             | 59.1        | 8              | 7.3        | 4        | 3.6        |
| San Benito             | 5                     | 3                    | 60.0        | 2              | 40.0        | -              | -          | -        | -          |
| San Bernardino         | 66                    | 38                   | 57.6        | 23             | 34.8        | 5              | 7.6        | -        | -          |
| San Diego              | 269                   | 129                  | 48.0        | 124            | 46.1        | 16             | 5.9        | -        | -          |
| San Francisco          | 152                   | 50                   | 32.9        | 93             | 61.2        | 9              | 5.9        | -        | -          |
| San Joaquin            | 44                    | 24                   | 54.5        | 15             | 34.1        | 5              | 11.4       | -        | -          |
| San Luis Obispo        | 9                     | 4                    | 44.4        | 4              | 44.4        | 1              | 11.1       | -        | -          |
| San Mateo              | 56                    | 24                   | 42.9        | 28             | 50.0        | 3              | 5.4        | 1        | 1.8        |
| Santa Barbara          | 18                    | 9                    | 50.0        | 7              | 38.9        | 2              | 11.1       | -        | -          |
| Santa Clara            | 150                   | 52                   | 34.7        | 84             | 56.0        | 14             | 9.3        | -        | -          |
| Santa Cruz             | 6                     | 3                    | 50.0        | 2              | 33.3        | 1              | 16.7       | -        | -          |
| Shasta                 | 3                     | 3                    | 100.0       | -              | -           | -              | -          | -        | -          |
| Solano                 | 29                    | 8                    | 27.6        | 14             | 48.3        | 7              | 24.1       | -        | -          |
| Sonoma                 | 7                     | 1                    | 14.3        | 6              | 85.7        | -              | -          | -        | -          |
| Stanislaus             | 15                    | 5                    | 33.3        | 10             | 66.7        | -              | -          | -        | -          |
| Sutter                 | 4                     | -                    | -           | 4              | 100.0       | -              | -          | -        | -          |
| Tehama                 | 1                     | 1                    | 100.0       | -              | -           | -              | -          | -        | -          |
| Tulare                 | 13                    | 5                    | 38.5        | 5              | 38.5        | 3              | 23.1       | -        | -          |
| Tuolumne               | 1                     | -                    | -           | 1              | 100.0       | -              | -          | -        | -          |
| Ventura                | 44                    | 17                   | 38.6        | 20             | 45.5        | 7              | 15.9       | -        | -          |
| Yolo                   | 3                     | 1                    | 33.3        | 2              | 66.7        | -              | -          | -        | -          |
| Yuba                   | 3                     | 1                    | 33.3        | 2              | 66.7        | -              | -          | -        | -          |

-Indicates zero cases or zero percent.

Tuberculosis Control Branch, California Department of Health Services

**Table 23. Pulmonary Tuberculosis Cases by Chest X-ray Status: Reporting Jurisdictions in California, 2001**

| Reporting Jurisdiction | Total Pulmonary Cases | Cases with Abnormal Chest X-ray | Type of Abnormal Finding |             |                               |             |                                   |            |          |            |
|------------------------|-----------------------|---------------------------------|--------------------------|-------------|-------------------------------|-------------|-----------------------------------|------------|----------|------------|
|                        |                       |                                 | Cavitary                 |             | Non-Cavitary Consistent w/ TB |             | Non-Cavitary Not Consistent w/ TB |            | Unknown  |            |
|                        |                       |                                 | No.                      | %           | No.                           | %           | No.                               | %          | No.      | %          |
| <b>California</b>      | <b>2,681</b>          | <b>2,599</b>                    | <b>588</b>               | <b>22.6</b> | <b>1,970</b>                  | <b>75.8</b> | <b>36</b>                         | <b>1.4</b> | <b>5</b> | <b>0.2</b> |
| Alameda                | 160                   | 156                             | 22                       | 14.1        | 134                           | 85.9        | -                                 | -          | -        | -          |
| Berkeley               | 12                    | 11                              | 3                        | 27.3        | 7                             | 63.6        | -                                 | -          | 1        | 9.1        |
| Butte                  | 4                     | 4                               | 1                        | 25.0        | 2                             | 50.0        | -                                 | -          | 1        | 25.0       |
| Colusa                 | 2                     | 2                               | -                        | -           | 2                             | 100.0       | -                                 | -          | -        | -          |
| Contra Costa           | 81                    | 81                              | 24                       | 29.6        | 57                            | 70.4        | -                                 | -          | -        | -          |
| El Dorado              | 5                     | 5                               | 2                        | 40.0        | 3                             | 60.0        | -                                 | -          | -        | -          |
| Fresno                 | 87                    | 83                              | 25                       | 30.1        | 54                            | 65.1        | 4                                 | 4.8        | -        | -          |
| Humboldt               | 5                     | 5                               | 2                        | 40.0        | 3                             | 60.0        | -                                 | -          | -        | -          |
| Imperial               | 19                    | 18                              | 4                        | 22.2        | 14                            | 77.8        | -                                 | -          | -        | -          |
| Kern                   | 40                    | 39                              | 18                       | 46.2        | 17                            | 43.6        | 4                                 | 10.3       | -        | -          |
| Kings                  | 9                     | 8                               | 3                        | 37.5        | 4                             | 50.0        | 1                                 | 12.5       | -        | -          |
| Lake                   | 2                     | 2                               | -                        | -           | 2                             | 100.0       | -                                 | -          | -        | -          |
| Long Beach             | 39                    | 39                              | 10                       | 25.6        | 26                            | 66.7        | 3                                 | 7.7        | -        | -          |
| Los Angeles            | 860                   | 827                             | 175                      | 21.2        | 651                           | 78.7        | 1                                 | 0.1        | -        | -          |
| Madera                 | 10                    | 10                              | 2                        | 20.0        | 8                             | 80.0        | -                                 | -          | -        | -          |
| Marin                  | 10                    | 10                              | 2                        | 20.0        | 7                             | 70.0        | -                                 | -          | 1        | 10.0       |
| Mendocino              | 1                     | 1                               | -                        | -           | 1                             | 100.0       | -                                 | -          | -        | -          |
| Merced                 | 12                    | 12                              | 8                        | 66.7        | 4                             | 33.3        | -                                 | -          | -        | -          |
| Monterey               | 25                    | 24                              | 7                        | 29.2        | 17                            | 70.8        | -                                 | -          | -        | -          |
| Napa                   | 1                     | 1                               | -                        | -           | 1                             | 100.0       | -                                 | -          | -        | -          |
| Nevada                 | 1                     | 1                               | 1                        | 100.0       | -                             | -           | -                                 | -          | -        | -          |
| Orange                 | 213                   | 203                             | 35                       | 17.2        | 165                           | 81.3        | 3                                 | 1.5        | -        | -          |
| Pasadena               | 15                    | 15                              | 6                        | 40.0        | 9                             | 60.0        | -                                 | -          | -        | -          |
| Placer                 | 1                     | 1                               | 1                        | 100.0       | -                             | -           | -                                 | -          | -        | -          |
| Riverside              | 59                    | 58                              | 26                       | 44.8        | 32                            | 55.2        | -                                 | -          | -        | -          |
| Sacramento             | 110                   | 105                             | 21                       | 20.0        | 80                            | 76.2        | 4                                 | 3.8        | -        | -          |
| San Benito             | 5                     | 5                               | 3                        | 60.0        | 2                             | 40.0        | -                                 | -          | -        | -          |
| San Bernardino         | 66                    | 65                              | 12                       | 18.5        | 50                            | 76.9        | 3                                 | 4.6        | -        | -          |
| San Diego              | 269                   | 263                             | 52                       | 19.8        | 210                           | 79.8        | 1                                 | 0.4        | -        | -          |
| San Francisco          | 152                   | 151                             | 28                       | 18.5        | 121                           | 80.1        | 2                                 | 1.3        | -        | -          |
| San Joaquin            | 44                    | 44                              | 15                       | 34.1        | 29                            | 65.9        | -                                 | -          | -        | -          |
| San Luis Obispo        | 9                     | 8                               | 1                        | 12.5        | 5                             | 62.5        | 1                                 | 12.5       | 1        | 12.5       |
| San Mateo              | 56                    | 53                              | 13                       | 24.5        | 40                            | 75.5        | -                                 | -          | -        | -          |
| Santa Barbara          | 18                    | 18                              | 3                        | 16.7        | 15                            | 83.3        | -                                 | -          | -        | -          |
| Santa Clara            | 150                   | 148                             | 32                       | 21.6        | 114                           | 77.0        | 2                                 | 1.4        | -        | -          |
| Santa Cruz             | 6                     | 6                               | 1                        | 16.7        | 5                             | 83.3        | -                                 | -          | -        | -          |
| Shasta                 | 3                     | 3                               | 2                        | 66.7        | 1                             | 33.3        | -                                 | -          | -        | -          |
| Solano                 | 29                    | 27                              | 2                        | 7.4         | 25                            | 92.6        | -                                 | -          | -        | -          |
| Sonoma                 | 7                     | 7                               | 2                        | 28.6        | 5                             | 71.4        | -                                 | -          | -        | -          |
| Stanislaus             | 15                    | 15                              | 4                        | 26.7        | 7                             | 46.7        | 4                                 | 26.7       | -        | -          |
| Sutter                 | 4                     | 4                               | 2                        | 50.0        | 2                             | 50.0        | -                                 | -          | -        | -          |
| Tehama                 | 1                     | 1                               | 1                        | 100.0       | -                             | -           | -                                 | -          | -        | -          |
| Tulare                 | 13                    | 13                              | 4                        | 30.8        | 8                             | 61.5        | 1                                 | 7.7        | -        | -          |
| Tuolumne               | 1                     | -                               | -                        | -           | -                             | -           | -                                 | -          | -        | -          |
| Ventura                | 44                    | 41                              | 12                       | 29.3        | 27                            | 65.9        | 2                                 | 4.9        | -        | -          |
| Yolo                   | 3                     | 3                               | 1                        | 33.3        | 1                             | 33.3        | -                                 | -          | 1        | 33.3       |
| Yuba                   | 3                     | 3                               | -                        | -           | 3                             | 100.0       | -                                 | -          | -        | -          |

-Indicates zero cases or zero percent.

Tuberculosis Control Branch, California Department of Health Services

**Table 24. Tuberculosis Cases by Vital Status at Diagnosis and Initiation of Treatment: Reporting Jurisdictions in California, 2001**

| Reporting Jurisdiction | Total Cases  | Dead at Diagnosis |            | Alive at Diagnosis |             | Alive and Started Treatment |             |
|------------------------|--------------|-------------------|------------|--------------------|-------------|-----------------------------|-------------|
|                        |              | No.               | %          | No.                | %           | No.                         | %           |
| <b>California</b>      | <b>3,332</b> | <b>49</b>         | <b>1.5</b> | <b>3,283</b>       | <b>98.5</b> | <b>3,236</b>                | <b>97.1</b> |
| Alameda                | 196          | 1                 | 0.5        | 195                | 99.5        | 192                         | 98.0        |
| Alpine                 | -            | -                 | -          | -                  | -           | -                           | -           |
| Amador                 | -            | -                 | -          | -                  | -           | -                           | -           |
| Berkeley               | 12           | -                 | -          | 12                 | 100.0       | 12                          | 100.0       |
| Butte                  | 5            | -                 | -          | 5                  | 100.0       | 4                           | 80.0        |
| Calaveras              | 1            | -                 | -          | 1                  | 100.0       | 1                           | 100.0       |
| Colusa                 | 2            | -                 | -          | 2                  | 100.0       | 2                           | 100.0       |
| Contra Costa           | 105          | -                 | -          | 105                | 100.0       | 104                         | 99.0        |
| Del Norte              | -            | -                 | -          | -                  | -           | -                           | -           |
| El Dorado              | 5            | -                 | -          | 5                  | 100.0       | 4                           | 80.0        |
| Fresno                 | 98           | 2                 | 2.0        | 96                 | 98.0        | 96                          | 98.0        |
| Glenn                  | -            | -                 | -          | -                  | -           | -                           | -           |
| Humboldt               | 7            | -                 | -          | 7                  | 100.0       | 7                           | 100.0       |
| Imperial               | 25           | -                 | -          | 25                 | 100.0       | 25                          | 100.0       |
| Inyo                   | -            | -                 | -          | -                  | -           | -                           | -           |
| Kern                   | 49           | 1                 | 2.0        | 48                 | 98.0        | 46                          | 93.9        |
| Kings                  | 11           | 1                 | 9.1        | 10                 | 90.9        | 10                          | 90.9        |
| Lake                   | 2            | -                 | -          | 2                  | 100.0       | 2                           | 100.0       |
| Lassen                 | -            | -                 | -          | -                  | -           | -                           | -           |
| Long Beach             | 50           | -                 | -          | 50                 | 100.0       | 50                          | 100.0       |
| Los Angeles            | 1,046        | 12                | 1.1        | 1,034              | 98.9        | 1,016                       | 97.1        |
| Madera                 | 11           | -                 | -          | 11                 | 100.0       | 11                          | 100.0       |
| Marin                  | 15           | 1                 | 6.7        | 14                 | 93.3        | 14                          | 93.3        |
| Mariposa               | -            | -                 | -          | -                  | -           | -                           | -           |
| Mendocino              | 2            | 1                 | 50.0       | 1                  | 50.0        | 1                           | 50.0        |
| Merced                 | 15           | -                 | -          | 15                 | 100.0       | 14                          | 93.3        |
| Modoc                  | -            | -                 | -          | -                  | -           | -                           | -           |
| Mono                   | -            | -                 | -          | -                  | -           | -                           | -           |
| Monterey               | 39           | -                 | -          | 39                 | 100.0       | 39                          | 100.0       |
| Napa                   | 2            | -                 | -          | 2                  | 100.0       | 2                           | 100.0       |
| Nevada                 | 1            | -                 | -          | 1                  | 100.0       | 1                           | 100.0       |
| Orange                 | 278          | 5                 | 1.8        | 273                | 98.2        | 271                         | 97.5        |
| Pasadena               | 17           | -                 | -          | 17                 | 100.0       | 17                          | 100.0       |
| Placer                 | 3            | -                 | -          | 3                  | 100.0       | 3                           | 100.0       |
| Plumas                 | -            | -                 | -          | -                  | -           | -                           | -           |
| Riverside              | 66           | 2                 | 3.0        | 64                 | 97.0        | 62                          | 93.9        |
| Sacramento             | 130          | 4                 | 3.1        | 126                | 96.9        | 120                         | 92.3        |
| San Benito             | 6            | -                 | -          | 6                  | 100.0       | 6                           | 100.0       |
| San Bernardino         | 83           | -                 | -          | 83                 | 100.0       | 82                          | 98.8        |
| San Diego              | 332          | 4                 | 1.2        | 328                | 98.8        | 325                         | 97.9        |
| San Francisco          | 182          | 6                 | 3.3        | 176                | 96.7        | 174                         | 95.6        |
| San Joaquin            | 51           | 1                 | 2.0        | 50                 | 98.0        | 50                          | 98.0        |
| San Luis Obispo        | 11           | 1                 | 9.1        | 10                 | 90.9        | 9                           | 81.8        |
| San Mateo              | 78           | -                 | -          | 78                 | 100.0       | 78                          | 100.0       |
| Santa Barbara          | 26           | -                 | -          | 26                 | 100.0       | 26                          | 100.0       |
| Santa Clara            | 215          | 2                 | 0.9        | 213                | 99.1        | 211                         | 98.1        |
| Santa Cruz             | 7            | -                 | -          | 7                  | 100.0       | 7                           | 100.0       |
| Shasta                 | 4            | -                 | -          | 4                  | 100.0       | 4                           | 100.0       |
| Sierra                 | -            | -                 | -          | -                  | -           | -                           | -           |
| Siskiyou               | -            | -                 | -          | -                  | -           | -                           | -           |
| Solano                 | 35           | -                 | -          | 35                 | 100.0       | 34                          | 97.1        |
| Sonoma                 | 9            | -                 | -          | 9                  | 100.0       | 9                           | 100.0       |
| Stanislaus             | 18           | 1                 | 5.6        | 17                 | 94.4        | 17                          | 94.4        |
| Sutter                 | 5            | -                 | -          | 5                  | 100.0       | 5                           | 100.0       |
| Tehama                 | 1            | -                 | -          | 1                  | 100.0       | 1                           | 100.0       |
| Trinity                | -            | -                 | -          | -                  | -           | -                           | -           |
| Tulare                 | 15           | -                 | -          | 15                 | 100.0       | 15                          | 100.0       |
| Tuolumne               | 1            | -                 | -          | 1                  | 100.0       | 1                           | 100.0       |
| Ventura                | 52           | 4                 | 7.7        | 48                 | 92.3        | 48                          | 92.3        |
| Yolo                   | 5            | -                 | -          | 5                  | 100.0       | 5                           | 100.0       |
| Yuba                   | 3            | -                 | -          | 3                  | 100.0       | 3                           | 100.0       |

-Indicates zero cases or zero percent.

**Table 25. Deaths in Persons with Tuberculosis: Reporting Jurisdictions in California, 1999**

| Reporting Jurisdiction | Total Cases  | Timing of Death |            |                   |            |                                   |            |                          |            |
|------------------------|--------------|-----------------|------------|-------------------|------------|-----------------------------------|------------|--------------------------|------------|
|                        |              | Total Deaths    |            | Dead at Diagnosis |            | Died Before Starting TB Treatment |            | Died During TB Treatment |            |
|                        |              | No.             | %          | No.               | %          | No.                               | %          | No.                      | %          |
| <b>California</b>      | <b>3,607</b> | <b>338</b>      | <b>9.4</b> | <b>92</b>         | <b>2.6</b> | <b>8</b>                          | <b>0.2</b> | <b>238</b>               | <b>6.6</b> |
| Alameda                | 224          | 27              | 12.1       | -                 | -          | 3                                 | 1.3        | 24                       | 10.7       |
| Alpine                 | -            | -               | -          | -                 | -          | -                                 | -          | -                        | -          |
| Amador                 | 1            | 1               | 100.0      | -                 | -          | -                                 | -          | 1                        | 100.0      |
| Berkeley               | 17           | 3               | 17.6       | 2                 | 11.8       | -                                 | -          | 1                        | 5.9        |
| Butte                  | 4            | 1               | 25.0       | 1                 | 25.0       | -                                 | -          | -                        | -          |
| Calaveras              | -            | -               | -          | -                 | -          | -                                 | -          | -                        | -          |
| Colusa                 | -            | -               | -          | -                 | -          | -                                 | -          | -                        | -          |
| Contra Costa           | 97           | 7               | 7.2        | 1                 | 1.0        | -                                 | -          | 6                        | 6.2        |
| Del Norte              | -            | -               | -          | -                 | -          | -                                 | -          | -                        | -          |
| El Dorado              | 1            | -               | -          | -                 | -          | -                                 | -          | -                        | -          |
| Fresno                 | 100          | 6               | 6.0        | -                 | -          | -                                 | -          | 6                        | 6.0        |
| Glenn                  | -            | -               | -          | -                 | -          | -                                 | -          | -                        | -          |
| Humboldt               | 8            | 1               | 12.5       | 1                 | 12.5       | -                                 | -          | -                        | -          |
| Imperial               | 38           | 3               | 7.9        | 1                 | 2.6        | -                                 | -          | 2                        | 5.3        |
| Inyo                   | -            | -               | -          | -                 | -          | -                                 | -          | -                        | -          |
| Kern                   | 62           | 6               | 9.7        | 2                 | 3.2        | -                                 | -          | 4                        | 6.5        |
| Kings                  | 11           | -               | -          | -                 | -          | -                                 | -          | -                        | -          |
| Lake                   | 2            | -               | -          | -                 | -          | -                                 | -          | -                        | -          |
| Lassen                 | 1            | -               | -          | -                 | -          | -                                 | -          | -                        | -          |
| Long Beach             | 88           | 11              | 12.5       | 3                 | 3.4        | -                                 | -          | 8                        | 9.1        |
| Los Angeles            | 1,168        | 119             | 10.2       | 26                | 2.2        | 1                                 | 0.1        | 92                       | 7.9        |
| Madera                 | 8            | 3               | 37.5       | 1                 | 12.5       | -                                 | -          | 2                        | 25.0       |
| Marin                  | 10           | 1               | 10.0       | 1                 | 10.0       | -                                 | -          | -                        | -          |
| Mariposa               | -            | -               | -          | -                 | -          | -                                 | -          | -                        | -          |
| Mendocino              | 1            | -               | -          | -                 | -          | -                                 | -          | -                        | -          |
| Merced                 | 11           | 1               | 9.1        | -                 | -          | -                                 | -          | 1                        | 9.1        |
| Modoc                  | -            | -               | -          | -                 | -          | -                                 | -          | -                        | -          |
| Mono                   | -            | -               | -          | -                 | -          | -                                 | -          | -                        | -          |
| Monterey               | 48           | 2               | 4.2        | -                 | -          | -                                 | -          | 2                        | 4.2        |
| Napa                   | 3            | -               | -          | -                 | -          | -                                 | -          | -                        | -          |
| Nevada                 | 2            | -               | -          | -                 | -          | -                                 | -          | -                        | -          |
| Orange                 | 246          | 13              | 5.3        | 5                 | 2.0        | -                                 | -          | 8                        | 3.3        |
| Pasadena               | 8            | -               | -          | -                 | -          | -                                 | -          | -                        | -          |
| Placer                 | 3            | -               | -          | -                 | -          | -                                 | -          | -                        | -          |
| Plumas                 | -            | -               | -          | -                 | -          | -                                 | -          | -                        | -          |
| Riverside              | 79           | 6               | 7.6        | 3                 | 3.8        | -                                 | -          | 3                        | 3.8        |
| Sacramento             | 95           | 10              | 10.5       | 1                 | 1.1        | 1                                 | 1.1        | 8                        | 8.4        |
| San Benito             | 5            | 1               | 20.0       | 1                 | 20.0       | -                                 | -          | -                        | -          |
| San Bernardino         | 113          | 14              | 12.4       | 8                 | 7.1        | 2                                 | 1.8        | 4                        | 3.5        |
| San Diego              | 299          | 20              | 6.7        | 6                 | 2.0        | -                                 | -          | 14                       | 4.7        |
| San Francisco          | 235          | 30              | 12.8       | 4                 | 1.7        | -                                 | -          | 26                       | 11.1       |
| San Joaquin            | 74           | 5               | 6.8        | 3                 | 4.1        | 1                                 | 1.4        | 1                        | 1.4        |
| San Luis Obispo        | 6            | -               | -          | -                 | -          | -                                 | -          | -                        | -          |
| San Mateo              | 63           | 5               | 7.9        | 2                 | 3.2        | -                                 | -          | 3                        | 4.8        |
| Santa Barbara          | 26           | 3               | 11.5       | 2                 | 7.7        | -                                 | -          | 1                        | 3.8        |
| Santa Clara            | 244          | 16              | 6.6        | 6                 | 2.5        | -                                 | -          | 10                       | 4.1        |
| Santa Cruz             | 14           | 2               | 14.3       | -                 | -          | -                                 | -          | 2                        | 14.3       |
| Shasta                 | 5            | -               | -          | -                 | -          | -                                 | -          | -                        | -          |
| Sierra                 | -            | -               | -          | -                 | -          | -                                 | -          | -                        | -          |
| Siskiyou               | 1            | -               | -          | -                 | -          | -                                 | -          | -                        | -          |
| Solano                 | 32           | 2               | 6.3        | 2                 | 6.3        | -                                 | -          | -                        | -          |
| Sonoma                 | 18           | 1               | 5.6        | -                 | -          | -                                 | -          | 1                        | 5.6        |
| Stanislaus             | 33           | 9               | 27.3       | 5                 | 15.2       | -                                 | -          | 4                        | 12.1       |
| Sutter                 | 6            | -               | -          | -                 | -          | -                                 | -          | -                        | -          |
| Tehama                 | 2            | -               | -          | -                 | -          | -                                 | -          | -                        | -          |
| Trinity                | -            | -               | -          | -                 | -          | -                                 | -          | -                        | -          |
| Tulare                 | 22           | 3               | 13.6       | 2                 | 9.1        | -                                 | -          | 1                        | 4.5        |
| Tuolumne               | -            | -               | -          | -                 | -          | -                                 | -          | -                        | -          |
| Ventura                | 62           | 4               | 6.5        | 2                 | 3.2        | -                                 | -          | 2                        | 3.2        |
| Yolo                   | 9            | 1               | 11.1       | -                 | -          | -                                 | -          | 1                        | 11.1       |
| Yuba                   | 2            | 1               | 50.0       | 1                 | 50.0       | -                                 | -          | -                        | -          |

-Indicates zero cases or zero percent.

**Table 26. Tuberculosis Cases by Initial Drug Regimen: Reporting Jurisdictions in California, 2001**

| Reporting Jurisdiction | Cases Alive at Diagnosis | Cases Started on Initial Drug Regimen |             | Initial Drug Regimen* (%) |            |            |             |            |
|------------------------|--------------------------|---------------------------------------|-------------|---------------------------|------------|------------|-------------|------------|
|                        |                          | No.                                   | %           | IR                        | IRZ        | IRE        | IRZ,E/S     | Other      |
| <b>California</b>      | <b>3,283</b>             | <b>3,236</b>                          | <b>98.6</b> | <b>1.0</b>                | <b>4.8</b> | <b>1.8</b> | <b>88.3</b> | <b>4.4</b> |
| Alameda                | 195                      | 192                                   | 98.5        | 0.5                       | 1.6        | 1.0        | 93.8        | 3.1        |
| Alpine                 | -                        | -                                     | -           | -                         | -          | -          | -           | -          |
| Amador                 | -                        | -                                     | -           | -                         | -          | -          | -           | -          |
| Berkeley               | 12                       | 12                                    | 100.0       | -                         | -          | -          | 91.7        | 8.3        |
| Butte                  | 5                        | 4                                     | 80.0        | -                         | 25.0       | -          | 75.0        | -          |
| Calaveras              | 1                        | 1                                     | 100.0       | -                         | -          | -          | 100.0       | -          |
| Colusa                 | 2                        | 2                                     | 100.0       | -                         | -          | -          | 100.0       | -          |
| Contra Costa           | 105                      | 104                                   | 99.0        | -                         | 1.0        | 1.9        | 96.2        | 1.0        |
| Del Norte              | -                        | -                                     | -           | -                         | -          | -          | -           | -          |
| El Dorado              | 5                        | 4                                     | 80.0        | -                         | -          | -          | 100.0       | -          |
| Fresno                 | 96                       | 96                                    | 100.0       | 1.0                       | 10.4       | -          | 83.3        | 5.2        |
| Glenn                  | -                        | -                                     | -           | -                         | -          | -          | -           | -          |
| Humboldt               | 7                        | 7                                     | 100.0       | -                         | 14.3       | 14.3       | 71.4        | -          |
| Imperial               | 25                       | 25                                    | 100.0       | -                         | -          | -          | 96.0        | 4.0        |
| Inyo                   | -                        | -                                     | -           | -                         | -          | -          | -           | -          |
| Kern                   | 48                       | 46                                    | 95.8        | -                         | 15.2       | -          | 73.9        | 10.9       |
| Kings                  | 10                       | 10                                    | 100.0       | -                         | 10.0       | -          | 80.0        | 10.0       |
| Lake                   | 2                        | 2                                     | 100.0       | -                         | -          | -          | 100.0       | -          |
| Lassen                 | -                        | -                                     | -           | -                         | -          | -          | -           | -          |
| Long Beach             | 50                       | 50                                    | 100.0       | 6.0                       | 20.0       | -          | 70.0        | 4.0        |
| Los Angeles            | 1,034                    | 1,016                                 | 98.3        | 1.4                       | 4.1        | 2.1        | 87.8        | 4.6        |
| Madera                 | 11                       | 11                                    | 100.0       | -                         | -          | -          | 100.0       | -          |
| Marin                  | 14                       | 14                                    | 100.0       | -                         | -          | -          | 85.7        | 14.3       |
| Mariposa               | -                        | -                                     | -           | -                         | -          | -          | -           | -          |
| Mendocino              | 1                        | 1                                     | 100.0       | -                         | -          | -          | -           | 100.0      |
| Merced                 | 15                       | 14                                    | 93.3        | 7.1                       | 28.6       | -          | 71.4        | -          |
| Modoc                  | -                        | -                                     | -           | -                         | -          | -          | -           | -          |
| Mono                   | -                        | -                                     | -           | -                         | -          | -          | -           | -          |
| Monterey               | 39                       | 39                                    | 100.0       | 2.6                       | 5.1        | 2.6        | 89.7        | -          |
| Napa                   | 2                        | 2                                     | 100.0       | -                         | 50.0       | 50.0       | -           | -          |
| Nevada                 | 1                        | 1                                     | 100.0       | -                         | 100.0      | -          | -           | -          |
| Orange                 | 273                      | 271                                   | 99.3        | -                         | 1.8        | -          | 91.5        | 7.0        |
| Pasadena               | 17                       | 17                                    | 100.0       | -                         | 5.9        | -          | 94.1        | -          |
| Placer                 | 3                        | 3                                     | 100.0       | -                         | 33.3       | 33.3       | 33.3        | -          |
| Plumas                 | -                        | -                                     | -           | -                         | -          | -          | -           | -          |
| Riverside              | 64                       | 62                                    | 96.9        | 1.6                       | 6.5        | 1.6        | 90.3        | -          |
| Sacramento             | 126                      | 120                                   | 95.2        | 0.8                       | 2.5        | 0.8        | 93.3        | 4.2        |
| San Benito             | 6                        | 6                                     | 100.0       | -                         | -          | -          | 83.3        | 16.7       |
| San Bernardino         | 83                       | 82                                    | 98.8        | 1.2                       | 7.3        | 2.4        | 84.1        | 4.9        |
| San Diego              | 328                      | 325                                   | 99.1        | 1.2                       | 8.3        | 3.1        | 83.7        | 3.7        |
| San Francisco          | 176                      | 174                                   | 98.9        | -                         | 1.7        | 2.3        | 90.2        | 5.7        |
| San Joaquin            | 50                       | 50                                    | 100.0       | -                         | 4.0        | -          | 92.0        | 4.0        |
| San Luis Obispo        | 10                       | 9                                     | 90.0        | -                         | -          | 11.1       | 88.9        | -          |
| San Mateo              | 78                       | 78                                    | 100.0       | -                         | 1.3        | 1.3        | 92.3        | 5.1        |
| Santa Barbara          | 26                       | 26                                    | 100.0       | 3.8                       | 7.7        | 3.8        | 76.9        | 7.7        |
| Santa Clara            | 213                      | 211                                   | 99.1        | 0.5                       | 3.8        | 0.9        | 93.8        | 0.9        |
| Santa Cruz             | 7                        | 7                                     | 100.0       | -                         | -          | 28.6       | 71.4        | -          |
| Shasta                 | 4                        | 4                                     | 100.0       | -                         | -          | -          | 100.0       | -          |
| Sierra                 | -                        | -                                     | -           | -                         | -          | -          | -           | -          |
| Siskiyou               | -                        | -                                     | -           | -                         | -          | -          | -           | -          |
| Solano                 | 35                       | 34                                    | 97.1        | -                         | 8.8        | 2.9        | 85.3        | 2.9        |
| Sonoma                 | 9                        | 9                                     | 100.0       | -                         | 11.1       | -          | 88.9        | -          |
| Stanislaus             | 17                       | 17                                    | 100.0       | -                         | -          | 5.9        | 94.1        | -          |
| Sutter                 | 5                        | 5                                     | 100.0       | -                         | -          | -          | 100.0       | -          |
| Tehama                 | 1                        | 1                                     | 100.0       | -                         | -          | -          | 100.0       | -          |
| Trinity                | -                        | -                                     | -           | -                         | -          | -          | -           | -          |
| Tulare                 | 15                       | 15                                    | 100.0       | 6.7                       | 13.3       | -          | 80.0        | -          |
| Tuolumne               | 1                        | 1                                     | 100.0       | -                         | -          | -          | 100.0       | -          |
| Ventura                | 48                       | 48                                    | 100.0       | -                         | 4.2        | 2.1        | 79.2        | 14.6       |
| Yolo                   | 5                        | 5                                     | 100.0       | -                         | -          | -          | 100.0       | -          |
| Yuba                   | 3                        | 3                                     | 100.0       | -                         | -          | -          | 100.0       | -          |

\*I=isoniazid; R=rifampin; Z=pyrazinamide; S=streptomycin; E/S=ethambutol or streptomycin; Other=all other combinations.

-Indicates zero cases or zero percent.

**Table 27. Tuberculosis Cases by Type of Health Care Provider: Reporting Jurisdictions in California, 1999**

| Reporting Jurisdiction | Total Cases  | Cases w/ Initial Drug Regimen Prescribed | Cases w/ Information on Type of Health Care Provider |             | Type of Health Care Provider |             |                    |             |                                     |             |
|------------------------|--------------|--|--|-------------|------------------------------|-------------|--------------------|-------------|-------------------------------------|-------------|
|                        |              |  | No.  | %           | Health Department Only       |             | Private/Other Only |             | Both Health Dept. and Private/Other |             |
|                        |              |  |  |             | No.                          | %           | No.                | %           | No.                                 | %           |
| <b>California</b>      | <b>3,607</b> | <b>3,486</b>                             | <b>3,437</b>   | <b>98.6</b> | <b>1,775</b>                 | <b>51.6</b> | <b>983</b>         | <b>28.6</b> | <b>679</b>                          | <b>19.8</b> |
| Alameda                | 224          | 221                                      | 219  | 99.1        | 1                            | 0.5         | 168                | 76.7        | 50                                  | 22.8        |
| Alpine                 | -            | -  | -  | -           | -                            | -           | -                  | -           | -                                   | -           |
| Amador                 | 1            | 1  | 1  | 100.0       | -                            | -           | 1                  | 100.0       | -                                   | -           |
| Berkeley               | 17           | 15                                       | 15   | 100.0       | 2                            | 13.3        | 9                  | 60.0        | 4                                   | 26.7        |
| Butte                  | 4            | 3  | 3  | 100.0       | -                            | -           | -                  | -           | 3                                   | 100.0       |
| Calaveras              | -            | -  | -  | -           | -                            | -           | -                  | -           | -                                   | -           |
| Colusa                 | -            | -  | -  | -           | -                            | -           | -                  | -           | -                                   | -           |
| Contra Costa           | 97           | 96                                       | 96   | 100.0       | 46                           | 47.9        | 39                 | 40.6        | 11                                  | 11.5        |
| Del Norte              | -            | -  | -  | -           | -                            | -           | -                  | -           | -                                   | -           |
| El Dorado              | 1            | 1  | -  | -           | -                            | -           | -                  | -           | -                                   | -           |
| Fresno                 | 100          | 100                                      | 100  | 100.0       | 77                           | 77.0        | 13                 | 13.0        | 10                                  | 10.0        |
| Glenn                  | -            | -  | -  | -           | -                            | -           | -                  | -           | -                                   | -           |
| Humboldt               | 8            | 7  | 7  | 100.0       | -                            | -           | 1                  | 14.3        | 6                                   | 85.7        |
| Imperial               | 38           | 36                                       | 36   | 100.0       | 27                           | 75.0        | 2                  | 5.6         | 7                                   | 19.4        |
| Inyo                   | -            | -  | -  | -           | -                            | -           | -                  | -           | -                                   | -           |
| Kern                   | 62           | 59                                       | 59   | 100.0       | 8                            | 13.6        | 11                 | 18.6        | 40                                  | 67.8        |
| Kings                  | 11           | 11                                       | 11   | 100.0       | 8                            | 72.7        | 3                  | 27.3        | -                                   | -           |
| Lake                   | 2            | 2  | 2  | 100.0       | -                            | -           | 2                  | 100.0       | -                                   | -           |
| Lassen                 | 1            | 1  | 1  | 100.0       | -                            | -           | -                  | -           | 1                                   | 100.0       |
| Long Beach             | 88           | 85                                       | 84   | 98.8        | 54                           | 64.3        | 24                 | 28.6        | 6                                   | 7.1         |
| Los Angeles            | 1,168        | 1,128                                    | 1,116  | 98.9        | 612                          | 54.8        | 261                | 23.4        | 243                                 | 21.8        |
| Madera                 | 8            | 7  | 7  | 100.0       | 3                            | 42.9        | 2                  | 28.6        | 2                                   | 28.6        |
| Marin                  | 10           | 9  | 9  | 100.0       | 6                            | 66.7        | 3                  | 33.3        | -                                   | -           |
| Mariposa               | -            | -  | -  | -           | -                            | -           | -                  | -           | -                                   | -           |
| Mendocino              | 1            | 1  | 1  | 100.0       | 1                            | 100.0       | -                  | -           | -                                   | -           |
| Merced                 | 11           | 11                                       | 10   | 90.9        | 7                            | 70.0        | 3                  | 30.0        | -                                   | -           |
| Modoc                  | -            | -  | -  | -           | -                            | -           | -                  | -           | -                                   | -           |
| Mono                   | -            | -  | -  | -           | -                            | -           | -                  | -           | -                                   | -           |
| Monterey               | 48           | 48                                       | 46   | 95.8        | 2                            | 4.3         | 6                  | 13.0        | 38                                  | 82.6        |
| Napa                   | 3            | 3  | 3  | 100.0       | -                            | -           | 3                  | 100.0       | -                                   | -           |
| Nevada                 | 2            | 2  | 2  | 100.0       | 1                            | 50.0        | 1                  | 50.0        | -                                   | -           |
| Orange                 | 246          | 241                                      | 237  | 98.3        | 165                          | 69.6        | 18                 | 7.6         | 54                                  | 22.8        |
| Pasadena               | 8            | 8  | 8  | 100.0       | 6                            | 75.0        | 2                  | 25.0        | -                                   | -           |
| Placer                 | 3            | 3  | 3  | 100.0       | -                            | -           | -                  | -           | 3                                   | 100.0       |
| Plumas                 | -            | -  | -  | -           | -                            | -           | -                  | -           | -                                   | -           |
| Riverside              | 79           | 75                                       | 74   | 98.7        | 45                           | 60.8        | 15                 | 20.3        | 14                                  | 18.9        |
| Sacramento             | 95           | 92                                       | 92   | 100.0       | 73                           | 79.3        | 15                 | 16.3        | 4                                   | 4.3         |
| San Benito             | 5            | 4  | 4  | 100.0       | 2                            | 50.0        | 2                  | 50.0        | -                                   | -           |
| San Bernardino         | 113          | 101                                      | 93   | 92.1        | 48                           | 51.6        | 26                 | 28.0        | 19                                  | 20.4        |
| San Diego              | 299          | 292                                      | 288  | 98.6        | 106                          | 36.8        | 89                 | 30.9        | 93                                  | 32.3        |
| San Francisco          | 235          | 231                                      | 230  | 99.6        | 155                          | 67.4        | 70                 | 30.4        | 5                                   | 2.2         |
| San Joaquin            | 74           | 70                                       | 70   | 100.0       | 44                           | 62.9        | 24                 | 34.3        | 2                                   | 2.9         |
| San Luis Obispo        | 6            | 6  | 6  | 100.0       | 2                            | 33.3        | 2                  | 33.3        | 2                                   | 33.3        |
| San Mateo              | 63           | 61                                       | 58   | 95.1        | 37                           | 63.8        | 20                 | 34.5        | 1                                   | 1.7         |
| Santa Barbara          | 26           | 24                                       | 24   | 100.0       | 16                           | 66.7        | 3                  | 12.5        | 5                                   | 20.8        |
| Santa Clara            | 244          | 237                                      | 234  | 98.7        | 102                          | 43.6        | 113                | 48.3        | 19                                  | 8.1         |
| Santa Cruz             | 14           | 14                                       | 14   | 100.0       | 9                            | 64.3        | 5                  | 35.7        | -                                   | -           |
| Shasta                 | 5            | 5  | 5  | 100.0       | -                            | -           | -                  | -           | 5                                   | 100.0       |
| Sierra                 | -            | -  | -  | -           | -                            | -           | -                  | -           | -                                   | -           |
| Siskiyou               | 1            | 1  | 1  | 100.0       | -                            | -           | 1                  | 100.0       | -                                   | -           |
| Solano                 | 32           | 30                                       | 26   | 86.7        | 19                           | 73.1        | 3                  | 11.5        | 4                                   | 15.4        |
| Sonoma                 | 18           | 18                                       | 18   | 100.0       | 10                           | 55.6        | 4                  | 22.2        | 4                                   | 22.2        |
| Stanislaus             | 33           | 28                                       | 28   | 100.0       | 19                           | 67.9        | 6                  | 21.4        | 3                                   | 10.7        |
| Sutter                 | 6            | 6  | 5  | 83.3        | 2                            | 40.0        | 2                  | 40.0        | 1                                   | 20.0        |
| Tehama                 | 2            | 2  | 2  | 100.0       | -                            | -           | -                  | -           | 2                                   | 100.0       |
| Trinity                | -            | -  | -  | -           | -                            | -           | -                  | -           | -                                   | -           |
| Tulare                 | 22           | 20                                       | 20   | 100.0       | 15                           | 75.0        | 1                  | 5.0         | 4                                   | 20.0        |
| Tuolumne               | -            | -  | -  | -           | -                            | -           | -                  | -           | -                                   | -           |
| Ventura                | 62           | 60                                       | 59   | 98.3        | 44                           | 74.6        | 6                  | 10.2        | 9                                   | 15.3        |
| Yolo                   | 9            | 9  | 9  | 100.0       | -                            | -           | 4                  | 44.4        | 5                                   | 55.6        |
| Yuba                   | 2            | 1  | 1  | 100.0       | 1                            | 100.0       | -                  | -           | -                                   | -           |

-Indicates zero cases or zero percent.

**Table 28. Tuberculosis Cases by Type of Therapy Administration: Reporting Jurisdictions in California, 1999**

| Reporting Jurisdiction | Total Cases  | Cases w/ Initial Drug Regimen Prescribed | Cases w/ Information on Type of Therapy Administration |             | Type of Therapy Administration* |             |              |             |             |             |
|------------------------|--------------|--|--|-------------|---------------------------------|-------------|--------------|-------------|-------------|-------------|
|                        |              |  | No.  | %           | SAT Only                        |             | DOT Only     |             | DOT and SAT |             |
|                        |              |  |  |             | No.                             | %           | No.          | %           | No.         | %           |
| <b>California</b>      | <b>3,607</b> | <b>3,486</b>                             | <b>3,412</b>   | <b>97.9</b> | <b>1,062</b>                    | <b>31.1</b> | <b>1,616</b> | <b>47.4</b> | <b>734</b>  | <b>21.5</b> |
| Alameda                | 224          | 221                                      | 218  | 98.6        | 112                             | 51.4        | 42           | 19.3        | 64          | 29.4        |
| Alpine                 | -            | -  | -  | -           | -                               | -           | -            | -           | -           | -           |
| Amador                 | 1            | 1  | 1  | 100.0       | 1                               | 100.0       | -            | -           | -           | -           |
| Berkeley               | 17           | 15                                       | 15   | 100.0       | 5                               | 33.3        | 7            | 46.7        | 3           | 20.0        |
| Butte                  | 4            | 3  | 3  | 100.0       | -                               | -           | 1            | 33.3        | 2           | 66.7        |
| Calaveras              | -            | -  | -  | -           | -                               | -           | -            | -           | -           | -           |
| Colusa                 | -            | -  | -  | -           | -                               | -           | -            | -           | -           | -           |
| Contra Costa           | 97           | 96                                       | 95   | 99.0        | 54                              | 56.8        | 3            | 3.2         | 38          | 40.0        |
| Del Norte              | -            | -  | -  | -           | -                               | -           | -            | -           | -           | -           |
| El Dorado              | 1            | 1  | -  | -           | -                               | -           | -            | -           | -           | -           |
| Fresno                 | 100          | 100                                      | 100  | 100.0       | 10                              | 10.0        | 23           | 23.0        | 67          | 67.0        |
| Glenn                  | -            | -  | -  | -           | -                               | -           | -            | -           | -           | -           |
| Humboldt               | 8            | 7  | 7  | 100.0       | 4                               | 57.1        | 2            | 28.6        | 1           | 14.3        |
| Imperial               | 38           | 36                                       | 36   | 100.0       | 13                              | 36.1        | 17           | 47.2        | 6           | 16.7        |
| Inyo                   | -            | -  | -  | -           | -                               | -           | -            | -           | -           | -           |
| Kern                   | 62           | 59                                       | 58   | 98.3        | 5                               | 8.6         | 23           | 39.7        | 30          | 51.7        |
| Kings                  | 11           | 11                                       | 11   | 100.0       | -                               | -           | 7            | 63.6        | 4           | 36.4        |
| Lake                   | 2            | 2  | 2  | 100.0       | 1                               | 50.0        | -            | -           | 1           | 50.0        |
| Lassen                 | 1            | 1  | 1  | 100.0       | 1                               | 100.0       | -            | -           | -           | -           |
| Long Beach             | 88           | 85                                       | 83   | 97.6        | 41                              | 49.4        | 29           | 34.9        | 13          | 15.7        |
| Los Angeles            | 1,168        | 1,128                                    | 1,102  | 97.7        | 334                             | 30.3        | 768          | 69.7        | -           | -           |
| Madera                 | 8            | 7  | 7  | 100.0       | 1                               | 14.3        | 4            | 57.1        | 2           | 28.6        |
| Marin                  | 10           | 9  | 9  | 100.0       | 1                               | 11.1        | 3            | 33.3        | 5           | 55.6        |
| Mariposa               | -            | -  | -  | -           | -                               | -           | -            | -           | -           | -           |
| Mendocino              | 1            | 1  | 1  | 100.0       | -                               | -           | 1            | 100.0       | -           | -           |
| Merced                 | 11           | 11                                       | 10   | 90.9        | 4                               | 40.0        | 5            | 50.0        | 1           | 10.0        |
| Modoc                  | -            | -  | -  | -           | -                               | -           | -            | -           | -           | -           |
| Mono                   | -            | -  | -  | -           | -                               | -           | -            | -           | -           | -           |
| Monterey               | 48           | 48                                       | 45   | 93.8        | 14                              | 31.1        | 8            | 17.8        | 23          | 51.1        |
| Napa                   | 3            | 3  | 3  | 100.0       | 3                               | 100.0       | -            | -           | -           | -           |
| Nevada                 | 2            | 2  | 2  | 100.0       | 1                               | 50.0        | 1            | 50.0        | -           | -           |
| Orange                 | 246          | 241                                      | 237  | 98.3        | 7                               | 3.0         | 190          | 80.2        | 40          | 16.9        |
| Pasadena               | 8            | 8  | 8  | 100.0       | 2                               | 25.0        | 6            | 75.0        | -           | -           |
| Placer                 | 3            | 3  | 3  | 100.0       | 1                               | 33.3        | -            | -           | 2           | 66.7        |
| Plumas                 | -            | -  | -  | -           | -                               | -           | -            | -           | -           | -           |
| Riverside              | 79           | 75                                       | 73   | 97.3        | 25                              | 34.2        | 19           | 26.0        | 29          | 39.7        |
| Sacramento             | 95           | 92                                       | 91   | 98.9        | 11                              | 12.1        | 72           | 79.1        | 8           | 8.8         |
| San Benito             | 5            | 4  | 4  | 100.0       | 1                               | 25.0        | 3            | 75.0        | -           | -           |
| San Bernardino         | 113          | 101                                      | 90   | 89.1        | 19                              | 21.1        | 15           | 16.7        | 56          | 62.2        |
| San Diego              | 299          | 292                                      | 288  | 98.6        | 53                              | 18.4        | 133          | 46.2        | 102         | 35.4        |
| San Francisco          | 235          | 231                                      | 230  | 99.6        | 139                             | 60.4        | 60           | 26.1        | 31          | 13.5        |
| San Joaquin            | 74           | 70                                       | 70   | 100.0       | 16                              | 22.9        | 8            | 11.4        | 46          | 65.7        |
| San Luis Obispo        | 6            | 6  | 5  | 83.3        | 1                               | 20.0        | -            | -           | 4           | 80.0        |
| San Mateo              | 63           | 61                                       | 58   | 95.1        | 19                              | 32.8        | 36           | 62.1        | 3           | 5.2         |
| Santa Barbara          | 26           | 24                                       | 24   | 100.0       | 1                               | 4.2         | 6            | 25.0        | 17          | 70.8        |
| Santa Clara            | 244          | 237                                      | 234  | 98.7        | 98                              | 41.9        | 56           | 23.9        | 80          | 34.2        |
| Santa Cruz             | 14           | 14                                       | 14   | 100.0       | 3                               | 21.4        | 10           | 71.4        | 1           | 7.1         |
| Shasta                 | 5            | 5  | 5  | 100.0       | 2                               | 40.0        | 1            | 20.0        | 2           | 40.0        |
| Sierra                 | -            | -  | -  | -           | -                               | -           | -            | -           | -           | -           |
| Siskiyou               | 1            | 1  | 1  | 100.0       | 1                               | 100.0       | -            | -           | -           | -           |
| Solano                 | 32           | 30                                       | 26   | 86.7        | 4                               | 15.4        | 7            | 26.9        | 15          | 57.7        |
| Sonoma                 | 18           | 18                                       | 18   | 100.0       | 5                               | 27.8        | 1            | 5.6         | 12          | 66.7        |
| Stanislaus             | 33           | 28                                       | 28   | 100.0       | 5                               | 17.9        | 17           | 60.7        | 6           | 21.4        |
| Sutter                 | 6            | 6  | 5  | 83.3        | 2                               | 40.0        | 2            | 40.0        | 1           | 20.0        |
| Tehama                 | 2            | 2  | 2  | 100.0       | -                               | -           | -            | -           | 2           | 100.0       |
| Trinity                | -            | -  | -  | -           | -                               | -           | -            | -           | -           | -           |
| Tulare                 | 22           | 20                                       | 20   | 100.0       | 2                               | 10.0        | 11           | 55.0        | 7           | 35.0        |
| Tuolumne               | -            | -  | -  | -           | -                               | -           | -            | -           | -           | -           |
| Ventura                | 62           | 60                                       | 59   | 98.3        | 34                              | 57.6        | 18           | 30.5        | 7           | 11.9        |
| Yolo                   | 9            | 9  | 9  | 100.0       | 6                               | 66.7        | 1            | 11.1        | 2           | 22.2        |
| Yuba                   | 2            | 1  | 1  | 100.0       | -                               | -           | -            | -           | 1           | 100.0       |

\* SAT=self-administered therapy; DOT=directly observed therapy  
 -Indicates zero cases or zero percent.



**Table 29. Tuberculosis Cases by AIDS Diagnosis (Dx)\*: Reporting Jurisdictions in California, 1994-2000**

|                           | 1994         |            |            | 1995         |            |            | 1996         |            |            | 1997         |            |            | 1998         |            |            | 1999         |            |            | 2000         |            |            |
|---------------------------|--------------|------------|------------|--------------|------------|------------|--------------|------------|------------|--------------|------------|------------|--------------|------------|------------|--------------|------------|------------|--------------|------------|------------|
|                           | Total        | AIDS Dx    |            | Total        | AIDS Dx    |            | Total        | AIDS Dx    |            | Total        | AIDS Dx    |            | Total        | AIDS Dx    |            | Total        | AIDS Dx    |            | Total        | AIDS Dx    |            |
|                           | Cases        | No.        | %          | Cases        | No.        | %          | Cases        | No.        | %          | Cases        | No.        | %          | Cases        | No.        | %          | Cases        | No.        | %          | Cases        | No.        | %          |
| <b>California</b>         | <b>4,835</b> | <b>476</b> | <b>9.8</b> | <b>4,656</b> | <b>402</b> | <b>8.6</b> | <b>4,288</b> | <b>334</b> | <b>7.8</b> | <b>4,045</b> | <b>266</b> | <b>6.6</b> | <b>3,851</b> | <b>227</b> | <b>5.9</b> | <b>3,606</b> | <b>220</b> | <b>6.1</b> | <b>3,292</b> | <b>144</b> | <b>4.4</b> |
| Alameda                   | 200          | 14         | 7.0        | 238          | 14         | 5.9        | 234          | 21         | 9.0        | 192          | 6          | 3.1        | 223          | 12         | 5.4        | 224          | 7          | 3.1        | 241          | 9          | 3.7        |
| Contra Costa              | 99           | 16         | 16.2       | 103          | 9          | 8.7        | 117          | 6          | 5.1        | 105          | 7          | 6.7        | 102          | 3          | 2.9        | 97           | 2          | 2.1        | 78           | 3          | 3.8        |
| Fresno                    | 77           | 3          | 3.9        | 72           | 3          | 4.2        | 68           | 2          | 2.9        | 92           | 7          | 7.6        | 115          | 4          | 3.5        | 100          | 10         | 10.0       | 90           | 3          | 3.3        |
| Imperial                  | 38           | -          | -          | 38           | 1          | 2.6        | 40           | 1          | 2.5        | 39           | 1          | 2.6        | 39           | -          | -          | 38           | -          | -          | 26           | -          | -          |
| Kern                      | 111          | 5          | 4.5        | 78           | 3          | 3.8        | 71           | 2          | 2.8        | 63           | 4          | 6.3        | 48           | 2          | 4.2        | 62           | 5          | 8.1        | 49           | 2          | 4.1        |
| Kings                     | 15           | -          | -          | 18           | -          | -          | 31           | 1          | 3.2        | 14           | 2          | 14.3       | 18           | 4          | 22.2       | 11           | 1          | 9.1        | 8            | -          | -          |
| Long Beach                | 103          | 2          | 1.9        | 91           | 1          | 1.1        | 98           | 11         | 11.2       | 99           | 4          | 4.0        | 57           | 2          | 3.5        | 88           | 8          | 9.1        | 63           | 3          | 4.8        |
| Los Angeles               | 1,790        | 241        | 13.5       | 1,615        | 201        | 12.4       | 1,370        | 124        | 9.1        | 1,346        | 120        | 8.9        | 1,293        | 111        | 8.6        | 1,168        | 86         | 7.4        | 1,061        | 59         | 5.6        |
| Madera                    | 16           | 2          | 12.5       | 11           | -          | -          | 10           | -          | -          | 10           | -          | -          | 6            | -          | -          | 8            | -          | -          | 14           | -          | -          |
| Marin                     | 17           | 4          | 23.5       | 22           | 3          | 13.6       | 16           | -          | -          | 12           | 1          | 8.3        | 20           | 1          | 5.0        | 10           | 1          | 10.0       | 11           | 2          | 18.2       |
| Merced                    | 20           | -          | -          | 18           | -          | -          | 19           | -          | -          | 11           | -          | -          | 8            | -          | -          | 11           | 1          | 9.1        | 10           | 1          | 10.0       |
| Monterey                  | 42           | 1          | 2.4        | 53           | -          | -          | 36           | 3          | 8.3        | 45           | 1          | 2.2        | 48           | 1          | 2.1        | 48           | 3          | 6.3        | 39           | -          | -          |
| Orange                    | 364          | 14         | 3.8        | 336          | 16         | 4.8        | 273          | 9          | 3.3        | 330          | 16         | 4.8        | 298          | 11         | 3.7        | 246          | 10         | 4.1        | 246          | 14         | 5.7        |
| Pasadena                  | 13           | -          | -          | 27           | 3          | 11.1       | 24           | 4          | 16.7       | 11           | 1          | 9.1        | 19           | -          | -          | 8            | 1          | 12.5       | 13           | -          | -          |
| Riverside                 | 105          | 9          | 8.6        | 95           | 9          | 9.5        | 98           | 11         | 11.2       | 66           | 9          | 13.6       | 74           | 2          | 2.7        | 79           | 6          | 7.6        | 71           | 3          | 4.2        |
| Sacramento                | 130          | 8          | 6.2        | 135          | 1          | 0.7        | 148          | 6          | 4.1        | 141          | 4          | 2.8        | 112          | 4          | 3.6        | 95           | 3          | 3.2        | 118          | -          | -          |
| San Bernardino            | 133          | 18         | 13.5       | 123          | 12         | 9.8        | 128          | 19         | 14.8       | 128          | 10         | 7.8        | 100          | 6          | 6.0        | 113          | 7          | 6.2        | 104          | 6          | 5.8        |
| San Diego                 | 420          | 47         | 11.2       | 438          | 36         | 8.2        | 384          | 31         | 8.1        | 332          | 25         | 7.5        | 342          | 31         | 9.1        | 299          | 24         | 8.0        | 295          | 14         | 4.7        |
| San Francisco             | 280          | 59         | 21.1       | 270          | 49         | 18.1       | 261          | 40         | 15.3       | 241          | 24         | 10.0       | 207          | 18         | 8.7        | 235          | 25         | 10.6       | 170          | 9          | 5.3        |
| San Joaquin               | 95           | 3          | 3.2        | 77           | 2          | 2.6        | 72           | -          | -          | 64           | 4          | 6.3        | 65           | 4          | 6.2        | 74           | 3          | 4.1        | 72           | 2          | 2.8        |
| San Luis Obispo           | 26           | 2          | 7.7        | 14           | 2          | 14.3       | 11           | -          | -          | 9            | -          | -          | 16           | 1          | 6.3        | 6            | -          | -          | 9            | -          | -          |
| San Mateo                 | 75           | 6          | 8.0        | 86           | 3          | 3.5        | 92           | 5          | 5.4        | 85           | 2          | 2.4        | 80           | 3          | 3.8        | 63           | 2          | 3.2        | 46           | -          | -          |
| Santa Barbara             | 75           | 2          | 2.7        | 63           | -          | -          | 69           | 1          | 1.4        | 37           | 1          | 2.7        | 31           | 1          | 3.2        | 25           | 1          | 4.0        | 22           | 1          | 4.5        |
| Santa Clara               | 282          | 7          | 2.5        | 285          | 7          | 2.5        | 296          | 8          | 2.7        | 258          | 6          | 2.3        | 252          | 3          | 1.2        | 244          | 4          | 1.6        | 234          | 5          | 2.1        |
| Solano                    | 37           | 5          | 13.5       | 65           | 15         | 23.1       | 52           | 7          | 13.5       | 45           | 1          | 2.2        | 51           | -          | -          | 32           | 1          | 3.1        | 27           | -          | -          |
| Sonoma                    | 29           | -          | -          | 19           | -          | -          | 24           | 1          | 4.2        | 12           | -          | -          | 16           | 1          | 6.3        | 18           | -          | -          | 16           | -          | -          |
| Stanislaus                | 20           | -          | -          | 29           | -          | -          | 26           | 2          | 7.7        | 35           | 1          | 2.9        | 25           | 1          | 4.0        | 33           | 2          | 6.1        | 18           | 3          | 16.7       |
| Tulare                    | 50           | 1          | 2.0        | 41           | -          | -          | 36           | 3          | 8.3        | 24           | -          | -          | 27           | -          | -          | 22           | 1          | 4.5        | 17           | -          | -          |
| Ventura                   | 63           | 3          | 4.8        | 73           | 3          | 4.1        | 70           | 4          | 5.7        | 78           | 4          | 5.1        | 57           | 1          | 1.8        | 62           | 1          | 1.6        | 44           | 2          | 4.5        |
| Yolo                      | 18           | 3          | 16.7       | 10           | -          | -          | 14           | 2          | 14.3       | 14           | 1          | 7.1        | 8            | -          | -          | 9            | 1          | 11.1       | 9            | -          | -          |
| All Other Jurisdictions** | 92           | 1          | 1.1        | 113          | 9          | 8.0        | 100          | 10         | 10.0       | 107          | 4          | 3.7        | 94           | -          | -          | 78           | 4          | 5.1        | 71           | 3          | 4.2        |

\*Match found in AIDS Case Registry, California Office of AIDS.

\*\*Reporting jurisdictions with fewer than 5 cases in any year (1994-2000).

- Indicates zero cases or zero percent.

**Table 30. Tuberculosis Cases Among Residents of Correctional Facilities\*: Reporting Jurisdictions in California, 2001**

| Reporting Jurisdiction    | Total Cases  | Cases with Information on Residence in a |             | Cases Diagnosed in    |            | Cases by Type of Correctional Facility |             |            |             |               |             |
|---------------------------|--------------|--|-------------|-----------------------|------------|--|-------------|------------|-------------|---------------|-------------|
|                           |              | Correctional Facility                    |             | Correctional Facility |            | State Prison                           |             | Local Jail |             | Other/Unknown |             |
|                           |              | No.                                      | %           | No.                   | %          | No.                                    | %           | No.        | %           | No.           | %           |
| <b>California</b>         | <b>3,332</b> | <b>3,324</b>                             | <b>99.8</b> | <b>116</b>            | <b>3.5</b> | <b>21</b>                              | <b>18.1</b> | <b>57</b>  | <b>49.1</b> | <b>38</b>     | <b>32.8</b> |
| Alameda                   | 196          | 196                                      | 100.0       | 6                     | 3.1        | -                                      | -           | 5          | 83.3        | 1             | 16.7        |
| Berkeley                  | 12           | 12                                       | 100.0       | -                     | -          | -                                      | -           | -          | -           | -             | -           |
| Butte                     | 5            | 5  | 100.0       | -                     | -          | -                                      | -           | -          | -           | -             | -           |
| Contra Costa              | 105          | 105                                      | 100.0       | 2                     | 1.9        | -                                      | -           | 1          | 50.0        | 1             | 50.0        |
| El Dorado                 | 5            | 5  | 100.0       | -                     | -          | -                                      | -           | -          | -           | -             | -           |
| Fresno                    | 98           | 98                                       | 100.0       | 2                     | 2.0        | 1                                      | 50.0        | 1          | 50.0        | -             | -           |
| Humboldt                  | 7            | 7  | 100.0       | -                     | -          | -                                      | -           | -          | -           | -             | -           |
| Imperial                  | 25           | 25                                       | 100.0       | 6                     | 24.0       | 1                                      | 16.7        | -          | -           | 5             | 83.3        |
| Kern                      | 49           | 49                                       | 100.0       | 10                    | 20.4       | 6                                      | 60.0        | 1          | 10.0        | 3             | 30.0        |
| Kings                     | 11           | 11                                       | 100.0       | 4                     | 36.4       | 4                                      | 100.0       | -          | -           | -             | -           |
| Long Beach                | 50           | 50                                       | 100.0       | 4                     | 8.0        | 1                                      | 25.0        | 3          | 75.0        | -             | -           |
| Los Angeles               | 1,046        | 1,044                                    | 99.8        | 21                    | 2.0        | -                                      | -           | 16         | 76.2        | 5             | 23.8        |
| Madera                    | 11           | 11                                       | 100.0       | 1                     | 9.1        | -                                      | -           | -          | -           | 1             | 100.0       |
| Marin                     | 15           | 15                                       | 100.0       | 1                     | 6.7        | 1                                      | 100.0       | -          | -           | -             | -           |
| Merced                    | 15           | 15                                       | 100.0       | -                     | -          | -                                      | -           | -          | -           | -             | -           |
| Monterey                  | 39           | 39                                       | 100.0       | 1                     | 2.6        | 1                                      | 100.0       | -          | -           | -             | -           |
| Orange                    | 278          | 277                                      | 99.6        | 12                    | 4.3        | -                                      | -           | 10         | 83.3        | 2             | 16.7        |
| Pasadena                  | 17           | 17                                       | 100.0       | 1                     | 5.9        | -                                      | -           | 1          | 100.0       | -             | -           |
| Riverside                 | 66           | 66                                       | 100.0       | 4                     | 6.1        | 1                                      | 25.0        | 1          | 25.0        | 2             | 50.0        |
| Sacramento                | 130          | 130                                      | 100.0       | 4                     | 3.1        | -                                      | -           | 4          | 100.0       | -             | -           |
| San Benito                | 6            | 6  | 100.0       | -                     | -          | -                                      | -           | -          | -           | -             | -           |
| San Bernardino            | 83           | 83                                       | 100.0       | 4                     | 4.8        | -                                      | -           | 2          | 50.0        | 2             | 50.0        |
| San Diego                 | 332          | 332                                      | 100.0       | 23                    | 6.9        | 2                                      | 8.7         | 5          | 21.7        | 16            | 69.6        |
| San Francisco             | 182          | 182                                      | 100.0       | 2                     | 1.1        | -                                      | -           | 2          | 100.0       | -             | -           |
| San Joaquin               | 51           | 51                                       | 100.0       | 2                     | 3.9        | -                                      | -           | 2          | 100.0       | -             | -           |
| San Luis Obispo           | 11           | 11                                       | 100.0       | 1                     | 9.1        | 1                                      | 100.0       | -          | -           | -             | -           |
| San Mateo                 | 78           | 77                                       | 98.7        | -                     | -          | -                                      | -           | -          | -           | -             | -           |
| Santa Barbara             | 26           | 26                                       | 100.0       | -                     | -          | -                                      | -           | -          | -           | -             | -           |
| Santa Clara               | 215          | 212                                      | 98.6        | 3                     | 1.4        | -                                      | -           | 3          | 100.0       | -             | -           |
| Santa Cruz                | 7            | 7  | 100.0       | -                     | -          | -                                      | -           | -          | -           | -             | -           |
| Solano                    | 35           | 35                                       | 100.0       | 2                     | 5.7        | 2                                      | 100.0       | -          | -           | -             | -           |
| Sonoma                    | 9            | 9  | 100.0       | -                     | -          | -                                      | -           | -          | -           | -             | -           |
| Stanislaus                | 18           | 18                                       | 100.0       | -                     | -          | -                                      | -           | -          | -           | -             | -           |
| Sutter                    | 5            | 5  | 100.0       | -                     | -          | -                                      | -           | -          | -           | -             | -           |
| Tulare                    | 15           | 15                                       | 100.0       | -                     | -          | -                                      | -           | -          | -           | -             | -           |
| Ventura                   | 52           | 52                                       | 100.0       | -                     | -          | -                                      | -           | -          | -           | -             | -           |
| Yolo                      | 5            | 5  | 100.0       | -                     | -          | -                                      | -           | -          | -           | -             | -           |
| All Other Jurisdictions** | 22           | 21                                       | 95.5        | -                     | -          | -                                      | -           | -          | -           | -             | -           |

\*Residence in correctional facility at time of diagnosis.

-Indicates zero cases or zero percent.

\*\* Reporting jurisdictions with fewer than 5 cases.

**Table 31. Tuberculosis Cases by Homeless Status\*: Reporting Jurisdictions in California, 2001**

| Reporting Jurisdiction    | Total Cases  | Cases with Information on Homeless Status |             | Cases with Homeless Status |            |
|---------------------------|--------------|---|-------------|----------------------------|------------|
|                           |              | No.                                       | %           | No.                        | %          |
|                           |              |   |             |                            |            |
| <b>California</b>         | <b>3,332</b> | <b>3,298</b>                              | <b>99.0</b> | <b>234</b>                 | <b>7.1</b> |
| Alameda                   | 196          | 196                                       | 100.0       | 4                          | 2          |
| Berkeley                  | 12           | 12  | 100.0       | 4                          | 33.3       |
| Butte                     | 5            | 5   | 100.0       | -                          | -          |
| Contra Costa              | 105          | 102                                       | 97.1        | 10                         | 9.8        |
| El Dorado                 | 5            | 4   | 80.0        | 1                          | 25         |
| Fresno                    | 98           | 97  | 99.0        | 15                         | 15.5       |
| Humboldt                  | 7            | 7   | 100.0       | 2                          | 28.6       |
| Imperial                  | 25           | 25  | 100.0       | -                          | -          |
| Kern                      | 49           | 49  | 100.0       | 6                          | 12.2       |
| Kings                     | 11           | 9   | 81.8        | -                          | -          |
| Long Beach                | 50           | 50  | 100.0       | 8                          | 16         |
| Los Angeles               | 1,046        | 1,029                                     | 98.4        | 71                         | 6.9        |
| Madera                    | 11           | 11  | 100.0       | 1                          | 9.1        |
| Marin                     | 15           | 15  | 100.0       | -                          | -          |
| Merced                    | 15           | 14  | 93.3        | 1                          | 7.1        |
| Monterey                  | 39           | 39  | 100.0       | 4                          | 10.3       |
| Orange                    | 278          | 276                                       | 99.3        | 7                          | 2.5        |
| Pasadena                  | 17           | 17  | 100.0       | -                          | -          |
| Riverside                 | 66           | 66  | 100.0       | 3                          | 4.5        |
| Sacramento                | 130          | 130                                       | 100.0       | 15                         | 11.5       |
| San Benito                | 6            | 6   | 100.0       | 2                          | 33.3       |
| San Bernardino            | 83           | 82  | 98.8        | 5                          | 6.1        |
| San Diego                 | 332          | 332                                       | 100.0       | 26                         | 7.8        |
| San Francisco             | 182          | 182                                       | 100.0       | 23                         | 12.6       |
| San Joaquin               | 51           | 51  | 100.0       | 9                          | 17.6       |
| San Luis Obispo           | 11           | 11  | 100.0       | -                          | -          |
| San Mateo                 | 78           | 77  | 98.7        | 3                          | 3.9        |
| Santa Barbara             | 26           | 26  | 100.0       | 1                          | 3.8        |
| Santa Clara               | 215          | 211                                       | 98.1        | 8                          | 3.8        |
| Santa Cruz                | 7            | 7   | 100.0       | -                          | -          |
| Solano                    | 35           | 35  | 100.0       | 1                          | 2.9        |
| Sonoma                    | 9            | 9   | 100.0       | -                          | -          |
| Stanislaus                | 18           | 18  | 100.0       | -                          | -          |
| Sutter                    | 5            | 5   | 100.0       | -                          | -          |
| Tulare                    | 15           | 15  | 100.0       | -                          | -          |
| Ventura                   | 52           | 52  | 100.0       | 2                          | 3.8        |
| Yolo                      | 5            | 5   | 100.0       | -                          | -          |
| All Other Jurisdictions** | 22           | 21  | 95.5        | 2                          | 9.5        |

\*Homeless within past 12 months.

-Indicates zero cases or zero percent.

\*\* Reporting jurisdictions with fewer than 5 cases.

Tuberculosis Control Branch, California Department of Health Services

**Table 32. Tuberculosis Cases Among Persons in Long-term Care Facilities\*: Reporting Jurisdictions in California, 2001**

| Reporting Jurisdiction    | Total Cases  | Cases with Information On Residence in Long-term Care |             | Cases Diagnosed in a Long-term Care Facility |            |
|---------------------------|--------------|---|-------------|--|------------|
|                           |              | No.   | %           | No.  | %          |
|                           |              |   |             |  |            |
| <b>California</b>         | <b>3,332</b> | <b>3,322</b>  | <b>99.7</b> | <b>68</b>                                    | <b>2.0</b> |
| Alameda                   | 196          | 196   | 100.0       | 4  | 2.0        |
| Berkeley                  | 12           | 12  | 100.0       | -  | -          |
| Butte                     | 5            | 5   | 100.0       | -  | -          |
| Contra Costa              | 105          | 105   | 100.0       | 1  | 1.0        |
| El Dorado                 | 5            | 5   | 100.0       | -  | -          |
| Fresno                    | 98           | 97  | 99.0        | 2  | 2.1        |
| Humboldt                  | 7            | 7   | 100.0       | -  | -          |
| Imperial                  | 25           | 25  | 100.0       | 1  | 4.0        |
| Kern                      | 49           | 49  | 100.0       | 4  | 8.2        |
| Kings                     | 11           | 11  | 100.0       | -  | -          |
| Long Beach                | 50           | 50  | 100.0       | 6  | 12.0       |
| Los Angeles               | 1,046        | 1,044   | 99.8        | 18   | 1.7        |
| Madera                    | 11           | 11  | 100.0       | -  | -          |
| Marin                     | 15           | 15  | 100.0       | 1  | 6.7        |
| Merced                    | 15           | 15  | 100.0       | -  | -          |
| Monterey                  | 39           | 39  | 100.0       | 2  | 5.1        |
| Orange                    | 278          | 277   | 99.6        | 7  | 2.5        |
| Pasadena                  | 17           | 17  | 100.0       | 1  | 5.9        |
| Riverside                 | 66           | 66  | 100.0       | 2  | 3.0        |
| Sacramento                | 130          | 130   | 100.0       | -  | -          |
| San Benito                | 6            | 6   | 100.0       | -  | -          |
| San Bernardino            | 83           | 83  | 100.0       | 2  | 2.4        |
| San Diego                 | 332          | 332   | 100.0       | 6  | 1.8        |
| San Francisco             | 182          | 182   | 100.0       | 2  | 1.1        |
| San Joaquin               | 51           | 51  | 100.0       | 2  | 3.9        |
| San Luis Obispo           | 11           | 11  | 100.0       | -  | -          |
| San Mateo                 | 78           | 77  | 98.7        | -  | -          |
| Santa Barbara             | 26           | 26  | 100.0       | -  | -          |
| Santa Clara               | 215          | 211   | 98.1        | 4  | 1.9        |
| Santa Cruz                | 7            | 7   | 100.0       | -  | -          |
| Solano                    | 35           | 35  | 100.0       | -  | -          |
| Sonoma                    | 9            | 9   | 100.0       | -  | -          |
| Stanislaus                | 18           | 18  | 100.0       | 2  | 11.1       |
| Sutter                    | 5            | 5   | 100.0       | -  | -          |
| Tulare                    | 15           | 15  | 100.0       | -  | -          |
| Ventura                   | 52           | 52  | 100.0       | 1  | 1.9        |
| Yolo                      | 5            | 5   | 100.0       | -  | -          |
| All Other Jurisdictions** | 22           | 21  | 95.5        | -  | -          |

\*Residence in long-term care facility at time of diagnosis.

-Indicates zero cases or zero percent.

\*\*Reporting jurisdictions with fewer than 5 cases.

Tuberculosis Control Branch, Department of Health Services

**Table 33. Tuberculosis Cases Among Persons Using Injecting Drugs\*: Reporting Jurisdictions in California, 2001**

| Reporting Jurisdiction    | Total Cases  | Cases with Information on Injecting Drug Use |             | Cases with Injecting Drug Use** |            |
|---------------------------|--------------|--|-------------|---------------------------------|------------|
|                           |              | No.  | %           | No.                             | %          |
| <b>California</b>         | <b>3,332</b> | <b>3,210</b>                                 | <b>96.3</b> | <b>87</b>                       | <b>2.7</b> |
| Alameda                   | 196          | 195  | 99.5        | 5                               | 2.6        |
| Berkeley                  | 12           | 11   | 91.7        | -                               | -          |
| Butte                     | 5            | 5  | 100.0       | -                               | -          |
| Contra Costa              | 105          | 99   | 94.3        | 6                               | 6.1        |
| El Dorado                 | 5            | 5  | 100.0       | -                               | -          |
| Fresno                    | 98           | 82   | 83.7        | 1                               | 1.2        |
| Humboldt                  | 7            | 7  | 100.0       | 2                               | 28.6       |
| Imperial                  | 25           | 25   | 100.0       | 1                               | 4.0        |
| Kern                      | 49           | 47   | 95.9        | 6                               | 12.8       |
| Kings                     | 11           | 9  | 81.8        | -                               | -          |
| Long Beach                | 50           | 50   | 100.0       | -                               | -          |
| Los Angeles               | 1,046        | 1,017  | 97.2        | 22                              | 2.2        |
| Madera                    | 11           | 11   | 100.0       | -                               | -          |
| Marin                     | 15           | 14   | 93.3        | 1                               | 7.1        |
| Merced                    | 15           | 14   | 93.3        | -                               | -          |
| Monterey                  | 39           | 38   | 97.4        | 1                               | 2.6        |
| Orange                    | 278          | 271  | 97.5        | 2                               | 0.7        |
| Pasadena                  | 17           | 16   | 94.1        | 1                               | 6.3        |
| Riverside                 | 66           | 61   | 92.4        | 3                               | 4.9        |
| Sacramento                | 130          | 106  | 81.5        | 6                               | 5.7        |
| San Benito                | 6            | 6  | 100.0       | -                               | -          |
| San Bernardino            | 83           | 80   | 96.4        | 1                               | 1.3        |
| San Diego                 | 332          | 332  | 100.0       | 12                              | 3.6        |
| San Francisco             | 182          | 178  | 97.8        | 8                               | 4.5        |
| San Joaquin               | 51           | 51   | 100.0       | 4                               | 7.8        |
| San Luis Obispo           | 11           | 11   | 100.0       | -                               | -          |
| San Mateo                 | 78           | 75   | 96.2        | -                               | -          |
| Santa Barbara             | 26           | 26   | 100.0       | -                               | -          |
| Santa Clara               | 215          | 212  | 98.6        | 2                               | 0.9        |
| Santa Cruz                | 7            | 7  | 100.0       | -                               | -          |
| Solano                    | 35           | 32   | 91.4        | -                               | -          |
| Sonoma                    | 9            | 8  | 88.9        | 1                               | 12.5       |
| Stanislaus                | 18           | 18   | 100.0       | -                               | -          |
| Sutter                    | 5            | 5  | 100.0       | -                               | -          |
| Tulare                    | 15           | 15   | 100.0       | 1                               | 6.7        |
| Ventura                   | 52           | 50   | 96.2        | 1                               | 2.0        |
| Yolo                      | 5            | 5  | 100.0       | -                               | -          |
| All Other Jurisdictions** | 22           | 16   | 72.7        | -                               | -          |

\*Injecting drug use within past 12 months.

-Indicates zero cases or zero percent.

\*\*Reporting jurisdictions with fewer than 5 cases.

Tuberculosis Control Branch, California Department of Health Services

**Table 34. Tuberculosis Cases Among Persons Using Non-injecting Drugs\*: Reporting Jurisdictions in California, 2001**

| Reporting Jurisdiction    | Total Cases  | Cases with Information on Non-injecting Drug Use |             | Cases with Non-injecting Drug Use |            |
|---------------------------|--------------|--|-------------|-----------------------------------|------------|
|                           |              | No.  | %           | No.                               | %          |
| <b>California</b>         | <b>3,332</b> | <b>3,198</b>                                     | <b>96.0</b> | <b>208</b>                        | <b>6.5</b> |
| Alameda                   | 196          | 194  | 99.0        | 9                                 | 4.6        |
| Berkeley                  | 12           | 11   | 91.7        | 2                                 | 18.2       |
| Butte                     | 5            | 5  | 100.0       | -                                 | -          |
| Contra Costa              | 105          | 99   | 94.3        | 15                                | 15.2       |
| El Dorado                 | 5            | 4  | 80.0        | -                                 | -          |
| Fresno                    | 98           | 81   | 82.7        | 8                                 | 9.9        |
| Humboldt                  | 7            | 7  | 100.0       | 2                                 | 28.6       |
| Imperial                  | 25           | 25   | 100.0       | 2                                 | 8.0        |
| Kern                      | 49           | 47   | 95.9        | 12                                | 25.5       |
| Kings                     | 11           | 10   | 90.9        | -                                 | -          |
| Long Beach                | 50           | 50   | 100.0       | 2                                 | 4.0        |
| Los Angeles               | 1,046        | 1,017  | 97.2        | 67                                | 6.6        |
| Madera                    | 11           | 11   | 100.0       | 4                                 | 36.4       |
| Marin                     | 15           | 14   | 93.3        | 1                                 | 7.1        |
| Merced                    | 15           | 14   | 93.3        | 1                                 | 7.1        |
| Monterey                  | 39           | 37   | 94.9        | 1                                 | 2.7        |
| Orange                    | 278          | 269  | 96.8        | 9                                 | 3.3        |
| Pasadena                  | 17           | 16   | 94.1        | 2                                 | 12.5       |
| Riverside                 | 66           | 59   | 89.4        | 2                                 | 3.4        |
| Sacramento                | 130          | 105  | 80.8        | 10                                | 9.5        |
| San Benito                | 6            | 6  | 100.0       | -                                 | -          |
| San Bernardino            | 83           | 78   | 94.0        | 2                                 | 2.6        |
| San Diego                 | 332          | 332  | 100.0       | 24                                | 7.2        |
| San Francisco             | 182          | 178  | 97.8        | 14                                | 7.9        |
| San Joaquin               | 51           | 51   | 100.0       | 6                                 | 11.8       |
| San Luis Obispo           | 11           | 11   | 100.0       | -                                 | -          |
| San Mateo                 | 78           | 75   | 96.2        | 2                                 | 2.7        |
| Santa Barbara             | 26           | 26   | 100.0       | -                                 | -          |
| Santa Clara               | 215          | 212  | 98.6        | 7                                 | 3.3        |
| Santa Cruz                | 7            | 7  | 100.0       | -                                 | -          |
| Solano                    | 35           | 32   | 91.4        | -                                 | -          |
| Sonoma                    | 9            | 7  | 77.8        | -                                 | -          |
| Stanislaus                | 18           | 18   | 100.0       | -                                 | -          |
| Sutter                    | 5            | 5  | 100.0       | -                                 | -          |
| Tulare                    | 15           | 15   | 100.0       | 3                                 | 20.0       |
| Ventura                   | 52           | 50   | 96.2        | -                                 | -          |
| Yolo                      | 5            | 5  | 100.0       | -                                 | -          |
| All Other Jurisdictions** | 22           | 15   | 68.2        | 1                                 | 6.7        |

\*Non-injection drug use within past 12 months.

-Indicates zero cases or zero percent.

\*\*Reporting jurisdictions with fewer than 5 cases.

Tuberculosis Control Branch, California Department of Health Services

**Table 35. Tuberculosis Cases Among Persons Using Excess Alcohol\*: Reporting Jurisdictions in California, 2001**

| Reporting Jurisdiction    | Total Cases  | Cases with Information on Excess Alcohol Use |             | Cases with Excess Alcohol Use |             |
|---------------------------|--------------|--|-------------|-------------------------------|-------------|
|                           |              | No.  | %           | No.                           | %           |
| <b>California</b>         | <b>3,332</b> | <b>3,209</b>                                 | <b>96.3</b> | <b>373</b>                    | <b>11.6</b> |
| Alameda                   | 196          | 196  | 100.0       | 17                            | 8.7         |
| Berkeley                  | 12           | 11   | 91.7        | 1                             | 9.1         |
| Butte                     | 5            | 5  | 100.0       | -                             | -           |
| Contra Costa              | 105          | 98   | 93.3        | 14                            | 14.3        |
| El Dorado                 | 5            | 4  | 80.0        | 2                             | 50.0        |
| Fresno                    | 98           | 84   | 85.7        | 19                            | 22.6        |
| Humboldt                  | 7            | 6  | 85.7        | 3                             | 50.0        |
| Imperial                  | 25           | 25   | 100.0       | 6                             | 24.0        |
| Kern                      | 49           | 48   | 98.0        | 18                            | 37.5        |
| Kings                     | 11           | 10   | 90.9        | -                             | -           |
| Long Beach                | 50           | 50   | 100.0       | 8                             | 16.0        |
| Los Angeles               | 1,046        | 1,016  | 97.1        | 121                           | 11.9        |
| Madera                    | 11           | 11   | 100.0       | 3                             | 27.3        |
| Marin                     | 15           | 15   | 100.0       | 1                             | 6.7         |
| Merced                    | 15           | 14   | 93.3        | 3                             | 21.4        |
| Monterey                  | 39           | 37   | 94.9        | 1                             | 2.7         |
| Orange                    | 278          | 270  | 97.1        | 20                            | 7.4         |
| Pasadena                  | 17           | 17   | 100.0       | 3                             | 17.6        |
| Riverside                 | 66           | 59   | 89.4        | 10                            | 16.9        |
| Sacramento                | 130          | 108  | 83.1        | 9                             | 8.3         |
| San Benito                | 6            | 5  | 83.3        | 1                             | 20.0        |
| San Bernardino            | 83           | 77   | 92.8        | 9                             | 11.7        |
| San Diego                 | 332          | 332  | 100.0       | 42                            | 12.7        |
| San Francisco             | 182          | 178  | 97.8        | 10                            | 5.6         |
| San Joaquin               | 51           | 51   | 100.0       | 16                            | 31.4        |
| San Luis Obispo           | 11           | 11   | 100.0       | -                             | -           |
| San Mateo                 | 78           | 75   | 96.2        | 4                             | 5.3         |
| Santa Barbara             | 26           | 26   | 100.0       | -                             | -           |
| Santa Clara               | 215          | 211  | 98.1        | 11                            | 5.2         |
| Santa Cruz                | 7            | 7  | 100.0       | -                             | -           |
| Solano                    | 35           | 32   | 91.4        | 1                             | 3.1         |
| Sonoma                    | 9            | 7  | 77.8        | 1                             | 14.3        |
| Stanislaus                | 18           | 18   | 100.0       | 1                             | 5.6         |
| Sutter                    | 5            | 5  | 100.0       | -                             | -           |
| Tulare                    | 15           | 15   | 100.0       | 4                             | 26.7        |
| Ventura                   | 52           | 52   | 100.0       | 6                             | 11.5        |
| Yolo                      | 5            | 5  | 100.0       | 1                             | 20.0        |
| All Other Jurisdictions** | 22           | 18   | 81.8        | 7                             | 38.9        |

\*Excess alcohol use within the past 12 months.

-Indicates zero cases or zero percent.

\*\*Reporting jurisdictions with fewer than 5 cases.

Tuberculosis Control Branch, Department of Health Services

**Table 36. Tuberculosis Cases by Occupation\* : Reporting Jurisdictions in California, 2001**

| Reporting Jurisdiction     | Total Cases  | Cases with Information |             | Occupation** |             |                    |            |                       |            |                |            |                  |             |
|----------------------------|--------------|------------------------|-------------|--------------|-------------|--------------------|------------|-----------------------|------------|----------------|------------|------------------|-------------|
|                            |              | On Occupation          |             | Not Employed |             | Health Care Worker |            | Correctional Employee |            | Migrant Worker |            | Other Occupation |             |
|                            |              | No.                    | %           | No.          | %           | No.                | %          | No.                   | %          | No.            | %          | No.              | %           |
| <b>California</b>          | <b>3,332</b> | <b>3,184</b>           | <b>95.6</b> | <b>1,902</b> | <b>59.7</b> | <b>70</b>          | <b>2.2</b> | <b>4</b>              | <b>0.1</b> | <b>80</b>      | <b>2.5</b> | <b>1,128</b>     | <b>35.4</b> |
| Alameda                    | 196          | 195                    | 99.5        | 100          | 51.3        | 6                  | 3.1        | -                     | -          | 2              | 1.0        | 87               | 44.6        |
| Berkeley                   | 12           | 11                     | 91.7        | 7            | 63.6        | -                  | -          | -                     | -          | -              | -          | 4                | 36.4        |
| Butte                      | 5            | 5                      | 100.0       | 3            | 60.0        | -                  | -          | -                     | -          | -              | -          | 2                | 40.0        |
| Contra Costa               | 105          | 101                    | 96.2        | 74           | 73.3        | 3                  | 3.0        | -                     | -          | -              | -          | 24               | 23.8        |
| El Dorado                  | 5            | 5                      | 100.0       | 3            | 60.0        | 1                  | 20.0       | -                     | -          | -              | -          | 1                | 20.0        |
| Fresno                     | 98           | 92                     | 93.9        | 64           | 69.6        | -                  | -          | -                     | -          | 11             | 12.0       | 17               | 18.5        |
| Humboldt                   | 7            | 6                      | 85.7        | 3            | 50.0        | -                  | -          | -                     | -          | -              | -          | 3                | 50.0        |
| Imperial                   | 25           | 24                     | 96.0        | 7            | 29.2        | 1                  | 4.2        | -                     | -          | 11             | 45.8       | 5                | 20.8        |
| Kern                       | 49           | 48                     | 98.0        | 24           | 50.0        | -                  | -          | -                     | -          | 12             | 25.0       | 12               | 25.0        |
| Kings                      | 11           | 7                      | 63.6        | 3            | -           | -                  | -          | -                     | -          | 3              | -          | 1                | -           |
| Long Beach                 | 50           | 45                     | 90.0        | 30           | 66.7        | 1                  | 2.2        | 1                     | 2.2        | -              | -          | 13               | 28.9        |
| Los Angeles                | 1,046        | 1,023                  | 97.8        | 688          | 67.3        | 17                 | 1.7        | 2                     | 0.2        | 2              | 0.2        | 314              | 30.7        |
| Madera                     | 11           | 10                     | 90.9        | 4            | 40.0        | -                  | -          | -                     | -          | 1              | 10.0       | 5                | 50.0        |
| Marin                      | 15           | 14                     | 93.3        | 5            | 35.7        | -                  | -          | -                     | -          | -              | -          | 9                | 64.3        |
| Merced                     | 15           | 10                     | 66.7        | 6            | -           | 1                  | -          | -                     | -          | 1              | -          | 2                | -           |
| Monterey                   | 39           | 35                     | 89.7        | 20           | 57.1        | 1                  | 2.9        | -                     | -          | 3              | 8.6        | 11               | 31.4        |
| Orange                     | 278          | 254                    | 91.4        | 128          | 50.4        | 8                  | 3.1        | -                     | -          | 3              | 1.2        | 115              | 45.3        |
| Pasadena                   | 17           | 17                     | 100.0       | 9            | 52.9        | -                  | -          | -                     | -          | -              | -          | 8                | 47.1        |
| Riverside                  | 66           | 61                     | 92.4        | 34           | 55.7        | 2                  | 3.3        | -                     | -          | 1              | 1.6        | 24               | 39.3        |
| Sacramento                 | 130          | 95                     | 73.1        | 75           | -           | 1                  | -          | -                     | -          | -              | -          | 19               | -           |
| San Benito                 | 6            | 6                      | 100.0       | 2            | 33.3        | 1                  | 16.7       | -                     | -          | -              | -          | 3                | 50.0        |
| San Bernardino             | 83           | 82                     | 98.8        | 51           | 62.2        | 2                  | 2.4        | -                     | -          | -              | -          | 29               | 35.4        |
| San Diego                  | 332          | 332                    | 100.0       | 198          | 59.6        | 3                  | 0.9        | -                     | -          | 1              | 0.3        | 130              | 39.2        |
| San Francisco              | 182          | 179                    | 98.4        | 129          | 72.1        | 5                  | 2.8        | -                     | -          | -              | -          | 45               | 25.1        |
| San Joaquin                | 51           | 51                     | 100.0       | 23           | 45.1        | 3                  | 5.9        | -                     | -          | 7              | 13.7       | 18               | 35.3        |
| San Luis Obispo            | 11           | 10                     | 90.9        | 7            | 70.0        | -                  | -          | -                     | -          | 1              | 10.0       | 2                | 20.0        |
| San Mateo                  | 78           | 78                     | 100.0       | 31           | 39.7        | 5                  | 6.4        | -                     | -          | -              | -          | 42               | 53.8        |
| Santa Barbara              | 26           | 26                     | 100.0       | 16           | 61.5        | -                  | -          | -                     | -          | 3              | 11.5       | 7                | 26.9        |
| Santa Clara                | 215          | 200                    | 93.0        | 91           | 45.5        | 7                  | 3.5        | -                     | -          | 1              | 0.5        | 101              | 50.5        |
| Santa Cruz                 | 7            | 7                      | 100.0       | 3            | 42.9        | -                  | -          | -                     | -          | 2              | 28.6       | 2                | 28.6        |
| Solano                     | 35           | 33                     | 94.3        | 19           | 57.6        | -                  | -          | -                     | -          | -              | -          | 14               | 42.4        |
| Sonoma                     | 9            | 8                      | 88.9        | 4            | 50.0        | -                  | -          | -                     | -          | -              | -          | 4                | 50.0        |
| Stanislaus                 | 18           | 18                     | 100.0       | 9            | 50.0        | 1                  | 5.6        | 1                     | 5.6        | 1              | 5.6        | 6                | 33.3        |
| Sutter                     | 5            | 5                      | 100.0       | 2            | 40.0        | -                  | -          | -                     | -          | 3              | 60.0       | -                | -           |
| Tulare                     | 15           | 13                     | 86.7        | 5            | 38.5        | -                  | -          | -                     | -          | 3              | 23.1       | 5                | 38.5        |
| Ventura                    | 52           | 52                     | 100.0       | 15           | 28.8        | 1                  | 1.9        | -                     | -          | 3              | 5.8        | 33               | 63.5        |
| Yolo                       | 5            | 5                      | 100.0       | 2            | 40.0        | -                  | -          | -                     | -          | 2              | 40.0       | 1                | 20.0        |
| All Other Jurisdictions*** | 22           | 21                     | 95.5        | 8            | 38.1        | -                  | -          | -                     | -          | 3              | 14.3       | 10               | 47.6        |

\*Occupation within past 24 months.

\*\*Percentages not reported when information is available for less than 75% of the cases.

\*\*\*Reporting jurisdictions with fewer than 5 cases.

-Indicates zero cases or zero percent.

Tuberculosis Control Branch, California Department of Health Services



**Table 37. Tuberculosis Cases by Initial Drug Susceptibility Testing: Reporting Jurisdictions in California, 2001**

| Reporting Jurisdiction | Total Cases  | Total Culture Positive Cases | Cases with Initial Drug Susceptibility Testing |             |
|------------------------|--------------|------------------------------|--|-------------|
|                        |              |                              | No.  | %           |
| <b>California</b>      | <b>3,332</b> | <b>2,602</b>                 | <b>2,410</b>                                   | <b>92.6</b> |
| Alameda                | 196          | 156                          | 155  | 99.4        |
| Alpine                 | -            | -                            | -  | -           |
| Amador                 | -            | -                            | -  | -           |
| Berkeley               | 12           | 11                           | 8  | 72.7        |
| Butte                  | 5            | 5                            | 3  | 60.0        |
| Calaveras              | 1            | 1                            | 1  | 100.0       |
| Colusa                 | 2            | 2                            | 2  | 100.0       |
| Contra Costa           | 105          | 75                           | 72   | 96.0        |
| Del Norte              | -            | -                            | -  | -           |
| El Dorado              | 5            | 5                            | 4  | 80.0        |
| Fresno                 | 98           | 62                           | 59   | 95.2        |
| Glenn                  | -            | -                            | -  | -           |
| Humboldt               | 7            | 6                            | 6  | 100.0       |
| Imperial               | -            | 23                           | 17   | 73.9        |
| Inyo                   | -            | -                            | -  | -           |
| Kern                   | 49           | 39                           | 37   | 94.9        |
| Kings                  | 11           | 8                            | 7  | 87.5        |
| Lake                   | 2            | 2                            | 2  | 100.0       |
| Lassen                 | -            | -                            | -  | -           |
| Long Beach             | 50           | 46                           | 42   | 91.3        |
| Los Angeles            | 1,046        | 805                          | 785  | 97.5        |
| Madera                 | 11           | 7                            | 7  | 100.0       |
| Marin                  | 15           | 11                           | 10   | 90.9        |
| Mariposa               | -            | -                            | -  | -           |
| Mendocino              | 2            | 2                            | 2  | 100.0       |
| Merced                 | 15           | 10                           | 9  | 90.0        |
| Modoc                  | -            | -                            | -  | -           |
| Mono                   | -            | -                            | -  | -           |
| Monterey               | 39           | 32                           | 31   | 96.9        |
| Napa                   | 2            | 2                            | 2  | 100.0       |
| Nevada                 | 1            | -                            | -  | -           |
| Orange                 | 278          | 230                          | 215  | 93.5        |
| Pasadena               | 17           | 15                           | 13   | 86.7        |
| Placer                 | 3            | 2                            | 2  | 100.0       |
| Plumas                 | -            | -                            | -  | -           |
| Riverside              | 66           | 60                           | 36   | 60.0        |
| Sacramento             | 130          | 83                           | 81   | 97.6        |
| San Benito             | 6            | 4                            | 3  | 75.0        |
| San Bernardino         | 83           | 68                           | 63   | 92.6        |
| San Diego              | 332          | 276                          | 250  | 90.6        |
| San Francisco          | 182          | 143                          | 143  | 100.0       |
| San Joaquin            | 51           | 39                           | 38   | 97.4        |
| San Luis Obispo        | 11           | 7                            | 6  | 85.7        |
| San Mateo              | 78           | 61                           | 40   | 65.6        |
| Santa Barbara          | 26           | 20                           | 17   | 85.0        |
| Santa Clara            | 215          | 166                          | 155  | 93.4        |
| Santa Cruz             | 7            | 6                            | 6  | 100.0       |
| Shasta                 | 4            | 4                            | 4  | 100.0       |
| Sierra                 | -            | -                            | -  | -           |
| Siskiyou               | -            | -                            | -  | -           |
| Solano                 | 35           | 27                           | 6  | 22.2        |
| Sonoma                 | 9            | 6                            | 6  | 100.0       |
| Stanislaus             | 18           | 14                           | 14   | 100.0       |
| Sutter                 | 5            | 1                            | 1  | 100.0       |
| Tehama                 | 1            | 1                            | 1  | 100.0       |
| Trinity                | -            | -                            | -  | -           |
| Tulare                 | 15           | 13                           | 10   | 76.9        |
| Tuolumne               | 1            | 1                            | 1  | 100.0       |
| Ventura                | 52           | 39                           | 32   | 82.1        |
| Yolo                   | 5            | 5                            | 5  | 100.0       |
| Yuba                   | 3            | 1                            | 1  | 100.0       |

-Indicates zero cases or zero percent.

Tuberculosis Control Branch, California Department of Health Services

**Table 38. Tuberculosis Cases by Resistance to Isoniazid and History of Prior Tuberculosis: Reporting Jurisdictions in California, 2001**

| Reporting Jurisdiction | Total Culture Positive Cases | All Cases*                            |                              |            |                                     | No Prior TB                  |            |                                     | Prior TB                     |             |  |
|------------------------|------------------------------|---------------------------------------|------------------------------|------------|-------------------------------------|------------------------------|------------|-------------------------------------|------------------------------|-------------|--|
|                        |                              | No. with INH** Susceptibility Testing | Cases with Resistance to INH |            | No. with INH Susceptibility Testing | Cases with Resistance to INH |            | No. with INH Susceptibility Testing | Cases with Resistance to INH |             |  |
|                        |                              |                                       | No.                          | %          |                                     | No.                          | %          |                                     | No.                          | %           |  |
| <b>California</b>      | <b>2,602</b>                 | <b>2,392</b>                          | <b>213</b>                   | <b>8.9</b> | <b>2,222</b>                        | <b>186</b>                   | <b>8.4</b> | <b>164</b>                          | <b>26</b>                    | <b>15.9</b> |  |
| Alameda                | 156                          | 141                                   | 10                           | 7.1        | 123                                 | 9                            | 7.3        | 18                                  | 1                            | 5.6         |  |
| Alpine                 | -                            | -                                     | -                            | -          | -                                   | -                            | -          | -                                   | -                            | -           |  |
| Amador                 | -                            | -                                     | -                            | -          | -                                   | -                            | -          | -                                   | -                            | -           |  |
| Berkeley               | 11                           | 8                                     | -                            | -          | 6                                   | -                            | -          | 2                                   | -                            | -           |  |
| Butte                  | 5                            | 3                                     | -                            | -          | 3                                   | -                            | -          | -                                   | -                            | -           |  |
| Calaveras              | 1                            | 1                                     | -                            | -          | 1                                   | -                            | -          | -                                   | -                            | -           |  |
| Colusa                 | 2                            | 2                                     | -                            | -          | 2                                   | -                            | -          | -                                   | -                            | -           |  |
| Contra Costa           | 75                           | 72                                    | 5                            | 6.9        | 62                                  | 5                            | 8.1        | 8                                   | -                            | -           |  |
| Del Norte              | -                            | -                                     | -                            | -          | -                                   | -                            | -          | -                                   | -                            | -           |  |
| El Dorado              | 5                            | 4                                     | -                            | -          | 4                                   | -                            | -          | -                                   | -                            | -           |  |
| Fresno                 | 62                           | 59                                    | 6                            | 10.2       | 57                                  | 6                            | 10.5       | 2                                   | -                            | -           |  |
| Glenn                  | -                            | -                                     | -                            | -          | -                                   | -                            | -          | -                                   | -                            | -           |  |
| Humboldt               | 6                            | 6                                     | 2                            | 33.3       | 5                                   | 2                            | 40.0       | 1                                   | -                            | -           |  |
| Imperial               | 23                           | 17                                    | 1                            | 5.9        | 16                                  | 1                            | 6.3        | -                                   | -                            | -           |  |
| Inyo                   | -                            | -                                     | -                            | -          | -                                   | -                            | -          | -                                   | -                            | -           |  |
| Kern                   | 39                           | 36                                    | 2                            | 5.6        | 33                                  | 2                            | 6.1        | 3                                   | -                            | -           |  |
| Kings                  | 8                            | 7                                     | -                            | -          | 7                                   | -                            | -          | -                                   | -                            | -           |  |
| Lake                   | 2                            | 2                                     | -                            | -          | 2                                   | -                            | -          | -                                   | -                            | -           |  |
| Lassen                 | -                            | -                                     | -                            | -          | -                                   | -                            | -          | -                                   | -                            | -           |  |
| Long Beach             | 46                           | 42                                    | 4                            | 9.5        | 39                                  | 4                            | 10.3       | 3                                   | -                            | -           |  |
| Los Angeles            | 805                          | 785                                   | 74                           | 9.4        | 718                                 | 62                           | 8.6        | 67                                  | 12                           | 17.9        |  |
| Madera                 | 7                            | 7                                     | -                            | -          | 7                                   | -                            | -          | -                                   | -                            | -           |  |
| Marin                  | 11                           | 10                                    | 2                            | 20.0       | 10                                  | 2                            | 20.0       | -                                   | -                            | -           |  |
| Mariposa               | -                            | -                                     | -                            | -          | -                                   | -                            | -          | -                                   | -                            | -           |  |
| Mendocino              | 2                            | 2                                     | 1                            | 50.0       | 2                                   | 1                            | 50.0       | -                                   | -                            | -           |  |
| Merced                 | 10                           | 9                                     | -                            | -          | 9                                   | -                            | -          | -                                   | -                            | -           |  |
| Modoc                  | -                            | -                                     | -                            | -          | -                                   | -                            | -          | -                                   | -                            | -           |  |
| Mono                   | -                            | -                                     | -                            | -          | -                                   | -                            | -          | -                                   | -                            | -           |  |
| Monterey               | 32                           | 31                                    | 4                            | 12.9       | 29                                  | 3                            | 10.3       | 2                                   | 1                            | 50.0        |  |
| Napa                   | 2                            | 2                                     | -                            | -          | 2                                   | -                            | -          | -                                   | -                            | -           |  |
| Nevada                 | -                            | -                                     | -                            | -          | -                                   | -                            | -          | -                                   | -                            | -           |  |
| Orange                 | 230                          | 214                                   | 27                           | 12.6       | 199                                 | 22                           | 11.1       | 15                                  | 5                            | 33.3        |  |
| Pasadena               | 15                           | 13                                    | 2                            | 15.4       | 13                                  | 2                            | 15.4       | -                                   | -                            | -           |  |
| Placer                 | 2                            | 2                                     | -                            | -          | 2                                   | -                            | -          | -                                   | -                            | -           |  |
| Plumas                 | -                            | -                                     | -                            | -          | -                                   | -                            | -          | -                                   | -                            | -           |  |
| Riverside              | 60                           | 35                                    | 3                            | 8.6        | 33                                  | 2                            | 6.1        | 2                                   | 1                            | 50.0        |  |
| Sacramento             | 83                           | 81                                    | 5                            | 6.2        | 75                                  | 5                            | 6.7        | 5                                   | -                            | -           |  |
| San Benito             | 4                            | 3                                     | -                            | -          | 3                                   | -                            | -          | -                                   | -                            | -           |  |
| San Bernardino         | 68                           | 63                                    | 7                            | 11.1       | 58                                  | 7                            | 12.1       | 5                                   | -                            | -           |  |
| San Diego              | 276                          | 250                                   | 12                           | 4.8        | 245                                 | 11                           | 4.5        | 5                                   | 1                            | 20.0        |  |
| San Francisco          | 143                          | 143                                   | 13                           | 9.1        | 133                                 | 10                           | 7.5        | 10                                  | 3                            | 30.0        |  |
| San Joaquin            | 39                           | 38                                    | 4                            | 10.5       | 38                                  | 4                            | 10.5       | -                                   | -                            | -           |  |
| San Luis Obispo        | 7                            | 6                                     | -                            | -          | 5                                   | -                            | -          | 1                                   | -                            | -           |  |
| San Mateo              | 61                           | 40                                    | 3                            | 7.5        | 39                                  | 2                            | 5.1        | 1                                   | 1                            | 100.0       |  |
| Santa Barbara          | 20                           | 17                                    | 3                            | 17.6       | 16                                  | 3                            | 18.8       | 1                                   | -                            | -           |  |
| Santa Clara            | 166                          | 155                                   | 16                           | 10.3       | 147                                 | 16                           | 10.9       | 8                                   | -                            | -           |  |
| Santa Cruz             | 6                            | 6                                     | -                            | -          | 6                                   | -                            | -          | -                                   | -                            | -           |  |
| Shasta                 | 4                            | 4                                     | -                            | -          | 4                                   | -                            | -          | -                                   | -                            | -           |  |
| Sierra                 | -                            | -                                     | -                            | -          | -                                   | -                            | -          | -                                   | -                            | -           |  |
| Siskiyou               | -                            | -                                     | -                            | -          | -                                   | -                            | -          | -                                   | -                            | -           |  |
| Solano                 | 27                           | 6                                     | -                            | -          | 6                                   | -                            | -          | -                                   | -                            | -           |  |
| Sonoma                 | 6                            | 6                                     | -                            | -          | 5                                   | -                            | -          | 1                                   | -                            | -           |  |
| Stanislaus             | 14                           | 14                                    | -                            | -          | 14                                  | -                            | -          | -                                   | -                            | -           |  |
| Sutter                 | 1                            | 1                                     | -                            | -          | 1                                   | -                            | -          | -                                   | -                            | -           |  |
| Tehama                 | 1                            | 1                                     | 1                            | 100.0      | -                                   | -                            | -          | 1                                   | 1                            | 100.0       |  |
| Trinity                | -                            | -                                     | -                            | -          | -                                   | -                            | -          | -                                   | -                            | -           |  |
| Tulare                 | 13                           | 9                                     | 1                            | 11.1       | 7                                   | -                            | -          | -                                   | -                            | -           |  |
| Tuolumne               | 1                            | 1                                     | -                            | -          | -                                   | -                            | -          | 1                                   | -                            | -           |  |
| Ventura                | 39                           | 32                                    | 5                            | 15.6       | 31                                  | 5                            | 16.1       | 1                                   | -                            | -           |  |
| Yolo                   | 5                            | 5                                     | -                            | -          | 4                                   | -                            | -          | 1                                   | -                            | -           |  |
| Yuba                   | 1                            | 1                                     | -                            | -          | 1                                   | -                            | -          | -                                   | -                            | -           |  |

\*Sum of cases with prior TB and without prior TB does not equal all cases due to inclusion of those with unknown history of TB.

\*\*INH=Isoniazid

-Indicates zero cases or zero percent.

**Table 39. Tuberculosis Cases by Resistance to Rifampin and History of Prior Tuberculosis: Reporting Jurisdictions in California, 2001**

| Reporting Jurisdiction | Total Culture Positive Cases | All Cases*                            |                              |            |                                     | No Prior TB                  |            |                                     | Prior TB                     |            |  |
|------------------------|------------------------------|---------------------------------------|------------------------------|------------|-------------------------------------|------------------------------|------------|-------------------------------------|------------------------------|------------|--|
|                        |                              | No. with RIF** Susceptibility Testing | Cases with Resistance to RIF |            | No. with RIF Susceptibility Testing | Cases with Resistance to RIF |            | No. with RIF Susceptibility Testing | Cases with Resistance to RIF |            |  |
|                        |                              |                                       | No.                          | %          |                                     | No.                          | %          |                                     | No.                          | %          |  |
| <b>California</b>      | <b>2,602</b>                 | <b>2,392</b>                          | <b>33</b>                    | <b>1.4</b> | <b>2,222</b>                        | <b>23</b>                    | <b>1.0</b> | <b>164</b>                          | <b>9</b>                     | <b>5.5</b> |  |
| Alameda                | 156                          | 142                                   | 1                            | 0.7        | 124                                 | 1                            | 0.8        | 18                                  | -                            | -          |  |
| Alpine                 | -                            | -                                     | -                            | -          | -                                   | -                            | -          | -                                   | -                            | -          |  |
| Amador                 | -                            | -                                     | -                            | -          | -                                   | -                            | -          | -                                   | -                            | -          |  |
| Berkeley               | 11                           | 8                                     | -                            | -          | 6                                   | -                            | -          | 2                                   | -                            | -          |  |
| Butte                  | 5                            | 3                                     | -                            | -          | 3                                   | -                            | -          | -                                   | -                            | -          |  |
| Calaveras              | 1                            | 1                                     | -                            | -          | 1                                   | -                            | -          | -                                   | -                            | -          |  |
| Colusa                 | 2                            | 1                                     | -                            | -          | 1                                   | -                            | -          | -                                   | -                            | -          |  |
| Contra Costa           | 75                           | 72                                    | -                            | -          | 62                                  | -                            | -          | 8                                   | -                            | -          |  |
| Del Norte              | -                            | -                                     | -                            | -          | -                                   | -                            | -          | -                                   | -                            | -          |  |
| El Dorado              | 5                            | 4                                     | -                            | -          | 4                                   | -                            | -          | -                                   | -                            | -          |  |
| Fresno                 | 62                           | 59                                    | -                            | -          | 57                                  | -                            | -          | 2                                   | -                            | -          |  |
| Glenn                  | -                            | -                                     | -                            | -          | -                                   | -                            | -          | -                                   | -                            | -          |  |
| Humboldt               | 6                            | 6                                     | 1                            | 16.7       | 5                                   | 1                            | 20.0       | 1                                   | -                            | -          |  |
| Imperial               | 23                           | 17                                    | 1                            | 5.9        | 16                                  | 1                            | 6.3        | -                                   | -                            | -          |  |
| Inyo                   | -                            | -                                     | -                            | -          | -                                   | -                            | -          | -                                   | -                            | -          |  |
| Kern                   | 39                           | 36                                    | 1                            | 2.8        | 33                                  | 1                            | 3.0        | 3                                   | -                            | -          |  |
| Kings                  | 8                            | 7                                     | -                            | -          | 7                                   | -                            | -          | -                                   | -                            | -          |  |
| Lake                   | 2                            | 2                                     | -                            | -          | 2                                   | -                            | -          | -                                   | -                            | -          |  |
| Lassen                 | -                            | -                                     | -                            | -          | -                                   | -                            | -          | -                                   | -                            | -          |  |
| Long Beach             | 46                           | 42                                    | -                            | -          | 39                                  | -                            | -          | 3                                   | -                            | -          |  |
| Los Angeles            | 805                          | 785                                   | 12                           | 1.5        | 718                                 | 8                            | 1.1        | 67                                  | 4                            | 6.0        |  |
| Madera                 | 7                            | 7                                     | -                            | -          | 7                                   | -                            | -          | -                                   | -                            | -          |  |
| Marin                  | 11                           | 10                                    | -                            | -          | 10                                  | -                            | -          | -                                   | -                            | -          |  |
| Mariposa               | -                            | -                                     | -                            | -          | -                                   | -                            | -          | -                                   | -                            | -          |  |
| Mendocino              | 2                            | 2                                     | -                            | -          | 2                                   | -                            | -          | -                                   | -                            | -          |  |
| Merced                 | 10                           | 9                                     | -                            | -          | 9                                   | -                            | -          | -                                   | -                            | -          |  |
| Modoc                  | -                            | -                                     | -                            | -          | -                                   | -                            | -          | -                                   | -                            | -          |  |
| Mono                   | -                            | -                                     | -                            | -          | -                                   | -                            | -          | -                                   | -                            | -          |  |
| Monterey               | 32                           | 31                                    | -                            | -          | 29                                  | -                            | -          | 2                                   | -                            | -          |  |
| Napa                   | 2                            | 2                                     | -                            | -          | 2                                   | -                            | -          | -                                   | -                            | -          |  |
| Nevada                 | -                            | -                                     | -                            | -          | -                                   | -                            | -          | -                                   | -                            | -          |  |
| Orange                 | 230                          | 214                                   | 2                            | 0.9        | 199                                 | 2                            | 1.0        | 15                                  | -                            | -          |  |
| Pasadena               | 15                           | 13                                    | 1                            | 7.7        | 13                                  | 1                            | 7.7        | -                                   | -                            | -          |  |
| Placer                 | 2                            | 2                                     | -                            | -          | 2                                   | -                            | -          | -                                   | -                            | -          |  |
| Plumas                 | -                            | -                                     | -                            | -          | -                                   | -                            | -          | -                                   | -                            | -          |  |
| Riverside              | 60                           | 35                                    | -                            | -          | 33                                  | -                            | -          | 2                                   | -                            | -          |  |
| Sacramento             | 83                           | 81                                    | 2                            | 2.5        | 75                                  | 2                            | 2.7        | 5                                   | -                            | -          |  |
| San Benito             | 4                            | 3                                     | -                            | -          | 3                                   | -                            | -          | -                                   | -                            | -          |  |
| San Bernardino         | 68                           | 63                                    | 1                            | 1.6        | 58                                  | 1                            | 1.7        | 5                                   | -                            | -          |  |
| San Diego              | 276                          | 250                                   | 2                            | 0.8        | 245                                 | 2                            | 0.8        | 5                                   | -                            | -          |  |
| San Francisco          | 143                          | 143                                   | 6                            | 4.2        | 133                                 | 2                            | 1.5        | 10                                  | 4                            | 40.0       |  |
| San Joaquin            | 39                           | 38                                    | -                            | -          | 38                                  | -                            | -          | -                                   | -                            | -          |  |
| San Luis Obispo        | 7                            | 6                                     | -                            | -          | 5                                   | -                            | -          | 1                                   | -                            | -          |  |
| San Mateo              | 61                           | 40                                    | -                            | -          | 39                                  | -                            | -          | 1                                   | -                            | -          |  |
| Santa Barbara          | 20                           | 17                                    | 1                            | 5.9        | 16                                  | 1                            | 6.3        | 1                                   | -                            | -          |  |
| Santa Clara            | 166                          | 155                                   | -                            | -          | 147                                 | -                            | -          | 8                                   | -                            | -          |  |
| Santa Cruz             | 6                            | 6                                     | -                            | -          | 6                                   | -                            | -          | -                                   | -                            | -          |  |
| Shasta                 | 4                            | 4                                     | -                            | -          | 4                                   | -                            | -          | -                                   | -                            | -          |  |
| Sierra                 | -                            | -                                     | -                            | -          | -                                   | -                            | -          | -                                   | -                            | -          |  |
| Siskiyou               | -                            | -                                     | -                            | -          | -                                   | -                            | -          | -                                   | -                            | -          |  |
| Solano                 | 27                           | 6                                     | -                            | -          | 6                                   | -                            | -          | -                                   | -                            | -          |  |
| Sonoma                 | 6                            | 6                                     | -                            | -          | 5                                   | -                            | -          | 1                                   | -                            | -          |  |
| Stanislaus             | 14                           | 14                                    | -                            | -          | 14                                  | -                            | -          | -                                   | -                            | -          |  |
| Sutter                 | 1                            | 1                                     | -                            | -          | 1                                   | -                            | -          | -                                   | -                            | -          |  |
| Tehama                 | 1                            | 1                                     | 1                            | 100.0      | -                                   | -                            | -          | 1                                   | 1                            | 100.0      |  |
| Trinity                | -                            | -                                     | -                            | -          | -                                   | -                            | -          | -                                   | -                            | -          |  |
| Tulare                 | 13                           | 9                                     | 1                            | 11.1       | 7                                   | -                            | -          | -                                   | -                            | -          |  |
| Tuolumne               | 1                            | 1                                     | -                            | -          | -                                   | -                            | -          | 1                                   | -                            | -          |  |
| Ventura                | 39                           | 32                                    | -                            | -          | 31                                  | -                            | -          | 1                                   | -                            | -          |  |
| Yolo                   | 5                            | 5                                     | -                            | -          | 4                                   | -                            | -          | 1                                   | -                            | -          |  |
| Yuba                   | 1                            | 1                                     | -                            | -          | 1                                   | -                            | -          | -                                   | -                            | -          |  |

\*Sum of cases with prior TB and without prior TB does not equal all cases due to inclusion of those with unknown history of TB.

\*\*RIF=Rifampin

-Indicates zero cases or zero percent.

**Table 40. Tuberculosis Cases by Resistance to Ethambutol and History of Prior Tuberculosis: Reporting Jurisdictions in California, 2001**

| Reporting Jurisdiction | Total Culture Positive Cases | All Cases*                            |                              |            |                                     | No Prior TB                  |            |                                     | Prior TB                     |            |  |
|------------------------|------------------------------|---------------------------------------|------------------------------|------------|-------------------------------------|------------------------------|------------|-------------------------------------|------------------------------|------------|--|
|                        |                              | No. with EMB** Susceptibility Testing | Cases with Resistance to EMB |            | No. with EMB Susceptibility Testing | Cases with Resistance to EMB |            | No. with EMB Susceptibility Testing | Cases with Resistance to EMB |            |  |
|                        |                              |                                       | No.                          | %          |                                     | No.                          | %          |                                     | No.                          | %          |  |
| <b>California</b>      | <b>2,602</b>                 | <b>2,383</b>                          | <b>46</b>                    | <b>1.9</b> | <b>2,214</b>                        | <b>39</b>                    | <b>1.8</b> | <b>163</b>                          | <b>6</b>                     | <b>3.7</b> |  |
| Alameda                | 156                          | 139                                   | 2                            | 1.4        | 121                                 | 1                            | 0.8        | 18                                  | 1                            | 5.6        |  |
| Alpine                 | -                            | -                                     | -                            | -          | -                                   | -                            | -          | -                                   | -                            | -          |  |
| Amador                 | -                            | -                                     | -                            | -          | -                                   | -                            | -          | -                                   | -                            | -          |  |
| Berkeley               | 11                           | 8                                     | -                            | -          | 6                                   | -                            | -          | 2                                   | -                            | -          |  |
| Butte                  | 5                            | 3                                     | -                            | -          | 3                                   | -                            | -          | -                                   | -                            | -          |  |
| Calaveras              | 1                            | 1                                     | -                            | -          | 1                                   | -                            | -          | -                                   | -                            | -          |  |
| Colusa                 | 2                            | 2                                     | -                            | -          | 2                                   | -                            | -          | -                                   | -                            | -          |  |
| Contra Costa           | 75                           | 70                                    | -                            | -          | 60                                  | -                            | -          | 8                                   | -                            | -          |  |
| Del Norte              | -                            | -                                     | -                            | -          | -                                   | -                            | -          | -                                   | -                            | -          |  |
| El Dorado              | 5                            | 4                                     | -                            | -          | 4                                   | -                            | -          | -                                   | -                            | -          |  |
| Fresno                 | 62                           | 58                                    | -                            | -          | 56                                  | -                            | -          | 2                                   | -                            | -          |  |
| Glenn                  | -                            | -                                     | -                            | -          | -                                   | -                            | -          | -                                   | -                            | -          |  |
| Humboldt               | 6                            | 6                                     | 1                            | 16.7       | 5                                   | 1                            | 20.0       | 1                                   | -                            | -          |  |
| Imperial               | 23                           | 17                                    | -                            | -          | 16                                  | -                            | -          | -                                   | -                            | -          |  |
| Inyo                   | -                            | -                                     | -                            | -          | -                                   | -                            | -          | -                                   | -                            | -          |  |
| Kern                   | 39                           | 36                                    | 1                            | 2.8        | 33                                  | 1                            | 3.0        | 3                                   | -                            | -          |  |
| Kings                  | 8                            | 7                                     | -                            | -          | 7                                   | -                            | -          | -                                   | -                            | -          |  |
| Lake                   | 2                            | 2                                     | -                            | -          | 2                                   | -                            | -          | -                                   | -                            | -          |  |
| Lassen                 | -                            | -                                     | -                            | -          | -                                   | -                            | -          | -                                   | -                            | -          |  |
| Long Beach             | 46                           | 42                                    | -                            | -          | 39                                  | -                            | -          | 3                                   | -                            | -          |  |
| Los Angeles            | 805                          | 784                                   | 20                           | 2.6        | 717                                 | 17                           | 2.4        | 67                                  | 3                            | 4.5        |  |
| Madera                 | 7                            | 7                                     | -                            | -          | 7                                   | -                            | -          | -                                   | -                            | -          |  |
| Marin                  | 11                           | 10                                    | 2                            | 20.0       | 10                                  | 2                            | 20.0       | -                                   | -                            | -          |  |
| Mariposa               | -                            | -                                     | -                            | -          | -                                   | -                            | -          | -                                   | -                            | -          |  |
| Mendocino              | 2                            | 2                                     | -                            | -          | 2                                   | -                            | -          | -                                   | -                            | -          |  |
| Merced                 | 10                           | 9                                     | -                            | -          | 9                                   | -                            | -          | -                                   | -                            | -          |  |
| Modoc                  | -                            | -                                     | -                            | -          | -                                   | -                            | -          | -                                   | -                            | -          |  |
| Mono                   | -                            | -                                     | -                            | -          | -                                   | -                            | -          | -                                   | -                            | -          |  |
| Monterey               | 32                           | 31                                    | 2                            | 6.5        | 29                                  | 2                            | 6.9        | 2                                   | -                            | -          |  |
| Napa                   | 2                            | 2                                     | -                            | -          | 2                                   | -                            | -          | -                                   | -                            | -          |  |
| Nevada                 | -                            | -                                     | -                            | -          | -                                   | -                            | -          | -                                   | -                            | -          |  |
| Orange                 | 230                          | 214                                   | 4                            | 1.9        | 199                                 | 3                            | 1.5        | 15                                  | 1                            | 6.7        |  |
| Pasadena               | 15                           | 13                                    | -                            | -          | 13                                  | -                            | -          | -                                   | -                            | -          |  |
| Placer                 | 2                            | 2                                     | -                            | -          | 2                                   | -                            | -          | -                                   | -                            | -          |  |
| Plumas                 | -                            | -                                     | -                            | -          | -                                   | -                            | -          | -                                   | -                            | -          |  |
| Riverside              | 60                           | 34                                    | -                            | -          | 33                                  | -                            | -          | 1                                   | -                            | -          |  |
| Sacramento             | 83                           | 81                                    | 2                            | 2.5        | 75                                  | 2                            | 2.7        | 5                                   | -                            | -          |  |
| San Benito             | 4                            | 3                                     | -                            | -          | 3                                   | -                            | -          | -                                   | -                            | -          |  |
| San Bernardino         | 68                           | 63                                    | -                            | -          | 58                                  | -                            | -          | 5                                   | -                            | -          |  |
| San Diego              | 276                          | 250                                   | 3                            | 1.2        | 245                                 | 3                            | 1.2        | 5                                   | -                            | -          |  |
| San Francisco          | 143                          | 143                                   | 1                            | 0.7        | 133                                 | -                            | -          | 10                                  | 1                            | 10.0       |  |
| San Joaquin            | 39                           | 38                                    | 1                            | 2.6        | 38                                  | 1                            | 2.6        | -                                   | -                            | -          |  |
| San Luis Obispo        | 7                            | 6                                     | 1                            | 16.7       | 5                                   | 1                            | 20.0       | 1                                   | -                            | -          |  |
| San Mateo              | 61                           | 40                                    | -                            | -          | 39                                  | -                            | -          | 1                                   | -                            | -          |  |
| Santa Barbara          | 20                           | 17                                    | -                            | -          | 16                                  | -                            | -          | 1                                   | -                            | -          |  |
| Santa Clara            | 166                          | 154                                   | 1                            | 0.6        | 146                                 | 1                            | 0.7        | 8                                   | -                            | -          |  |
| Santa Cruz             | 6                            | 6                                     | -                            | -          | 6                                   | -                            | -          | -                                   | -                            | -          |  |
| Shasta                 | 4                            | 4                                     | -                            | -          | 4                                   | -                            | -          | -                                   | -                            | -          |  |
| Sierra                 | -                            | -                                     | -                            | -          | -                                   | -                            | -          | -                                   | -                            | -          |  |
| Siskiyou               | -                            | -                                     | -                            | -          | -                                   | -                            | -          | -                                   | -                            | -          |  |
| Solano                 | 27                           | 6                                     | -                            | -          | 6                                   | -                            | -          | -                                   | -                            | -          |  |
| Sonoma                 | 6                            | 6                                     | 2                            | 33.3       | 5                                   | 2                            | 40.0       | 1                                   | -                            | -          |  |
| Stanislaus             | 14                           | 13                                    | 1                            | 7.7        | 13                                  | 1                            | 7.7        | -                                   | -                            | -          |  |
| Sutter                 | 1                            | 1                                     | -                            | -          | 1                                   | -                            | -          | -                                   | -                            | -          |  |
| Tehama                 | 1                            | 1                                     | -                            | -          | -                                   | -                            | -          | 1                                   | -                            | -          |  |
| Trinity                | -                            | -                                     | -                            | -          | -                                   | -                            | -          | -                                   | -                            | -          |  |
| Tulare                 | 13                           | 9                                     | 2                            | 22.2       | 7                                   | 1                            | 14.3       | -                                   | -                            | -          |  |
| Tuolumne               | 1                            | 1                                     | -                            | -          | -                                   | -                            | -          | 1                                   | -                            | -          |  |
| Ventura                | 39                           | 32                                    | -                            | -          | 31                                  | -                            | -          | 1                                   | -                            | -          |  |
| Yolo                   | 5                            | 5                                     | -                            | -          | 4                                   | -                            | -          | 1                                   | -                            | -          |  |
| Yuba                   | 1                            | 1                                     | -                            | -          | 1                                   | -                            | -          | -                                   | -                            | -          |  |

\*Sum of cases with prior TB and without prior TB does not equal all cases due to inclusion of those with unknown history of TB.

\*\*EMB=Ethambutol

-Indicates zero cases or zero percent.

**Table 41. Tuberculosis Cases by Resistance to Pyrazinamide and History of Prior Tuberculosis: Reporting Jurisdictions in California, 2001**

| Reporting Jurisdiction | Total Culture Positive Cases | All Cases*                            |                              |            |                                     | No Prior TB                  |            |                                     | Prior TB                     |            |  |
|------------------------|------------------------------|---------------------------------------|------------------------------|------------|-------------------------------------|------------------------------|------------|-------------------------------------|------------------------------|------------|--|
|                        |                              | No. with PZA** Susceptibility Testing | Cases with Resistance to PZA |            | No. with PZA Susceptibility Testing | Cases with Resistance to PZA |            | No. with PZA Susceptibility Testing | Cases with Resistance to PZA |            |  |
|                        |                              |                                       | No.                          | %          |                                     | No.                          | %          |                                     | No.                          | %          |  |
| <b>California</b>      | <b>2,602</b>                 | <b>2,156</b>                          | <b>67</b>                    | <b>3.1</b> | <b>2,005</b>                        | <b>62</b>                    | <b>3.1</b> | <b>145</b>                          | <b>5</b>                     | <b>3.4</b> |  |
| Alameda                | 156                          | 122                                   | 2                            | 1.6        | 107                                 | 2                            | 1.9        | 15                                  | -                            | -          |  |
| Alpine                 | -                            | -                                     | -                            | -          | -                                   | -                            | -          | -                                   | -                            | -          |  |
| Amador                 | -                            | -                                     | -                            | -          | -                                   | -                            | -          | -                                   | -                            | -          |  |
| Berkeley               | 11                           | 8                                     | -                            | -          | 6                                   | -                            | -          | 2                                   | -                            | -          |  |
| Butte                  | 5                            | 3                                     | -                            | -          | 3                                   | -                            | -          | -                                   | -                            | -          |  |
| Calaveras              | 1                            | 1                                     | -                            | -          | 1                                   | -                            | -          | -                                   | -                            | -          |  |
| Colusa                 | 2                            | 2                                     | -                            | -          | 2                                   | -                            | -          | -                                   | -                            | -          |  |
| Contra Costa           | 75                           | 68                                    | 2                            | 2.9        | 58                                  | 2                            | 3.4        | 8                                   | -                            | -          |  |
| Del Norte              | -                            | -                                     | -                            | -          | -                                   | -                            | -          | -                                   | -                            | -          |  |
| El Dorado              | 5                            | 4                                     | 1                            | 25.0       | 4                                   | 1                            | 25.0       | -                                   | -                            | -          |  |
| Fresno                 | 62                           | 57                                    | 1                            | 1.8        | 55                                  | 1                            | 1.8        | 2                                   | -                            | -          |  |
| Glenn                  | -                            | -                                     | -                            | -          | -                                   | -                            | -          | -                                   | -                            | -          |  |
| Humboldt               | 6                            | 6                                     | 1                            | 16.7       | 5                                   | 1                            | 20.0       | 1                                   | -                            | -          |  |
| Imperial               | 23                           | 17                                    | 2                            | 11.8       | 16                                  | 2                            | 12.5       | -                                   | -                            | -          |  |
| Inyo                   | -                            | -                                     | -                            | -          | -                                   | -                            | -          | -                                   | -                            | -          |  |
| Kern                   | 39                           | 2                                     | -                            | -          | 2                                   | -                            | -          | -                                   | -                            | -          |  |
| Kings                  | 8                            | 6                                     | -                            | -          | 6                                   | -                            | -          | -                                   | -                            | -          |  |
| Lake                   | 2                            | 2                                     | -                            | -          | 2                                   | -                            | -          | -                                   | -                            | -          |  |
| Lassen                 | -                            | -                                     | -                            | -          | -                                   | -                            | -          | -                                   | -                            | -          |  |
| Long Beach             | 46                           | 36                                    | 1                            | 2.8        | 33                                  | 1                            | 3.0        | 3                                   | -                            | -          |  |
| Los Angeles            | 805                          | 699                                   | 17                           | 2.4        | 640                                 | 15                           | 2.3        | 59                                  | 2                            | 3.4        |  |
| Madera                 | 7                            | 2                                     | -                            | -          | 2                                   | -                            | -          | -                                   | -                            | -          |  |
| Marin                  | 11                           | 10                                    | -                            | -          | 10                                  | -                            | -          | -                                   | -                            | -          |  |
| Mariposa               | -                            | -                                     | -                            | -          | -                                   | -                            | -          | -                                   | -                            | -          |  |
| Mendocino              | 2                            | 2                                     | -                            | -          | 2                                   | -                            | -          | -                                   | -                            | -          |  |
| Merced                 | 10                           | 6                                     | -                            | -          | 6                                   | -                            | -          | -                                   | -                            | -          |  |
| Modoc                  | -                            | -                                     | -                            | -          | -                                   | -                            | -          | -                                   | -                            | -          |  |
| Mono                   | -                            | -                                     | -                            | -          | -                                   | -                            | -          | -                                   | -                            | -          |  |
| Monterey               | 32                           | 30                                    | -                            | -          | 28                                  | -                            | -          | 2                                   | -                            | -          |  |
| Napa                   | 2                            | 1                                     | -                            | -          | 1                                   | -                            | -          | -                                   | -                            | -          |  |
| Nevada                 | -                            | -                                     | -                            | -          | -                                   | -                            | -          | -                                   | -                            | -          |  |
| Orange                 | 230                          | 209                                   | 11                           | 5.3        | 194                                 | 11                           | 5.7        | 15                                  | -                            | -          |  |
| Pasadena               | 15                           | 13                                    | -                            | -          | 13                                  | -                            | -          | -                                   | -                            | -          |  |
| Placer                 | 2                            | 2                                     | -                            | -          | 2                                   | -                            | -          | -                                   | -                            | -          |  |
| Plumas                 | -                            | -                                     | -                            | -          | -                                   | -                            | -          | -                                   | -                            | -          |  |
| Riverside              | 60                           | 16                                    | -                            | -          | 16                                  | -                            | -          | -                                   | -                            | -          |  |
| Sacramento             | 83                           | 80                                    | 3                            | 3.8        | 74                                  | 3                            | 4.1        | 5                                   | -                            | -          |  |
| San Benito             | 4                            | 3                                     | -                            | -          | 3                                   | -                            | -          | -                                   | -                            | -          |  |
| San Bernardino         | 68                           | 48                                    | 1                            | 2.1        | 44                                  | 1                            | 2.3        | 4                                   | -                            | -          |  |
| San Diego              | 276                          | 249                                   | 20                           | 8.0        | 244                                 | 19                           | 7.8        | 5                                   | 1                            | 20.0       |  |
| San Francisco          | 143                          | 141                                   | 2                            | 1.4        | 131                                 | -                            | -          | 10                                  | 2                            | 20.0       |  |
| San Joaquin            | 39                           | 37                                    | 1                            | 2.7        | 37                                  | 1                            | 2.7        | -                                   | -                            | -          |  |
| San Luis Obispo        | 7                            | 5                                     | -                            | -          | 4                                   | -                            | -          | 1                                   | -                            | -          |  |
| San Mateo              | 61                           | 39                                    | -                            | -          | 38                                  | -                            | -          | 1                                   | -                            | -          |  |
| Santa Barbara          | 20                           | 17                                    | -                            | -          | 16                                  | -                            | -          | 1                                   | -                            | -          |  |
| Santa Clara            | 166                          | 150                                   | 2                            | 1.3        | 142                                 | 2                            | 1.4        | 8                                   | -                            | -          |  |
| Santa Cruz             | 6                            | 5                                     | -                            | -          | 5                                   | -                            | -          | -                                   | -                            | -          |  |
| Shasta                 | 4                            | 4                                     | -                            | -          | 4                                   | -                            | -          | -                                   | -                            | -          |  |
| Sierra                 | -                            | -                                     | -                            | -          | -                                   | -                            | -          | -                                   | -                            | -          |  |
| Siskiyou               | -                            | -                                     | -                            | -          | -                                   | -                            | -          | -                                   | -                            | -          |  |
| Solano                 | 27                           | 6                                     | -                            | -          | 6                                   | -                            | -          | -                                   | -                            | -          |  |
| Sonoma                 | 6                            | 3                                     | -                            | -          | 3                                   | -                            | -          | -                                   | -                            | -          |  |
| Stanislaus             | 14                           | 13                                    | -                            | -          | 13                                  | -                            | -          | -                                   | -                            | -          |  |
| Sutter                 | 1                            | 1                                     | -                            | -          | 1                                   | -                            | -          | -                                   | -                            | -          |  |
| Tehama                 | 1                            | 1                                     | -                            | -          | -                                   | -                            | -          | 1                                   | -                            | -          |  |
| Trinity                | -                            | -                                     | -                            | -          | -                                   | -                            | -          | -                                   | -                            | -          |  |
| Tulare                 | 13                           | 7                                     | -                            | -          | 5                                   | -                            | -          | -                                   | -                            | -          |  |
| Tuolumne               | 1                            | 1                                     | -                            | -          | -                                   | -                            | -          | 1                                   | -                            | -          |  |
| Ventura                | 39                           | 16                                    | -                            | -          | 16                                  | -                            | -          | -                                   | -                            | -          |  |
| Yolo                   | 5                            | 5                                     | -                            | -          | 4                                   | -                            | -          | 1                                   | -                            | -          |  |
| Yuba                   | 1                            | 1                                     | -                            | -          | 1                                   | -                            | -          | -                                   | -                            | -          |  |

\*Sum of cases with prior TB and without prior TB does not equal all cases due to inclusion of those with unknown history of TB.

\*\*PZA=Pyrazinamide

-Indicates zero cases or zero percent.

**Table 42. Tuberculosis Cases by Resistance to Streptomycin and History of Prior Tuberculosis: Reporting Jurisdictions in California, 2001**

| Reporting Jurisdiction | Total Culture Positive Cases | All Cases*                           |                             |            |                                    | No Prior TB                 |            |                                    |                             | Prior TB   |  |  |  |
|------------------------|------------------------------|--------------------------------------|-----------------------------|------------|------------------------------------|-----------------------------|------------|------------------------------------|-----------------------------|------------|--|--|--|
|                        |                              | No. with SM** Susceptibility Testing | Cases with Resistance to SM |            | No. with SM Susceptibility Testing | Cases with Resistance to SM |            | No. with SM Susceptibility Testing | Cases with Resistance to SM |            |  |  |  |
|                        |                              |                                      | No.                         | %          |                                    | No.                         | %          |                                    | No.                         | %          |  |  |  |
| <b>California</b>      | <b>2,602</b>                 | <b>2,087</b>                         | <b>190</b>                  | <b>9.1</b> | <b>1,940</b>                       | <b>178</b>                  | <b>9.2</b> | <b>142</b>                         | <b>12</b>                   | <b>8.5</b> |  |  |  |
| Alameda                | 156                          | 96                                   | 8                           | 8.3        | 85                                 | 8                           | 9.4        | 11                                 | -                           | -          |  |  |  |
| Alpine                 | -                            | -                                    | -                           | -          | -                                  | -                           | -          | -                                  | -                           | -          |  |  |  |
| Amador                 | -                            | -                                    | -                           | -          | -                                  | -                           | -          | -                                  | -                           | -          |  |  |  |
| Berkeley               | 11                           | 6                                    | -                           | -          | 4                                  | -                           | -          | 2                                  | -                           | -          |  |  |  |
| Butte                  | 5                            | 1                                    | -                           | -          | 1                                  | -                           | -          | -                                  | -                           | -          |  |  |  |
| Calaveras              | 1                            | 1                                    | -                           | -          | 1                                  | -                           | -          | -                                  | -                           | -          |  |  |  |
| Colusa                 | 2                            | 1                                    | -                           | -          | 1                                  | -                           | -          | -                                  | -                           | -          |  |  |  |
| Contra Costa           | 75                           | 52                                   | 4                           | 7.7        | 43                                 | 4                           | 9.3        | 7                                  | -                           | -          |  |  |  |
| Del Norte              | -                            | -                                    | -                           | -          | -                                  | -                           | -          | -                                  | -                           | -          |  |  |  |
| El Dorado              | 5                            | 4                                    | -                           | -          | 4                                  | -                           | -          | -                                  | -                           | -          |  |  |  |
| Fresno                 | 62                           | 54                                   | 3                           | 5.6        | 52                                 | 3                           | 5.8        | 2                                  | -                           | -          |  |  |  |
| Glenn                  | -                            | -                                    | -                           | -          | -                                  | -                           | -          | -                                  | -                           | -          |  |  |  |
| Humboldt               | 6                            | 1                                    | -                           | -          | 1                                  | -                           | -          | -                                  | -                           | -          |  |  |  |
| Imperial               | 23                           | 17                                   | 6                           | 35.3       | 16                                 | 6                           | 37.5       | -                                  | -                           | -          |  |  |  |
| Inyo                   | -                            | -                                    | -                           | -          | -                                  | -                           | -          | -                                  | -                           | -          |  |  |  |
| Kern                   | 39                           | 35                                   | 2                           | 5.7        | 32                                 | 2                           | 6.3        | 3                                  | -                           | -          |  |  |  |
| Kings                  | 8                            | 2                                    | -                           | -          | 2                                  | -                           | -          | -                                  | -                           | -          |  |  |  |
| Lake                   | 2                            | 2                                    | -                           | -          | 2                                  | -                           | -          | -                                  | -                           | -          |  |  |  |
| Lassen                 | -                            | -                                    | -                           | -          | -                                  | -                           | -          | -                                  | -                           | -          |  |  |  |
| Long Beach             | 46                           | 39                                   | 1                           | 2.6        | 37                                 | 1                           | 2.7        | 2                                  | -                           | -          |  |  |  |
| Los Angeles            | 805                          | 784                                  | 73                          | 9.3        | 717                                | 66                          | 9.2        | 67                                 | 7                           | 10.4       |  |  |  |
| Madera                 | 7                            | 6                                    | -                           | -          | 6                                  | -                           | -          | -                                  | -                           | -          |  |  |  |
| Marin                  | 11                           | 2                                    | 1                           | 50.0       | 2                                  | 1                           | 50.0       | -                                  | -                           | -          |  |  |  |
| Mariposa               | -                            | -                                    | -                           | -          | -                                  | -                           | -          | -                                  | -                           | -          |  |  |  |
| Mendocino              | 2                            | -                                    | -                           | -          | -                                  | -                           | -          | -                                  | -                           | -          |  |  |  |
| Merced                 | 10                           | 1                                    | -                           | -          | 1                                  | -                           | -          | -                                  | -                           | -          |  |  |  |
| Modoc                  | -                            | -                                    | -                           | -          | -                                  | -                           | -          | -                                  | -                           | -          |  |  |  |
| Mono                   | -                            | -                                    | -                           | -          | -                                  | -                           | -          | -                                  | -                           | -          |  |  |  |
| Monterey               | 32                           | 1                                    | -                           | -          | 1                                  | -                           | -          | -                                  | -                           | -          |  |  |  |
| Napa                   | 2                            | -                                    | -                           | -          | -                                  | -                           | -          | -                                  | -                           | -          |  |  |  |
| Nevada                 | -                            | -                                    | -                           | -          | -                                  | -                           | -          | -                                  | -                           | -          |  |  |  |
| Orange                 | 230                          | 214                                  | 29                          | 13.6       | 199                                | 27                          | 13.6       | 15                                 | 2                           | 13.3       |  |  |  |
| Pasadena               | 15                           | 11                                   | -                           | -          | 11                                 | -                           | -          | -                                  | -                           | -          |  |  |  |
| Placer                 | 2                            | 2                                    | -                           | -          | 2                                  | -                           | -          | -                                  | -                           | -          |  |  |  |
| Plumas                 | -                            | -                                    | -                           | -          | -                                  | -                           | -          | -                                  | -                           | -          |  |  |  |
| Riverside              | 60                           | 33                                   | 4                           | 12.1       | 31                                 | 4                           | 12.9       | 2                                  | -                           | -          |  |  |  |
| Sacramento             | 83                           | 74                                   | 11                          | 14.9       | 69                                 | 11                          | 15.9       | 4                                  | -                           | -          |  |  |  |
| San Benito             | 4                            | 1                                    | -                           | -          | 1                                  | -                           | -          | -                                  | -                           | -          |  |  |  |
| San Bernardino         | 68                           | 60                                   | 5                           | 8.3        | 56                                 | 5                           | 8.9        | 4                                  | -                           | -          |  |  |  |
| San Diego              | 276                          | 184                                  | 12                          | 6.5        | 181                                | 12                          | 6.6        | 3                                  | -                           | -          |  |  |  |
| San Francisco          | 143                          | 141                                  | 10                          | 7.1        | 132                                | 9                           | 6.8        | 9                                  | 1                           | 11.1       |  |  |  |
| San Joaquin            | 39                           | 36                                   | 4                           | 11.1       | 36                                 | 4                           | 11.1       | -                                  | -                           | -          |  |  |  |
| San Luis Obispo        | 7                            | 1                                    | -                           | -          | -                                  | -                           | -          | 1                                  | -                           | -          |  |  |  |
| San Mateo              | 61                           | 28                                   | 1                           | 3.6        | 27                                 | 1                           | 3.7        | 1                                  | -                           | -          |  |  |  |
| Santa Barbara          | 20                           | 16                                   | 1                           | 6.3        | 15                                 | 1                           | 6.7        | 1                                  | -                           | -          |  |  |  |
| Santa Clara            | 166                          | 121                                  | 12                          | 9.9        | 116                                | 11                          | 9.5        | 5                                  | 1                           | 20.0       |  |  |  |
| Santa Cruz             | 6                            | 4                                    | -                           | -          | 4                                  | -                           | -          | -                                  | -                           | -          |  |  |  |
| Shasta                 | 4                            | 2                                    | -                           | -          | 2                                  | -                           | -          | -                                  | -                           | -          |  |  |  |
| Sierra                 | -                            | -                                    | -                           | -          | -                                  | -                           | -          | -                                  | -                           | -          |  |  |  |
| Siskiyou               | -                            | -                                    | -                           | -          | -                                  | -                           | -          | -                                  | -                           | -          |  |  |  |
| Solano                 | 27                           | -                                    | -                           | -          | -                                  | -                           | -          | -                                  | -                           | -          |  |  |  |
| Sonoma                 | 6                            | -                                    | -                           | -          | -                                  | -                           | -          | -                                  | -                           | -          |  |  |  |
| Stanislaus             | 14                           | 8                                    | -                           | -          | 8                                  | -                           | -          | -                                  | -                           | -          |  |  |  |
| Sutter                 | 1                            | 1                                    | -                           | -          | 1                                  | -                           | -          | -                                  | -                           | -          |  |  |  |
| Tehama                 | 1                            | 1                                    | 1                           | 100.0      | -                                  | -                           | -          | 1                                  | 1                           | 100.0      |  |  |  |
| Trinity                | -                            | -                                    | -                           | -          | -                                  | -                           | -          | -                                  | -                           | -          |  |  |  |
| Tulare                 | 13                           | 7                                    | -                           | -          | 6                                  | -                           | -          | -                                  | -                           | -          |  |  |  |
| Tuolumne               | 1                            | 1                                    | -                           | -          | -                                  | -                           | -          | 1                                  | -                           | -          |  |  |  |
| Ventura                | 39                           | 32                                   | 2                           | 6.3        | 31                                 | 2                           | 6.5        | 1                                  | -                           | -          |  |  |  |
| Yolo                   | 5                            | 3                                    | -                           | -          | 3                                  | -                           | -          | -                                  | -                           | -          |  |  |  |
| Yuba                   | 1                            | 1                                    | -                           | -          | 1                                  | -                           | -          | -                                  | -                           | -          |  |  |  |

\*Sum of cases with prior TB and without prior TB does not equal all cases due to inclusion of those with unknown history of TB.

\*\*SM=Streptomycin

-Indicates zero cases or zero percent.

**Table 43. Tuberculosis Cases by Resistance to Isoniazid and Rifampin and History of Prior Tuberculosis: Reporting Jurisdictions in California, 2001**

| Reporting Jurisdiction | Total Culture Positive Cases | All Cases*                                |                                  |            | No Prior TB                             |                                  |            | Prior TB                                |                                  |            |
|------------------------|------------------------------|---|----------------------------------|------------|---|----------------------------------|------------|---|----------------------------------|------------|
|                        |                              | No. with INH/RIF** Susceptibility Testing | Cases with Resistance to INH/RIF |            | No. with INH/RIF Susceptibility Testing | Cases with Resistance to INH/RIF |            | No. with INH/RIF Susceptibility Testing | Cases with Resistance to INH/RIF |            |
|                        |                              |   | No.                              | %          |   | No.                              | %          |   | No.                              | %          |
| <b>California</b>      | <b>2,602</b>                 | <b>2,391</b>                              | <b>25</b>                        | <b>1.0</b> | <b>2,221</b>                            | <b>17</b>                        | <b>0.8</b> | <b>164</b>                              | <b>7</b>                         | <b>4.3</b> |
| Alameda                | 156                          | 141                                       | 1                                | 0.7        | 123                                     | 1                                | 0.8        | 18                                      | -                                | -          |
| Alpine                 | -                            | -   | -                                | -          | -                                       | -                                | -          | -                                       | -                                | -          |
| Amador                 | -                            | -   | -                                | -          | -                                       | -                                | -          | -                                       | -                                | -          |
| Berkeley               | 11                           | 8   | -                                | -          | 6                                       | -                                | -          | 2                                       | -                                | -          |
| Butte                  | 5                            | 3   | -                                | -          | 3                                       | -                                | -          | -                                       | -                                | -          |
| Calaveras              | 1                            | 1   | -                                | -          | 1                                       | -                                | -          | -                                       | -                                | -          |
| Colusa                 | 2                            | 1   | -                                | -          | 1                                       | -                                | -          | -                                       | -                                | -          |
| Contra Costa           | 75                           | 72  | -                                | -          | 62                                      | -                                | -          | 8                                       | -                                | -          |
| Del Norte              | -                            | -   | -                                | -          | -                                       | -                                | -          | -                                       | -                                | -          |
| El Dorado              | 5                            | 4   | -                                | -          | 4                                       | -                                | -          | -                                       | -                                | -          |
| Fresno                 | 62                           | 59  | -                                | -          | 57                                      | -                                | -          | 2                                       | -                                | -          |
| Glenn                  | -                            | -   | -                                | -          | -                                       | -                                | -          | -                                       | -                                | -          |
| Humboldt               | 6                            | 6   | 1                                | 16.7       | 5                                       | 1                                | 20.0       | 1                                       | -                                | -          |
| Imperial               | 23                           | 17  | 1                                | 5.9        | 16                                      | 1                                | 6.3        | -                                       | -                                | -          |
| Inyo                   | -                            | -   | -                                | -          | -                                       | -                                | -          | -                                       | -                                | -          |
| Kern                   | 39                           | 36  | 1                                | 2.8        | 33                                      | 1                                | 3.0        | 3                                       | -                                | -          |
| Kings                  | 8                            | 7   | -                                | -          | 7                                       | -                                | -          | -                                       | -                                | -          |
| Lake                   | 2                            | 2   | -                                | -          | 2                                       | -                                | -          | -                                       | -                                | -          |
| Lassen                 | -                            | -   | -                                | -          | -                                       | -                                | -          | -                                       | -                                | -          |
| Long Beach             | 46                           | 42  | -                                | -          | 39                                      | -                                | -          | 3                                       | -                                | -          |
| Los Angeles            | 805                          | 785                                       | 8                                | 1.0        | 718                                     | 5                                | 0.7        | 67                                      | 3                                | 4.5        |
| Madera                 | 7                            | 7   | -                                | -          | 7                                       | -                                | -          | -                                       | -                                | -          |
| Marin                  | 11                           | 10  | -                                | -          | 10                                      | -                                | -          | -                                       | -                                | -          |
| Mariposa               | -                            | -   | -                                | -          | -                                       | -                                | -          | -                                       | -                                | -          |
| Mendocino              | 2                            | 2   | -                                | -          | 2                                       | -                                | -          | -                                       | -                                | -          |
| Merced                 | 10                           | 9   | -                                | -          | 9                                       | -                                | -          | -                                       | -                                | -          |
| Modoc                  | -                            | -   | -                                | -          | -                                       | -                                | -          | -                                       | -                                | -          |
| Mono                   | -                            | -   | -                                | -          | -                                       | -                                | -          | -                                       | -                                | -          |
| Monterey               | 32                           | 31  | -                                | -          | 29                                      | -                                | -          | 2                                       | -                                | -          |
| Napa                   | 2                            | 2   | -                                | -          | 2                                       | -                                | -          | -                                       | -                                | -          |
| Nevada                 | -                            | -   | -                                | -          | -                                       | -                                | -          | -                                       | -                                | -          |
| Orange                 | 230                          | 214                                       | 1                                | 0.5        | 199                                     | 1                                | 0.5        | 15                                      | -                                | -          |
| Pasadena               | 15                           | 13  | -                                | -          | 13                                      | -                                | -          | -                                       | -                                | -          |
| Placer                 | 2                            | 2   | -                                | -          | 2                                       | -                                | -          | -                                       | -                                | -          |
| Plumas                 | -                            | -   | -                                | -          | -                                       | -                                | -          | -                                       | -                                | -          |
| Riverside              | 60                           | 35  | -                                | -          | 33                                      | -                                | -          | 2                                       | -                                | -          |
| Sacramento             | 83                           | 81  | 2                                | 2.5        | 75                                      | 2                                | 2.7        | 5                                       | -                                | -          |
| San Benito             | 4                            | 3   | -                                | -          | 3                                       | -                                | -          | -                                       | -                                | -          |
| San Bernardino         | 68                           | 63  | 1                                | 1.6        | 58                                      | 1                                | 1.7        | 5                                       | -                                | -          |
| San Diego              | 276                          | 250                                       | 2                                | 0.8        | 245                                     | 2                                | 0.8        | 5                                       | -                                | -          |
| San Francisco          | 143                          | 143                                       | 4                                | 2.8        | 133                                     | 1                                | 0.8        | 10                                      | 3                                | 30.0       |
| San Joaquin            | 39                           | 38  | -                                | -          | 38                                      | -                                | -          | -                                       | -                                | -          |
| San Luis Obispo        | 7                            | 6   | -                                | -          | 5                                       | -                                | -          | 1                                       | -                                | -          |
| San Mateo              | 61                           | 40  | -                                | -          | 39                                      | -                                | -          | 1                                       | -                                | -          |
| Santa Barbara          | 20                           | 17  | 1                                | 5.9        | 16                                      | 1                                | 6.3        | 1                                       | -                                | -          |
| Santa Clara            | 166                          | 155                                       | -                                | -          | 147                                     | -                                | -          | 8                                       | -                                | -          |
| Santa Cruz             | 6                            | 6   | -                                | -          | 6                                       | -                                | -          | -                                       | -                                | -          |
| Shasta                 | 4                            | 4   | -                                | -          | 4                                       | -                                | -          | -                                       | -                                | -          |
| Sierra                 | -                            | -   | -                                | -          | -                                       | -                                | -          | -                                       | -                                | -          |
| Siskiyou               | -                            | -   | -                                | -          | -                                       | -                                | -          | -                                       | -                                | -          |
| Solano                 | 27                           | 6   | -                                | -          | 6                                       | -                                | -          | -                                       | -                                | -          |
| Sonoma                 | 6                            | 6   | -                                | -          | 5                                       | -                                | -          | 1                                       | -                                | -          |
| Stanislaus             | 14                           | 14  | -                                | -          | 14                                      | -                                | -          | -                                       | -                                | -          |
| Sutter                 | 1                            | 1   | -                                | -          | 1                                       | -                                | -          | -                                       | -                                | -          |
| Tehama                 | 1                            | 1   | 1                                | 100.0      | -                                       | -                                | -          | 1                                       | 1                                | 100.0      |
| Trinity                | -                            | -   | -                                | -          | -                                       | -                                | -          | -                                       | -                                | -          |
| Tulare                 | 13                           | 9   | 1                                | 11.1       | 7                                       | -                                | -          | -                                       | -                                | -          |
| Tuolumne               | 1                            | 1   | -                                | -          | -                                       | -                                | -          | 1                                       | -                                | -          |
| Ventura                | 39                           | 32  | -                                | -          | 31                                      | -                                | -          | 1                                       | -                                | -          |
| Yolo                   | 5                            | 5   | -                                | -          | 4                                       | -                                | -          | 1                                       | -                                | -          |
| Yuba                   | 1                            | 1   | -                                | -          | 1                                       | -                                | -          | -                                       | -                                | -          |

\*Sum of cases with prior TB and without prior TB does not equal all cases due to inclusion of those with unknown history of TB.

\*\*INH=Isoniazid, RIF=Rifampin

-Indicates zero cases or zero percent.

**Table 44. Tuberculosis Cases by Resistance to at Least One First-line Drug\* and History of Prior Tuberculosis: Reporting Jurisdictions in California, 2001**

| Reporting Jurisdiction | Total Culture Positive Cases | All Cases**                     |  |             |                                 | No Prior TB                              |             |                                 | Prior TB                                 |             |  |
|------------------------|------------------------------|---------------------------------|--|-------------|---------------------------------|--|-------------|---------------------------------|--|-------------|--|
|                        |                              | No. with Susceptibility Testing | Cases with Resistance to $\geq$ One Drug |             | No. with Susceptibility Testing | Cases with Resistance to $\geq$ One Drug |             | No. with Susceptibility Testing | Cases with Resistance to $\geq$ One Drug |             |  |
|                        |                              |                                 | No.                                      | %           |                                 | No.                                      | %           |                                 | No.                                      | %           |  |
| <b>California</b>      | <b>2,602</b>                 | <b>2,394</b>                    | <b>300</b>                               | <b>12.5</b> | <b>2,224</b>                    | <b>269</b>                               | <b>12.1</b> | <b>164</b>                      | <b>30</b>                                | <b>18.3</b> |  |
| Alameda                | 156                          | 142                             | 12                                       | 8.5         | 124                             | 11                                       | 8.9         | 18                              | 1  | 5.6         |  |
| Alpine                 | -                            | -                               | -  | -           | -                               | -  | -           | -                               | -  | -           |  |
| Amador                 | -                            | -                               | -  | -           | -                               | -  | -           | -                               | -  | -           |  |
| Berkeley               | 11                           | 8                               | -  | -           | 6                               | -  | -           | 2                               | -  | -           |  |
| Butte                  | 5                            | 3                               | -  | -           | 3                               | -  | -           | -                               | -  | -           |  |
| Calaveras              | 1                            | 1                               | -  | -           | 1                               | -  | -           | -                               | -  | -           |  |
| Colusa                 | 2                            | 2                               | -  | -           | 2                               | -  | -           | -                               | -  | -           |  |
| Contra Costa           | 75                           | 72                              | 7  | 9.7         | 62                              | 7  | 11.3        | 8                               | -  | -           |  |
| Del Norte              | -                            | -                               | -  | -           | -                               | -  | -           | -                               | -  | -           |  |
| El Dorado              | 5                            | 4                               | 1  | 25.0        | 4                               | 1  | 25.0        | -                               | -  | -           |  |
| Fresno                 | 62                           | 59                              | 6  | 10.2        | 57                              | 6  | 10.5        | 2                               | -  | -           |  |
| Glenn                  | -                            | -                               | -  | -           | -                               | -  | -           | -                               | -  | -           |  |
| Humboldt               | 6                            | 6                               | 2  | 33.3        | 5                               | 2  | 40.0        | 1                               | -  | -           |  |
| Imperial               | 23                           | 17                              | 2  | 11.8        | 16                              | 2  | 12.5        | -                               | -  | -           |  |
| Inyo                   | -                            | -                               | -  | -           | -                               | -  | -           | -                               | -  | -           |  |
| Kern                   | 39                           | 36                              | 2  | 5.6         | 33                              | 2  | 6.1         | 3                               | -  | -           |  |
| Kings                  | 8                            | 7                               | -  | -           | 7                               | -  | -           | -                               | -  | -           |  |
| Lake                   | 2                            | 2                               | -  | -           | 2                               | -  | -           | -                               | -  | -           |  |
| Lassen                 | -                            | -                               | -  | -           | -                               | -  | -           | -                               | -  | -           |  |
| Long Beach             | 46                           | 42                              | 5  | 11.9        | 39                              | 5  | 12.8        | 3                               | -  | -           |  |
| Los Angeles            | 805                          | 785                             | 106                                      | 13.5        | 718                             | 92                                       | 12.8        | 67                              | 14                                       | 20.9        |  |
| Madera                 | 7                            | 7                               | -  | -           | 7                               | -  | -           | -                               | -  | -           |  |
| Marin                  | 11                           | 10                              | 2  | 20.0        | 10                              | 2  | 20.0        | -                               | -  | -           |  |
| Mariposa               | -                            | -                               | -  | -           | -                               | -  | -           | -                               | -  | -           |  |
| Mendocino              | 2                            | 2                               | 1  | 50.0        | 2                               | 1  | 50.0        | -                               | -  | -           |  |
| Merced                 | 10                           | 9                               | -  | -           | 9                               | -  | -           | -                               | -  | -           |  |
| Modoc                  | -                            | -                               | -  | -           | -                               | -  | -           | -                               | -  | -           |  |
| Mono                   | -                            | -                               | -  | -           | -                               | -  | -           | -                               | -  | -           |  |
| Monterey               | 32                           | 31                              | 6  | 19.4        | 29                              | 5  | 17.2        | 2                               | 1  | 50.0        |  |
| Napa                   | 2                            | 2                               | -  | -           | 2                               | -  | -           | -                               | -  | -           |  |
| Nevada                 | -                            | -                               | -  | -           | -                               | -  | -           | -                               | -  | -           |  |
| Orange                 | 230                          | 214                             | 39                                       | 18.2        | 199                             | 34                                       | 17.1        | 15                              | 5  | 33.3        |  |
| Pasadena               | 15                           | 13                              | 3  | 23.1        | 13                              | 3  | 23.1        | -                               | -  | -           |  |
| Placer                 | 2                            | 2                               | -  | -           | 2                               | -  | -           | -                               | -  | -           |  |
| Plumas                 | -                            | -                               | -  | -           | -                               | -  | -           | -                               | -  | -           |  |
| Riverside              | 60                           | 36                              | 3  | 8.3         | 34                              | 2  | 5.9         | 2                               | 1  | 50.0        |  |
| Sacramento             | 83                           | 81                              | 6  | 7.4         | 75                              | 6  | 8.0         | 5                               | -  | -           |  |
| San Benito             | 4                            | 3                               | -  | -           | 3                               | -  | -           | -                               | -  | -           |  |
| San Bernardino         | 68                           | 63                              | 8  | 12.7        | 58                              | 8  | 13.8        | 5                               | -  | -           |  |
| San Diego              | 276                          | 250                             | 33                                       | 13.2        | 245                             | 31                                       | 12.7        | 5                               | 2  | 40.0        |  |
| San Francisco          | 143                          | 143                             | 15                                       | 10.5        | 133                             | 11                                       | 8.3         | 10                              | 4  | 40.0        |  |
| San Joaquin            | 39                           | 38                              | 5  | 13.2        | 38                              | 5  | 13.2        | -                               | -  | -           |  |
| San Luis Obispo        | 7                            | 6                               | 1  | 16.7        | 5                               | 1  | 20.0        | 1                               | -  | -           |  |
| San Mateo              | 61                           | 40                              | 3  | 7.5         | 39                              | 2  | 5.1         | 1                               | 1  | 100.0       |  |
| Santa Barbara          | 20                           | 17                              | 3  | 17.6        | 16                              | 3  | 18.8        | 1                               | -  | -           |  |
| Santa Clara            | 166                          | 155                             | 18                                       | 11.6        | 147                             | 18                                       | 12.2        | 8                               | -  | -           |  |
| Santa Cruz             | 6                            | 6                               | -  | -           | 6                               | -  | -           | -                               | -  | -           |  |
| Shasta                 | 4                            | 4                               | -  | -           | 4                               | -  | -           | -                               | -  | -           |  |
| Sierra                 | -                            | -                               | -  | -           | -                               | -  | -           | -                               | -  | -           |  |
| Siskiyou               | -                            | -                               | -  | -           | -                               | -  | -           | -                               | -  | -           |  |
| Solano                 | 27                           | 6                               | -  | -           | 6                               | -  | -           | -                               | -  | -           |  |
| Sonoma                 | 6                            | 6                               | 2  | 33.3        | 5                               | 2  | 40.0        | 1                               | -  | -           |  |
| Stanislaus             | 14                           | 14                              | 1  | 7.1         | 14                              | 1  | 7.1         | -                               | -  | -           |  |
| Sutter                 | 1                            | 1                               | -  | -           | 1                               | -  | -           | -                               | -  | -           |  |
| Tehama                 | 1                            | 1                               | 1  | 100.0       | -                               | -  | -           | 1                               | 1  | 100.0       |  |
| Trinity                | -                            | -                               | -  | -           | -                               | -  | -           | -                               | -  | -           |  |
| Tulare                 | 13                           | 9                               | 2  | 22.2        | 7                               | 1  | 14.3        | -                               | -  | -           |  |
| Tuolumne               | 1                            | 1                               | -  | -           | -                               | -  | -           | 1                               | -  | -           |  |
| Ventura                | 39                           | 32                              | 5  | 15.6        | 31                              | 5  | 16.1        | 1                               | -  | -           |  |
| Yolo                   | 5                            | 5                               | -  | -           | 4                               | -  | -           | 1                               | -  | -           |  |
| Yuba                   | 1                            | 1                               | -  | -           | 1                               | -  | -           | -                               | -  | -           |  |

\*First-line drugs include isoniazid, rifampin, ethambutol and pyrazinamide.

\*\*Sum of cases with prior TB and without prior TB does not equal all cases due to inclusion of those with unknown history of TB.

-Indicates zero cases or zero percent.



**Table 45. Tuberculosis Cases by Resistance to Isoniazid: Reporting Jurisdictions in California, 1995-2001**

| Reporting Jurisdiction | 1995          |                              |            | 1996         |                              |             | 1997         |                              |             | 1998         |                              |             | 1999         |                              |             | 2000         |                              |             | 2001         |                              |            |
|------------------------|---------------|------------------------------|------------|--------------|------------------------------|-------------|--------------|------------------------------|-------------|--------------|------------------------------|-------------|--------------|------------------------------|-------------|--------------|------------------------------|-------------|--------------|------------------------------|------------|
|                        | No. with INH* | Cases with Resistance to INH |            | No. with INH | Cases with Resistance to INH |             | No. with INH | Cases with Resistance to INH |             | No. with INH | Cases with Resistance to INH |             | No. with INH | Cases with Resistance to INH |             | No. with INH | Cases with Resistance to INH |             | No. with INH | Cases with Resistance to INH |            |
|                        |               | Testing                      | No.        |              | %                            | Testing     |              | No.                          | %           |              | Testing                      | No.         |              | %                            | Testing     |              | No.                          | %           |              | Testing                      | No.        |
| <b>California</b>      | <b>3,441</b>  | <b>323</b>                   | <b>9.4</b> | <b>3,239</b> | <b>325</b>                   | <b>10.0</b> | <b>3,072</b> | <b>315</b>                   | <b>10.3</b> | <b>2,949</b> | <b>345</b>                   | <b>11.7</b> | <b>2,678</b> | <b>286</b>                   | <b>10.7</b> | <b>2,486</b> | <b>255</b>                   | <b>10.3</b> | <b>2,392</b> | <b>213</b>                   | <b>8.9</b> |
| Alameda                | 185           | 19                           | 10.3       | 183          | 14                           | 7.7         | 157          | 13                           | 8.3         | 180          | 24                           | 13.3        | 146          | 17                           | 11.6        | 179          | 15                           | 8.4         | 141          | 10                           | 7.1        |
| Alpine                 | -             | -                            | -          | -            | -                            | -           | -            | -                            | -           | -            | -                            | -           | -            | -                            | -           | -            | -                            | -           | -            | -                            | -          |
| Amador                 | -             | -                            | -          | 2            | -                            | -           | -            | -                            | -           | 1            | -                            | -           | 1            | -                            | -           | -            | -                            | -           | -            | -                            | -          |
| Berkeley               | 11            | 1                            | 9.1        | 12           | 1                            | 8.3         | 10           | -                            | -           | 5            | -                            | -           | 14           | 1                            | 7.1         | 4            | -                            | -           | 8            | -                            | -          |
| Butte                  | 5             | 3                            | 60.0       | 3            | -                            | -           | 8            | -                            | -           | 4            | 1                            | 25.0        | 3            | -                            | -           | 3            | 1                            | 33.3        | 3            | -                            | -          |
| Calaveras              | -             | -                            | -          | -            | -                            | -           | -            | -                            | -           | -            | -                            | -           | -            | -                            | -           | -            | -                            | -           | 1            | -                            | -          |
| Colusa                 | 1             | 1                            | 100.0      | -            | -                            | -           | 3            | -                            | -           | -            | -                            | -           | -            | -                            | -           | -            | -                            | -           | 2            | -                            | -          |
| Contra Costa           | 73            | 5                            | 6.8        | 87           | 7                            | 8.0         | 70           | 6                            | 8.6         | 77           | 10                           | 13.0        | 65           | 10                           | 15.4        | 55           | 4                            | 7.3         | 72           | 5                            | 6.9        |
| Del Norte              | 1             | -                            | -          | -            | -                            | -           | -            | -                            | -           | -            | -                            | -           | -            | -                            | -           | -            | -                            | -           | -            | -                            | -          |
| El Dorado              | 4             | -                            | -          | 3            | -                            | -           | 3            | -                            | -           | 3            | -                            | -           | 1            | -                            | -           | 3            | -                            | -           | 4            | -                            | -          |
| Fresno                 | 63            | 8                            | 12.7       | 49           | 7                            | 14.3        | 74           | 10                           | 13.5        | 70           | 15                           | 21.4        | 54           | 9                            | 16.7        | 54           | 7                            | 13.0        | 59           | 6                            | 10.2       |
| Glenn                  | -             | -                            | -          | 2            | -                            | -           | 1            | -                            | -           | -            | -                            | -           | -            | -                            | -           | -            | -                            | -           | -            | -                            | -          |
| Humboldt               | 8             | -                            | -          | 5            | -                            | -           | 3            | -                            | -           | 8            | 3                            | 37.5        | 5            | -                            | -           | 4            | -                            | -           | 6            | 2                            | 33.3       |
| Imperial               | 28            | 2                            | 7.1        | 29           | 5                            | 17.2        | 34           | 3                            | 8.8         | 28           | -                            | -           | 25           | 2                            | 8.0         | 25           | 3                            | 12.0        | 17           | 1                            | 5.9        |
| Inyo                   | -             | -                            | -          | -            | -                            | -           | -            | -                            | -           | -            | -                            | -           | -            | -                            | -           | -            | -                            | -           | -            | -                            | -          |
| Kern                   | 54            | 3                            | 5.6        | 57           | 1                            | 1.8         | 52           | 2                            | 3.8         | 44           | 1                            | 2.3         | 51           | 2                            | 3.9         | 36           | 2                            | 5.6         | 36           | 2                            | 5.6        |
| Kings                  | 8             | 2                            | 25.0       | 8            | -                            | -           | 4            | 1                            | 25.0        | 12           | -                            | -           | 8            | -                            | -           | 8            | 1                            | 12.5        | 7            | -                            | -          |
| Lake                   | 3             | -                            | -          | 6            | 1                            | 16.7        | 1            | 1                            | 100.0       | 2            | -                            | -           | 1            | -                            | -           | 2            | -                            | -           | 2            | -                            | -          |
| Lassen                 | -             | -                            | -          | 1            | 1                            | 100.0       | -            | -                            | -           | -            | -                            | -           | -            | -                            | -           | -            | -                            | -           | -            | -                            | -          |
| Long Beach             | 58            | 3                            | 5.2        | 72           | 10                           | 13.9        | 67           | 6                            | 9.0         | 40           | 5                            | 12.5        | 72           | 5                            | 6.9         | 50           | 2                            | 4.0         | 42           | 4                            | 9.5        |
| Los Angeles            | 1,206         | 92                           | 7.6        | 1,022        | 85                           | 8.3         | 1,013        | 99                           | 9.8         | 974          | 110                          | 11.3        | 896          | 85                           | 9.5         | 807          | 81                           | 10.0        | 785          | 74                           | 9.4        |
| Madera                 | 7             | -                            | -          | 7            | 2                            | 28.6        | 4            | -                            | -           | 4            | -                            | -           | 6            | -                            | -           | 9            | -                            | -           | 7            | -                            | -          |
| Marin                  | 19            | -                            | -          | 13           | -                            | -           | 11           | 1                            | 9.1         | 12           | 1                            | 8.3         | 9            | -                            | -           | 8            | 1                            | 12.5        | 10           | 2                            | 20.0       |
| Mariposa               | -             | -                            | -          | -            | -                            | -           | -            | -                            | -           | -            | -                            | -           | -            | -                            | -           | 2            | -                            | -           | -            | -                            | -          |
| Mendocino              | 1             | -                            | -          | -            | -                            | -           | 2            | -                            | -           | 4            | 1                            | 25.0        | 1            | -                            | -           | 2            | 1                            | 50.0        | 2            | 1                            | 50.0       |
| Merced                 | 10            | 1                            | 10.0       | 14           | 2                            | 14.3        | 10           | -                            | -           | 4            | 1                            | 25.0        | 10           | 2                            | 20.0        | 4            | 2                            | 50.0        | 9            | -                            | -          |
| Modoc                  | -             | -                            | -          | -            | -                            | -           | -            | -                            | -           | -            | -                            | -           | -            | -                            | -           | 2            | -                            | -           | -            | -                            | -          |
| Mono                   | -             | -                            | -          | -            | -                            | -           | -            | -                            | -           | -            | -                            | -           | -            | -                            | -           | -            | -                            | -           | -            | -                            | -          |
| Monterey               | 34            | 3                            | 8.8        | 23           | 3                            | 13.0        | 29           | 4                            | 13.8        | 36           | 2                            | 5.6         | 31           | 3                            | 9.7         | 28           | 4                            | 14.3        | 31           | 4                            | 12.9       |
| Napa                   | 7             | -                            | -          | 10           | -                            | -           | 2            | 1                            | 50.0        | 3            | 1                            | 33.3        | 3            | -                            | -           | 2            | -                            | -           | 2            | -                            | -          |

\*INH=Isoniazid

-Indicates zero cases and zero percent.

**Table 45. Tuberculosis Cases by Resistance to Isoniazid: Reporting Jurisdictions in California, 1995-2001 (cont'd)**

| Reporting Jurisdiction | 1995                  |                              |      | 1996                 |                              |      | 1997                 |                              |      | 1998                 |                              |      | 1999                 |                              |      | 2000                 |                              |      | 2001                 |                              |       |     |
|------------------------|-----------------------|------------------------------|------|----------------------|------------------------------|------|----------------------|------------------------------|------|----------------------|------------------------------|------|----------------------|------------------------------|------|----------------------|------------------------------|------|----------------------|------------------------------|-------|-----|
|                        | No. with INH* Testing | Cases with Resistance to INH |      | No. with INH Testing | Cases with Resistance to INH |      | No. with INH Testing | Cases with Resistance to INH |      | No. with INH Testing | Cases with Resistance to INH |      | No. with INH Testing | Cases with Resistance to INH |      | No. with INH Testing | Cases with Resistance to INH |      | No. with INH Testing | Cases with Resistance to INH |       |     |
|                        |                       | No.                          | %    |                      | No.                          | %    |                      | No.                          | %    |                      | No.                          | %    |                      | No.                          | %    |                      | No.                          | %    |                      | No.                          | %     | No. |
| Nevada                 | -                     | -                            | -    | -                    | -                            | -    | -                    | -                            | -    | -                    | -                            | -    | -                    | -                            | -    | -                    | -                            | -    | -                    | -                            | -     | -   |
| Orange                 | 300                   | 43                           | 14.3 | 250                  | 37                           | 14.8 | 285                  | 40                           | 14.0 | 248                  | 39                           | 15.7 | 204                  | 27                           | 13.2 | 212                  | 29                           | 13.7 | 214                  | 27                           | 12.6  |     |
| Pasadena               | 22                    | 1                            | 4.5  | 16                   | 2                            | 12.5 | 8                    | -                            | -    | 15                   | 1                            | 6.7  | 6                    | -                            | -    | 7                    | 1                            | 14.3 | 13                   | 2                            | 15.4  |     |
| Placer                 | 3                     | 1                            | 33.3 | 3                    | -                            | -    | 2                    | -                            | -    | 5                    | -                            | -    | 2                    | -                            | -    | 1                    | -                            | -    | 2                    | -                            | -     |     |
| Plumas                 | 1                     | -                            | -    | -                    | -                            | -    | -                    | -                            | -    | -                    | -                            | -    | -                    | -                            | -    | -                    | -                            | -    | -                    | -                            | -     |     |
| Riverside              | 77                    | 5                            | 6.5  | 77                   | 5                            | 6.5  | 55                   | 4                            | 7.3  | 67                   | 8                            | 11.9 | 52                   | 4                            | 7.7  | 32                   | 5                            | 15.6 | 35                   | 3                            | 8.6   |     |
| Sacramento             | 88                    | 5                            | 5.7  | 95                   | 11                           | 11.6 | 78                   | 6                            | 7.7  | 73                   | 7                            | 9.6  | 61                   | 10                           | 16.4 | 72                   | 1                            | 1.4  | 81                   | 5                            | 6.2   |     |
| San Benito             | 3                     | -                            | -    | 1                    | -                            | -    | 3                    | -                            | -    | 1                    | -                            | -    | 3                    | -                            | -    | 1                    | -                            | -    | 3                    | -                            | -     |     |
| San Bernardino         | 65                    | 12                           | 18.5 | 85                   | 5                            | 5.9  | 98                   | 10                           | 10.2 | 78                   | 9                            | 11.5 | 90                   | 7                            | 7.8  | 79                   | 11                           | 13.9 | 63                   | 7                            | 11.1  |     |
| San Diego              | 308                   | 37                           | 12.0 | 302                  | 45                           | 14.9 | 265                  | 28                           | 10.6 | 270                  | 37                           | 13.7 | 225                  | 26                           | 11.6 | 261                  | 30                           | 11.5 | 250                  | 12                           | 4.8   |     |
| San Francisco          | 232                   | 19                           | 8.2  | 215                  | 25                           | 11.6 | 198                  | 17                           | 8.6  | 179                  | 11                           | 6.1  | 185                  | 20                           | 10.8 | 135                  | 9                            | 6.7  | 143                  | 13                           | 9.1   |     |
| San Joaquin            | 50                    | 5                            | 10.0 | 60                   | 3                            | 5.0  | 51                   | 8                            | 15.7 | 52                   | 4                            | 7.7  | 56                   | 8                            | 14.3 | 58                   | 8                            | 13.8 | 38                   | 4                            | 10.5  |     |
| San Luis Obispo        | 9                     | 1                            | 11.1 | 6                    | 1                            | 16.7 | 8                    | 1                            | 12.5 | 10                   | 2                            | 20.0 | 5                    | -                            | -    | 6                    | -                            | -    | 6                    | -                            | -     |     |
| San Mateo              | 74                    | 9                            | 12.2 | 75                   | 4                            | 5.3  | 66                   | 8                            | 12.1 | 60                   | 7                            | 11.7 | 46                   | 3                            | 6.5  | 35                   | 3                            | 8.6  | 40                   | 3                            | 7.5   |     |
| Santa Barbara          | 17                    | 1                            | 5.9  | 26                   | -                            | -    | 19                   | -                            | -    | 19                   | 4                            | 21.1 | 20                   | 1                            | 5.0  | 15                   | 1                            | 6.7  | 17                   | 3                            | 17.6  |     |
| Santa Clara            | 236                   | 20                           | 8.5  | 255                  | 35                           | 13.7 | 211                  | 32                           | 15.2 | 213                  | 27                           | 12.7 | 194                  | 33                           | 17.0 | 180                  | 26                           | 14.4 | 155                  | 16                           | 10.3  |     |
| Santa Cruz             | 12                    | 2                            | 16.7 | 11                   | -                            | -    | 10                   | -                            | -    | 10                   | 2                            | 20.0 | 10                   | 2                            | 20.0 | 2                    | -                            | -    | 6                    | -                            | -     |     |
| Shasta                 | 4                     | -                            | -    | 3                    | -                            | -    | 10                   | 1                            | 10.0 | 4                    | -                            | -    | 5                    | -                            | -    | 5                    | -                            | -    | 4                    | -                            | -     |     |
| Sierra                 | -                     | -                            | -    | -                    | -                            | -    | -                    | -                            | -    | -                    | -                            | -    | -                    | -                            | -    | -                    | -                            | -    | -                    | -                            | -     |     |
| Siskiyou               | 1                     | -                            | -    | -                    | -                            | -    | -                    | -                            | -    | 2                    | -                            | -    | 1                    | -                            | -    | 1                    | -                            | -    | -                    | -                            | -     |     |
| Solano                 | 47                    | 4                            | 8.5  | 38                   | 2                            | 5.3  | 32                   | 3                            | 9.4  | 33                   | 2                            | 6.1  | 18                   | -                            | -    | 15                   | 1                            | 6.7  | 6                    | -                            | -     |     |
| Sonoma                 | 13                    | 2                            | 15.4 | 18                   | 1                            | 5.6  | 10                   | 1                            | 10.0 | 12                   | 1                            | 8.3  | 14                   | 2                            | 14.3 | 12                   | -                            | -    | 6                    | -                            | -     |     |
| Stanislaus             | 14                    | 3                            | 21.4 | 17                   | 2                            | 11.8 | 24                   | 4                            | 16.7 | 16                   | 2                            | 12.5 | 20                   | 2                            | 10.0 | 8                    | -                            | -    | 14                   | -                            | -     |     |
| Sutter                 | 5                     | -                            | -    | 7                    | -                            | -    | 2                    | -                            | -    | 7                    | -                            | -    | 3                    | -                            | -    | 3                    | -                            | -    | 1                    | -                            | -     |     |
| Tehama                 | -                     | -                            | -    | 4                    | 1                            | 25.0 | -                    | -                            | -    | -                    | -                            | -    | 2                    | -                            | -    | -                    | -                            | -    | 1                    | 1                            | 100.0 |     |
| Trinity                | -                     | -                            | -    | -                    | -                            | -    | -                    | -                            | -    | -                    | -                            | -    | -                    | -                            | -    | -                    | -                            | -    | -                    | -                            | -     |     |
| Tulare                 | 21                    | 3                            | 14.3 | 28                   | 1                            | 3.6  | 16                   | 1                            | 6.3  | 18                   | 2                            | 11.1 | 15                   | 1                            | 6.7  | 14                   | 1                            | 7.1  | 9                    | 1                            | 11.1  |     |
| Tuolumne               | -                     | -                            | -    | -                    | -                            | -    | 1                    | -                            | -    | 8                    | -                            | -    | -                    | -                            | -    | 1                    | -                            | -    | 1                    | -                            | -     |     |
| Ventura                | 43                    | 6                            | 14.0 | 27                   | 4                            | 14.8 | 49                   | 2                            | 4.1  | 30                   | 4                            | 13.3 | 34                   | 3                            | 8.8  | 30                   | -                            | -    | 32                   | 5                            | 15.6  |     |
| Yolo                   | 8                     | -                            | -    | 10                   | 1                            | 10.0 | 10                   | -                            | -    | 5                    | 1                            | 20.0 | 4                    | 1                            | 25.0 | 5                    | -                            | -    | 5                    | -                            | -     |     |
| Yuba                   | 2                     | 1                            | 50.0 | 2                    | 1                            | 50.0 | 3                    | 2                            | 66.7 | 3                    | -                            | -    | 1                    | -                            | -    | 9                    | 5                            | 55.6 | 1                    | -                            | -     |     |

\*INH=Isoniazid

-Indicates zero cases or zero percent.

**Table 46. Tuberculosis Cases by Resistance to Isoniazid and Rifampin: Reporting Jurisdictions in California, 1995-2001**

| Reporting Jurisdiction | 1995                      |                  |            | 1996                     |                |            | 1997                     |                |            | 1998                     |                |            | 1999                     |                |            | 2000                     |                |            | 2001                     |                |            |
|------------------------|---------------------------|------------------|------------|--------------------------|----------------|------------|--------------------------|----------------|------------|--------------------------|----------------|------------|--------------------------|----------------|------------|--------------------------|----------------|------------|--------------------------|----------------|------------|
|                        | No. with INH/RIF* Testing | Cases with MDR** |            | No. with INH/RIF Testing | Cases with MDR |            | No. with INH/RIF Testing | Cases with MDR |            | No. with INH/RIF Testing | Cases with MDR |            | No. with INH/RIF Testing | Cases with MDR |            | No. with INH/RIF Testing | Cases with MDR |            | No. with INH/RIF Testing | Cases with MDR |            |
|                        |                           | No.              | %          |                          | No.            | %          |                          | No.            | %          |                          | No.            | %          |                          | No.            | %          |                          | No.            | %          |                          | No.            | %          |
| <b>California</b>      | <b>3,439</b>              | <b>47</b>        | <b>1.4</b> | <b>3,238</b>             | <b>46</b>      | <b>1.4</b> | <b>3,071</b>             | <b>42</b>      | <b>1.4</b> | <b>2,948</b>             | <b>36</b>      | <b>1.2</b> | <b>2,676</b>             | <b>39</b>      | <b>1.5</b> | <b>2,484</b>             | <b>33</b>      | <b>1.3</b> | <b>2,391</b>             | <b>25</b>      | <b>1.0</b> |
| Alameda                | 184                       | 2                | 1.1        | 183                      | 4              | 2.2        | 157                      | 2              | 1.3        | 180                      | 1              | 0.6        | 146                      | 1              | 0.7        | 179                      | -              | -          | 141                      | 1              | 0.7        |
| Alpine                 | -                         | -                | -          | -                        | -              | -          | -                        | -              | -          | -                        | -              | -          | -                        | -              | -          | -                        | -              | -          | -                        | -              | -          |
| Amador                 | -                         | -                | -          | 2                        | -              | -          | -                        | -              | -          | 1                        | -              | -          | 1                        | -              | -          | -                        | -              | -          | -                        | -              | -          |
| Berkeley               | 11                        | -                | -          | 12                       | -              | -          | 10                       | -              | -          | 5                        | -              | -          | 14                       | 1              | 7.1        | 4                        | -              | -          | 8                        | -              | -          |
| Butte                  | 5                         | 1                | 20.0       | 3                        | -              | -          | 8                        | -              | -          | 4                        | 1              | 25.0       | 3                        | -              | -          | 3                        | -              | -          | 3                        | -              | -          |
| Calaveras              | -                         | -                | -          | -                        | -              | -          | -                        | -              | -          | -                        | -              | -          | -                        | -              | -          | -                        | -              | -          | 1                        | -              | -          |
| Colusa                 | 1                         | -                | -          | -                        | -              | -          | 3                        | -              | -          | -                        | -              | -          | -                        | -              | -          | -                        | -              | -          | 1                        | -              | -          |
| Contra Costa           | 73                        | -                | -          | 87                       | 1              | 1.1        | 69                       | 1              | 1.4        | 77                       | 1              | 1.3        | 65                       | -              | -          | 55                       | -              | -          | 72                       | -              | -          |
| Del Norte              | 1                         | -                | -          | -                        | -              | -          | -                        | -              | -          | -                        | -              | -          | -                        | -              | -          | -                        | -              | -          | -                        | -              | -          |
| El Dorado              | 4                         | -                | -          | 3                        | -              | -          | 3                        | -              | -          | 3                        | -              | -          | 1                        | -              | -          | 3                        | -              | -          | 4                        | -              | -          |
| Fresno                 | 63                        | 1                | 1.6        | 49                       | 4              | 8.2        | 74                       | 2              | 2.7        | 70                       | 7              | 10.0       | 54                       | 1              | 1.9        | 54                       | 3              | 5.6        | 59                       | -              | -          |
| Glenn                  | -                         | -                | -          | 2                        | -              | -          | 1                        | -              | -          | -                        | -              | -          | -                        | -              | -          | -                        | -              | -          | -                        | -              | -          |
| Humboldt               | 8                         | -                | -          | 5                        | -              | -          | 3                        | -              | -          | 8                        | -              | -          | 5                        | -              | -          | 4                        | -              | -          | 6                        | 1              | 16.7       |
| Imperial               | 28                        | -                | -          | 29                       | 3              | 10.3       | 34                       | 1              | 2.9        | 28                       | -              | -          | 25                       | -              | -          | 25                       | -              | -          | 17                       | 1              | 5.9        |
| Inyo                   | -                         | -                | -          | -                        | -              | -          | -                        | -              | -          | -                        | -              | -          | -                        | -              | -          | -                        | -              | -          | -                        | -              | -          |
| Kern                   | 54                        | 1                | 1.9        | 57                       | -              | -          | 52                       | -              | -          | 44                       | -              | -          | 51                       | -              | -          | 36                       | -              | -          | 36                       | 1              | 2.8        |
| Kings                  | 8                         | 1                | 12.5       | 8                        | -              | -          | 4                        | -              | -          | 12                       | -              | -          | 8                        | -              | -          | 8                        | -              | -          | 7                        | -              | -          |
| Lake                   | 3                         | -                | -          | 6                        | -              | -          | 1                        | -              | -          | 2                        | -              | -          | 1                        | -              | -          | 2                        | -              | -          | 2                        | -              | -          |
| Lassen                 | -                         | -                | -          | 1                        | 1              | 100.0      | -                        | -              | -          | -                        | -              | -          | -                        | -              | -          | -                        | -              | -          | -                        | -              | -          |
| Long Beach             | 58                        | 1                | 1.7        | 72                       | 1              | 1.4        | 67                       | 2              | 3.0        | 40                       | -              | -          | 72                       | 1              | 1.4        | 50                       | -              | -          | 42                       | -              | -          |
| Los Angeles            | 1,205                     | 16               | 1.3        | 1,022                    | 11             | 1.1        | 1,013                    | 12             | 1.2        | 974                      | 7              | 0.7        | 896                      | 15             | 1.7        | 806                      | 9              | 1.1        | 785                      | 8              | 1.0        |
| Madera                 | 7                         | -                | -          | 7                        | -              | -          | 4                        | -              | -          | 4                        | -              | -          | 6                        | -              | -          | 9                        | -              | -          | 7                        | -              | -          |
| Marin                  | 19                        | -                | -          | 13                       | -              | -          | 11                       | 1              | 9.1        | 12                       | -              | -          | 9                        | -              | -          | 8                        | -              | -          | 10                       | -              | -          |
| Mariposa               | -                         | -                | -          | -                        | -              | -          | -                        | -              | -          | -                        | -              | -          | -                        | -              | -          | 2                        | -              | -          | -                        | -              | -          |
| Mendocino              | 1                         | -                | -          | -                        | -              | -          | 2                        | -              | -          | 4                        | -              | -          | 1                        | -              | -          | 2                        | -              | -          | 2                        | -              | -          |
| Merced                 | 10                        | -                | -          | 14                       | 1              | 7.1        | 10                       | -              | -          | 4                        | -              | -          | 10                       | 2              | 20.0       | 4                        | -              | -          | 9                        | -              | -          |
| Modoc                  | -                         | -                | -          | -                        | -              | -          | -                        | -              | -          | -                        | -              | -          | -                        | -              | -          | 2                        | -              | -          | -                        | -              | -          |
| Mono                   | -                         | -                | -          | -                        | -              | -          | -                        | -              | -          | -                        | -              | -          | -                        | -              | -          | -                        | -              | -          | -                        | -              | -          |
| Monterey               | 34                        | -                | -          | 23                       | -              | -          | 29                       | 1              | 3.4        | 36                       | -              | -          | 31                       | -              | -          | 28                       | -              | -          | 31                       | -              | -          |
| Napa                   | 7                         | -                | -          | 10                       | -              | -          | 2                        | -              | -          | 3                        | -              | -          | 3                        | -              | -          | 2                        | -              | -          | 2                        | -              | -          |

\*INH=Isoniazid, RIF=Rifampin

\*\*Cases with resistance to at least isoniazid and rifampin.

-Indicates zero cases or zero percent.

**Table 46. Tuberculosis Cases by Resistance to Isoniazid and Rifampin: Reporting Jurisdictions in California, 1995-2001 (cont'd)**

| Reporting<br>Jurisdiction | 1995                 |                     |      | 1996                |                   |         | 1997                |                   |      | 1998                |                   |     | 1999                |                   |         | 2000                |                   |      | 2001                |                   |       |   |
|---------------------------|----------------------|---------------------|------|---------------------|-------------------|---------|---------------------|-------------------|------|---------------------|-------------------|-----|---------------------|-------------------|---------|---------------------|-------------------|------|---------------------|-------------------|-------|---|
|                           | No. with<br>INH/RIF* | Cases<br>with MDR** |      | No. with<br>INH/RIF | Cases<br>with MDR |         | No. with<br>INH/RIF | Cases<br>with MDR |      | No. with<br>INH/RIF | Cases<br>with MDR |     | No. with<br>INH/RIF | Cases<br>with MDR |         | No. with<br>INH/RIF | Cases<br>with MDR |      | No. with<br>INH/RIF | Cases<br>with MDR |       |   |
|                           |                      | Testing             | No.  |                     | %                 | Testing |                     | No.               | %    |                     | Testing           | No. |                     | %                 | Testing |                     | No.               | %    |                     | Testing           | No.   | % |
| Nevada                    | -                    | -                   | -    | -                   | -                 | -       | -                   | -                 | -    | -                   | -                 | -   | -                   | -                 | -       | -                   | -                 | -    | -                   | -                 | -     | - |
| Orange                    | 300                  | 6                   | 2.0  | 250                 | 5                 | 2.0     | 285                 | 6                 | 2.1  | 248                 | 2                 | 0.8 | 204                 | 3                 | 1.5     | 212                 | 4                 | 1.9  | 214                 | 1                 | 0.5   |   |
| Pasadena                  | 22                   | -                   | -    | 16                  | -                 | -       | 8                   | -                 | -    | 15                  | -                 | -   | 6                   | -                 | -       | 7                   | -                 | -    | 13                  | -                 | -     |   |
| Placer                    | 3                    | 1                   | 33.3 | 3                   | -                 | -       | 2                   | -                 | -    | 5                   | -                 | -   | 2                   | -                 | -       | 1                   | -                 | -    | 2                   | -                 | -     |   |
| Plumas                    | 1                    | -                   | -    | -                   | -                 | -       | -                   | -                 | -    | -                   | -                 | -   | -                   | -                 | -       | -                   | -                 | -    | -                   | -                 | -     |   |
| Riverside                 | 77                   | 1                   | 1.3  | 77                  | 1                 | 1.3     | 55                  | 2                 | 3.6  | 67                  | 1                 | 1.5 | 52                  | 3                 | 5.8     | 32                  | 3                 | 9.4  | 35                  | -                 | -     |   |
| Sacramento                | 88                   | 1                   | 1.1  | 94                  | -                 | -       | 78                  | -                 | -    | 73                  | 2                 | 2.7 | 61                  | -                 | -       | 72                  | -                 | -    | 81                  | 2                 | 2.5   |   |
| San Benito                | 3                    | -                   | -    | 1                   | -                 | -       | 3                   | -                 | -    | 1                   | -                 | -   | 3                   | -                 | -       | 1                   | -                 | -    | 3                   | -                 | -     |   |
| San Bernardino            | 65                   | 1                   | 1.5  | 85                  | -                 | -       | 98                  | -                 | -    | 78                  | 2                 | 2.6 | 88                  | 1                 | 1.1     | 78                  | -                 | -    | 63                  | 1                 | 1.6   |   |
| San Diego                 | 308                  | 3                   | 1.0  | 302                 | 4                 | 1.3     | 265                 | 2                 | 0.8  | 269                 | 3                 | 1.1 | 225                 | 2                 | 0.9     | 261                 | 8                 | 3.1  | 250                 | 2                 | 0.8   |   |
| San Francisco             | 232                  | 3                   | 1.3  | 215                 | 2                 | 0.9     | 198                 | 2                 | 1.0  | 179                 | 2                 | 1.1 | 185                 | 3                 | 1.6     | 135                 | -                 | -    | 143                 | 4                 | 2.8   |   |
| San Joaquin               | 50                   | 2                   | 4.0  | 60                  | 1                 | 1.7     | 51                  | -                 | -    | 52                  | -                 | -   | 56                  | 2                 | 3.6     | 58                  | 3                 | 5.2  | 38                  | -                 | -     |   |
| San Luis Obispo           | 9                    | -                   | -    | 6                   | -                 | -       | 8                   | -                 | -    | 10                  | -                 | -   | 5                   | -                 | -       | 6                   | -                 | -    | 6                   | -                 | -     |   |
| San Mateo                 | 74                   | 2                   | 2.7  | 75                  | 1                 | 1.3     | 66                  | 2                 | 3.0  | 60                  | -                 | -   | 46                  | -                 | -       | 35                  | -                 | -    | 40                  | -                 | -     |   |
| Santa Barbara             | 17                   | 1                   | 5.9  | 26                  | -                 | -       | 19                  | -                 | -    | 19                  | -                 | -   | 20                  | -                 | -       | 15                  | -                 | -    | 17                  | 1                 | 5.9   |   |
| Santa Clara               | 236                  | 1                   | 0.4  | 255                 | 2                 | 0.8     | 211                 | 3                 | 1.4  | 213                 | 5                 | 2.3 | 194                 | 3                 | 1.5     | 180                 | 2                 | 1.1  | 155                 | -                 | -     |   |
| Santa Cruz                | 12                   | -                   | -    | 11                  | -                 | -       | 10                  | -                 | -    | 10                  | -                 | -   | 10                  | -                 | -       | 2                   | -                 | -    | 6                   | -                 | -     |   |
| Shasta                    | 4                    | -                   | -    | 3                   | -                 | -       | 10                  | -                 | -    | 4                   | -                 | -   | 5                   | -                 | -       | 5                   | -                 | -    | 4                   | -                 | -     |   |
| Sierra                    | -                    | -                   | -    | -                   | -                 | -       | -                   | -                 | -    | -                   | -                 | -   | -                   | -                 | -       | -                   | -                 | -    | -                   | -                 | -     |   |
| Siskiyou                  | 1                    | -                   | -    | -                   | -                 | -       | -                   | -                 | -    | 2                   | -                 | -   | 1                   | -                 | -       | 1                   | -                 | -    | -                   | -                 | -     |   |
| Solano                    | 47                   | 1                   | 2.1  | 38                  | 1                 | 2.6     | 32                  | -                 | -    | 33                  | -                 | -   | 18                  | -                 | -       | 15                  | -                 | -    | 6                   | -                 | -     |   |
| Sonoma                    | 13                   | -                   | -    | 18                  | -                 | -       | 10                  | -                 | -    | 12                  | -                 | -   | 14                  | -                 | -       | 12                  | -                 | -    | 6                   | -                 | -     |   |
| Stanislaus                | 14                   | -                   | -    | 17                  | 1                 | 5.9     | 24                  | 1                 | 4.2  | 16                  | -                 | -   | 20                  | -                 | -       | 8                   | -                 | -    | 14                  | -                 | -     |   |
| Sutter                    | 5                    | -                   | -    | 7                   | -                 | -       | 2                   | -                 | -    | 7                   | -                 | -   | 3                   | -                 | -       | 3                   | -                 | -    | 1                   | -                 | -     |   |
| Tehama                    | -                    | -                   | -    | 4                   | -                 | -       | -                   | -                 | -    | -                   | -                 | -   | 2                   | -                 | -       | -                   | -                 | -    | 1                   | 1                 | 100.0 |   |
| Trinity                   | -                    | -                   | -    | -                   | -                 | -       | -                   | -                 | -    | -                   | -                 | -   | -                   | -                 | -       | -                   | -                 | -    | -                   | -                 | -     |   |
| Tulare                    | 21                   | -                   | -    | 28                  | 1                 | 3.6     | 16                  | 1                 | 6.3  | 18                  | -                 | -   | 15                  | 1                 | 6.7     | 14                  | -                 | -    | 9                   | 1                 | 11.1  |   |
| Tuolumne                  | -                    | -                   | -    | -                   | -                 | -       | 1                   | -                 | -    | 8                   | -                 | -   | -                   | -                 | -       | 1                   | -                 | -    | 1                   | -                 | -     |   |
| Ventura                   | 43                   | 1                   | 2.3  | 27                  | -                 | -       | 49                  | -                 | -    | 30                  | 2                 | 6.7 | 34                  | -                 | -       | 30                  | -                 | -    | 32                  | -                 | -     |   |
| Yolo                      | 8                    | -                   | -    | 10                  | -                 | -       | 10                  | -                 | -    | 5                   | -                 | -   | 4                   | -                 | -       | 5                   | -                 | -    | 5                   | -                 | -     |   |
| Yuba                      | 2                    | -                   | -    | 2                   | 1                 | 50.0    | 3                   | 1                 | 33.3 | 3                   | -                 | -   | 1                   | -                 | -       | 9                   | 1                 | 11.1 | 1                   | -                 | -     |   |

\*INH=Isoniazid, RIF=Rifampin

\*\*Cases with resistance to at least isoniazid and rifampin.

-Indicates zero cases or zero percent.

**Table 47. Tuberculosis Cases by Reason Therapy Stopped: Reporting Jurisdictions in California, 1999**

| Reporting Jurisdiction | Cases Starting Therapy | Reason Therapy Stopped*  |             |                          |             |            |            |            |            |           |            |          |            |               |            |                |            |
|------------------------|------------------------|--------------------------|-------------|--------------------------|-------------|------------|------------|------------|------------|-----------|------------|----------|------------|---------------|------------|----------------|------------|
|                        |                        | Completed Tx ≤ 12 months |             | Completed Tx > 12 months |             | Moved      |            | Died       |            | Lost      |            | Refused  |            | Other/Unknown |            | No Information |            |
|                        |                        | No.                      | %           | No.                      | %           | No.        | %          | No.        | %          | No.       | %          | No.      | %          | No.           | %          | No.            | %          |
| <b>California</b>      | <b>3,486</b>           | <b>2,454</b>             | <b>70.4</b> | <b>401</b>               | <b>11.5</b> | <b>276</b> | <b>7.9</b> | <b>238</b> | <b>6.8</b> | <b>45</b> | <b>1.3</b> | <b>6</b> | <b>0.2</b> | <b>26</b>     | <b>0.7</b> | <b>40</b>      | <b>1.1</b> |
| Alameda                | 221                    | 157                      | 71.0        | 16                       | 7.2         | 19         | 8.6        | 24         | 10.9       | 3         | 1.4        | -        | -          | -             | -          | 2              | 0.9        |
| Alpine                 | -                      | -                        | -           | -                        | -           | -          | -          | -          | -          | -         | -          | -        | -          | -             | -          | -              | -          |
| Amador                 | 1                      | -                        | -           | -                        | -           | -          | -          | 1          | 100.0      | -         | -          | -        | -          | -             | -          | -              | -          |
| Berkeley               | 15                     | 8                        | 53.3        | 3                        | 20.0        | 3          | 20.0       | 1          | 6.7        | -         | -          | -        | -          | -             | -          | -              | -          |
| Butte                  | 3                      | 3                        | 100.0       | -                        | -           | -          | -          | -          | -          | -         | -          | -        | -          | -             | -          | -              | -          |
| Calaveras              | -                      | -                        | -           | -                        | -           | -          | -          | -          | -          | -         | -          | -        | -          | -             | -          | -              | -          |
| Colusa                 | -                      | -                        | -           | -                        | -           | -          | -          | -          | -          | -         | -          | -        | -          | -             | -          | -              | -          |
| Contra Costa           | 96                     | 61                       | 63.5        | 11                       | 11.5        | 15         | 15.6       | 6          | 6.3        | 3         | 3.1        | -        | -          | -             | -          | -              | -          |
| Del Norte              | -                      | -                        | -           | -                        | -           | -          | -          | -          | -          | -         | -          | -        | -          | -             | -          | -              | -          |
| El Dorado              | 1                      | -                        | -           | -                        | -           | -          | -          | -          | -          | -         | -          | -        | -          | -             | -          | 1              | 100.0      |
| Fresno                 | 100                    | 69                       | 69.0        | 11                       | 11.0        | 13         | 13.0       | 6          | 6.0        | 1         | 1.0        | -        | -          | -             | -          | -              | -          |
| Glenn                  | -                      | -                        | -           | -                        | -           | -          | -          | -          | -          | -         | -          | -        | -          | -             | -          | -              | -          |
| Humboldt               | 7                      | 6                        | 85.7        | -                        | -           | 1          | 14.3       | -          | -          | -         | -          | -        | -          | -             | -          | -              | -          |
| Imperial               | 36                     | 28                       | 77.8        | 2                        | 5.6         | 3          | 8.3        | 2          | 5.6        | 1         | 2.8        | -        | -          | -             | -          | -              | -          |
| Inyo                   | -                      | -                        | -           | -                        | -           | -          | -          | -          | -          | -         | -          | -        | -          | -             | -          | -              | -          |
| Kern                   | 59                     | 34                       | 57.6        | 5                        | 8.5         | 16         | 27.1       | 4          | 6.8        | -         | -          | -        | -          | -             | -          | -              | -          |
| Kings                  | 11                     | 8                        | 72.7        | 1                        | 9.1         | 2          | 18.2       | -          | -          | -         | -          | -        | -          | -             | -          | -              | -          |
| Lake                   | 2                      | -                        | -           | 2                        | 100.0       | -          | -          | -          | -          | -         | -          | -        | -          | -             | -          | -              | -          |
| Lassen                 | 1                      | 1                        | 100.0       | -                        | -           | -          | -          | -          | -          | -         | -          | -        | -          | -             | -          | -              | -          |
| Long Beach             | 85                     | 60                       | 70.6        | 11                       | 12.9        | 5          | 5.9        | 8          | 9.4        | -         | -          | -        | -          | 1             | 1.2        | -              | -          |
| Los Angeles            | 1,128                  | 772                      | 68.4        | 156                      | 13.8        | 76         | 6.7        | 92         | 8.2        | 19        | 1.7        | -        | -          | 2             | 0.2        | 11             | 1.0        |
| Madera                 | 7                      | 4                        | 57.1        | -                        | -           | -          | -          | 2          | 28.6       | 1         | 14.3       | -        | -          | -             | -          | -              | -          |
| Marin                  | 9                      | 6                        | 66.7        | 1                        | 11.1        | 1          | 11.1       | -          | -          | -         | -          | -        | -          | 1             | 11.1       | -              | -          |
| Mariposa               | -                      | -                        | -           | -                        | -           | -          | -          | -          | -          | -         | -          | -        | -          | -             | -          | -              | -          |
| Mendocino              | 1                      | 1                        | 100.0       | -                        | -           | -          | -          | -          | -          | -         | -          | -        | -          | -             | -          | -              | -          |
| Merced                 | 11                     | 6                        | 54.5        | 1                        | 9.1         | 1          | 9.1        | 1          | 9.1        | -         | -          | -        | -          | 1             | 9.1        | 1              | 9.1        |
| Modoc                  | -                      | -                        | -           | -                        | -           | -          | -          | -          | -          | -         | -          | -        | -          | -             | -          | -              | -          |
| Mono                   | -                      | -                        | -           | -                        | -           | -          | -          | -          | -          | -         | -          | -        | -          | -             | -          | -              | -          |
| Monterey               | 48                     | 32                       | 66.7        | 10                       | 20.8        | 3          | 6.3        | 2          | 4.2        | 1         | 2.1        | -        | -          | -             | -          | -              | -          |
| Napa                   | 3                      | -                        | -           | -                        | -           | 3          | 100.0      | -          | -          | -         | -          | -        | -          | -             | -          | -              | -          |

\*Patient outcome in jurisdiction reporting the case.

-Indicates zero cases or zero percent.

**Table 47. Tuberculosis Cases by Reason Therapy Stopped: Reporting Jurisdictions in California, 1999 (cont'd)**

| Reporting Jurisdiction | Cases Starting Therapy | Reason Therapy Stopped*  |       |                          |      |       |      |      |      |      |      |         |      |               |      |                |      |
|------------------------|------------------------|--------------------------|-------|--------------------------|------|-------|------|------|------|------|------|---------|------|---------------|------|----------------|------|
|                        |                        | Completed Tx ≤ 12 months |       | Completed Tx > 12 months |      | Moved |      | Died |      | Lost |      | Refused |      | Other/Unknown |      | No Information |      |
|                        |                        | No.                      | %     | No.                      | %    | No.   | %    | No.  | %    | No.  | %    | No.     | %    | No.           | %    | No.            | %    |
| Nevada                 | 2                      | 2                        | 100.0 | -                        | -    | -     | -    | -    | -    | -    | -    | -       | -    | -             | -    | -              | -    |
| Orange                 | 241                    | 186                      | 77.2  | 20                       | 8.3  | 19    | 7.9  | 8    | 3.3  | 1    | 0.4  | 1       | 0.4  | 2             | 0.8  | 4              | 1.7  |
| Pasadena               | 8                      | 6                        | 75.0  | 1                        | 12.5 | 1     | 12.5 | -    | -    | -    | -    | -       | -    | -             | -    | -              | -    |
| Placer                 | 3                      | 3                        | 100.0 | -                        | -    | -     | -    | -    | -    | -    | -    | -       | -    | -             | -    | -              | -    |
| Plumas                 | -                      | -                        | -     | -                        | -    | -     | -    | -    | -    | -    | -    | -       | -    | -             | -    | -              | -    |
| Riverside              | 75                     | 60                       | 80.0  | 4                        | 5.3  | 5     | 6.7  | 3    | 4.0  | 1    | 1.3  | -       | -    | 1             | 1.3  | 1              | 1.3  |
| Sacramento             | 92                     | 65                       | 70.7  | 13                       | 14.1 | 3     | 3.3  | 8    | 8.7  | 2    | 2.2  | 1       | 1.1  | -             | -    | -              | -    |
| San Benito             | 4                      | 2                        | 50.0  | -                        | -    | 2     | 50.0 | -    | -    | -    | -    | -       | -    | -             | -    | -              | -    |
| San Bernardino         | 101                    | 58                       | 57.4  | 17                       | 16.8 | 11    | 10.9 | 4    | 4.0  | 1    | 1.0  | -       | -    | 3             | 3.0  | 7              | 6.9  |
| San Diego              | 292                    | 210                      | 71.9  | 39                       | 13.4 | 21    | 7.2  | 14   | 4.8  | 1    | 0.3  | -       | -    | 5             | 1.7  | 2              | 0.7  |
| San Francisco          | 231                    | 171                      | 74.0  | 22                       | 9.5  | 8     | 3.5  | 26   | 11.3 | 1    | 0.4  | 2       | 0.9  | 1             | 0.4  | -              | -    |
| San Joaquin            | 70                     | 57                       | 81.4  | 9                        | 12.9 | 3     | 4.3  | 1    | 1.4  | -    | -    | -       | -    | -             | -    | -              | -    |
| San Luis Obispo        | 6                      | 4                        | 66.7  | -                        | -    | 1     | 16.7 | -    | -    | -    | -    | 1       | 16.7 | -             | -    | -              | -    |
| San Mateo              | 61                     | 45                       | 73.8  | 6                        | 9.8  | 5     | 8.2  | 3    | 4.9  | -    | -    | -       | -    | -             | -    | 2              | 3.3  |
| Santa Barbara          | 24                     | 18                       | 75.0  | 1                        | 4.2  | 2     | 8.3  | 1    | 4.2  | 1    | 4.2  | -       | -    | -             | -    | 1              | 4.2  |
| Santa Clara            | 237                    | 180                      | 75.9  | 19                       | 8.0  | 19    | 8.0  | 10   | 4.2  | 1    | 0.4  | -       | -    | 5             | 2.1  | 3              | 1.3  |
| Santa Cruz             | 14                     | 9                        | 64.3  | -                        | -    | 2     | 14.3 | 2    | 14.3 | -    | -    | 1       | 7.1  | -             | -    | -              | -    |
| Shasta                 | 5                      | 5                        | 100.0 | -                        | -    | -     | -    | -    | -    | -    | -    | -       | -    | -             | -    | -              | -    |
| Sierra                 | -                      | -                        | -     | -                        | -    | -     | -    | -    | -    | -    | -    | -       | -    | -             | -    | -              | -    |
| Siskiyou               | 1                      | 1                        | 100.0 | -                        | -    | -     | -    | -    | -    | -    | -    | -       | -    | -             | -    | -              | -    |
| Solano                 | 30                     | 22                       | 73.3  | -                        | -    | 2     | 6.7  | -    | -    | 1    | 3.3  | -       | -    | 1             | 3.3  | 4              | 13.3 |
| Sonoma                 | 18                     | 13                       | 72.2  | 3                        | 16.7 | 1     | 5.6  | 1    | 5.6  | -    | -    | -       | -    | -             | -    | -              | -    |
| Stanislaus             | 28                     | 16                       | 57.1  | 6                        | 21.4 | 1     | 3.6  | 4    | 14.3 | 1    | 3.6  | -       | -    | -             | -    | -              | -    |
| Sutter                 | 6                      | 5                        | 83.3  | -                        | -    | -     | -    | -    | -    | -    | -    | -       | -    | 1             | 16.7 | -              | -    |
| Tehama                 | 2                      | 1                        | 50.0  | 1                        | 50.0 | -     | -    | -    | -    | -    | -    | -       | -    | -             | -    | -              | -    |
| Trinity                | -                      | -                        | -     | -                        | -    | -     | -    | -    | -    | -    | -    | -       | -    | -             | -    | -              | -    |
| Tulare                 | 20                     | 13                       | 65.0  | 3                        | 15.0 | 2     | 10.0 | 1    | 5.0  | 1    | 5.0  | -       | -    | -             | -    | -              | -    |
| Tuolumne               | -                      | -                        | -     | -                        | -    | -     | -    | -    | -    | -    | -    | -       | -    | -             | -    | -              | -    |
| Ventura                | 60                     | 42                       | 70.0  | 7                        | 11.7 | 6     | 10.0 | 2    | 3.3  | -    | -    | -       | -    | 2             | 3.3  | 1              | 1.7  |
| Yolo                   | 9                      | 3                        | 33.3  | -                        | -    | 1     | 11.1 | 1    | 11.1 | 4    | 44.4 | -       | -    | -             | -    | -              | -    |
| Yuba                   | 1                      | 1                        | 100.0 | -                        | -    | -     | -    | -    | -    | -    | -    | -       | -    | -             | -    | -              | -    |

\*Patient outcome in jurisdiction reporting the case.

-Indicates zero cases or zero percent.

**Table 48. Drug-Susceptible\* Tuberculosis Cases by Reason Therapy Stopped: Reporting Jurisdictions in California, 1999**

| Reporting Jurisdiction | Cases Starting Therapy | Reason Therapy Stopped** |             |                          |             |            |            |            |            |           |            |          |            |               |            |                |            |
|------------------------|------------------------|--------------------------|-------------|--------------------------|-------------|------------|------------|------------|------------|-----------|------------|----------|------------|---------------|------------|----------------|------------|
|                        |                        | Completed Tx ≤ 12 months |             | Completed Tx > 12 months |             | Moved      |            | Died       |            | Lost      |            | Refused  |            | Other/Unknown |            | No Information |            |
|                        |                        | No.                      | %           | No.                      | %           | No.        | %          | No.        | %          | No.       | %          | No.      | %          | No.           | %          | No.            | %          |
| <b>California</b>      | <b>3,144</b>           | <b>2,291</b>             | <b>72.9</b> | <b>313</b>               | <b>10.0</b> | <b>227</b> | <b>7.2</b> | <b>217</b> | <b>6.9</b> | <b>42</b> | <b>1.3</b> | <b>4</b> | <b>0.1</b> | <b>13</b>     | <b>0.4</b> | <b>29</b>      | <b>0.9</b> |
| Alameda                | 202                    | 145                      | 71.8        | 14                       | 6.9         | 16         | 7.9        | 23         | 11.4       | 3         | 1.5        | -        | -          | -             | -          | 1              | 0.5        |
| Alpine                 | -                      | -                        | -           | -                        | -           | -          | -          | -          | -          | -         | -          | -        | -          | -             | -          | -              | -          |
| Amador                 | 1                      | -                        | -           | -                        | -           | -          | -          | 1          | 100.0      | -         | -          | -        | -          | -             | -          | -              | -          |
| Berkeley               | 14                     | 8                        | 57.1        | 2                        | 14.3        | 3          | 21.4       | 1          | 7.1        | -         | -          | -        | -          | -             | -          | -              | -          |
| Butte                  | 3                      | 3                        | 100.0       | -                        | -           | -          | -          | -          | -          | -         | -          | -        | -          | -             | -          | -              | -          |
| Calaveras              | -                      | -                        | -           | -                        | -           | -          | -          | -          | -          | -         | -          | -        | -          | -             | -          | -              | -          |
| Colusa                 | -                      | -                        | -           | -                        | -           | -          | -          | -          | -          | -         | -          | -        | -          | -             | -          | -              | -          |
| Contra Costa           | 86                     | 58                       | 67.4        | 9                        | 10.5        | 11         | 12.8       | 5          | 5.8        | 3         | 3.5        | -        | -          | -             | -          | -              | -          |
| Del Norte              | -                      | -                        | -           | -                        | -           | -          | -          | -          | -          | -         | -          | -        | -          | -             | -          | -              | -          |
| El Dorado              | 1                      | -                        | -           | -                        | -           | -          | -          | -          | -          | -         | -          | -        | -          | -             | -          | 1              | 100.0      |
| Fresno                 | 90                     | 66                       | 73.3        | 7                        | 7.8         | 10         | 11.1       | 6          | 6.7        | 1         | 1.1        | -        | -          | -             | -          | -              | -          |
| Glenn                  | -                      | -                        | -           | -                        | -           | -          | -          | -          | -          | -         | -          | -        | -          | -             | -          | -              | -          |
| Humboldt               | 7                      | 6                        | 85.7        | -                        | -           | 1          | 14.3       | -          | -          | -         | -          | -        | -          | -             | -          | -              | -          |
| Imperial               | 33                     | 26                       | 78.8        | 1                        | 3.0         | 3          | 9.1        | 2          | 6.1        | 1         | 3.0        | -        | -          | -             | -          | -              | -          |
| Inyo                   | -                      | -                        | -           | -                        | -           | -          | -          | -          | -          | -         | -          | -        | -          | -             | -          | -              | -          |
| Kern                   | 57                     | 33                       | 57.9        | 5                        | 8.8         | 15         | 26.3       | 4          | 7.0        | -         | -          | -        | -          | -             | -          | -              | -          |
| Kings                  | 11                     | 8                        | 72.7        | 1                        | 9.1         | 2          | 18.2       | -          | -          | -         | -          | -        | -          | -             | -          | -              | -          |
| Lake                   | 2                      | -                        | -           | 2                        | 100.0       | -          | -          | -          | -          | -         | -          | -        | -          | -             | -          | -              | -          |
| Lassen                 | 1                      | 1                        | 100.0       | -                        | -           | -          | -          | -          | -          | -         | -          | -        | -          | -             | -          | -              | -          |
| Long Beach             | 79                     | 58                       | 73.4        | 9                        | 11.4        | 5          | 6.3        | 6          | 7.6        | -         | -          | -        | -          | -             | -          | -              | -          |
| Los Angeles            | 1,027                  | 727                      | 70.8        | 125                      | 12.2        | 64         | 6.2        | 84         | 8.2        | 18        | 1.8        | -        | -          | -             | -          | 7              | 0.7        |
| Madera                 | 7                      | 4                        | 57.1        | -                        | -           | -          | -          | 2          | 28.6       | 1         | 14.3       | -        | -          | -             | -          | -              | -          |
| Marin                  | 9                      | 6                        | 66.7        | 1                        | 11.1        | 1          | 11.1       | -          | -          | -         | -          | -        | -          | 1             | 11.1       | -              | -          |
| Mariposa               | -                      | -                        | -           | -                        | -           | -          | -          | -          | -          | -         | -          | -        | -          | -             | -          | -              | -          |
| Mendocino              | 1                      | 1                        | 100.0       | -                        | -           | -          | -          | -          | -          | -         | -          | -        | -          | -             | -          | -              | -          |
| Merced                 | 9                      | 6                        | 66.7        | 1                        | 11.1        | -          | -          | 1          | 11.1       | -         | -          | -        | -          | 1             | 11.1       | -              | -          |
| Modoc                  | -                      | -                        | -           | -                        | -           | -          | -          | -          | -          | -         | -          | -        | -          | -             | -          | -              | -          |
| Mono                   | -                      | -                        | -           | -                        | -           | -          | -          | -          | -          | -         | -          | -        | -          | -             | -          | -              | -          |
| Monterey               | 44                     | 30                       | 68.2        | 9                        | 20.5        | 3          | 6.8        | 1          | 2.3        | 1         | 2.3        | -        | -          | -             | -          | -              | -          |
| Napa                   | 3                      | -                        | -           | -                        | -           | 3          | 100.0      | -          | -          | -         | -          | -        | -          | -             | -          | -              | -          |

\*Includes cases susceptible to isoniazid, rifampin and pyrazinamide, cases without culture confirmation and cases without drug susceptibility results.

\*\*Patient outcome in jurisdiction reporting the case.

-Indicates zero cases or zero percent.

**Table 48. Drug-Susceptible\* Tuberculosis Cases by Reason Therapy Stopped: Reporting Jurisdictions in California, 1999 (cont'd)**

| Reporting Jurisdiction | Cases Starting Therapy | Reason Therapy Stopped** |       |                          |      |       |      |      |      |      |      |         |      |               |     |                |      |
|------------------------|------------------------|--------------------------|-------|--------------------------|------|-------|------|------|------|------|------|---------|------|---------------|-----|----------------|------|
|                        |                        | Completed Tx ≤ 12 months |       | Completed Tx > 12 months |      | Moved |      | Died |      | Lost |      | Refused |      | Other/Unknown |     | No Information |      |
|                        |                        | No.                      | %     | No.                      | %    | No.   | %    | No.  | %    | No.  | %    | No.     | %    | No.           | %   | No.            | %    |
| Nevada                 | 2                      | 2                        | 100.0 | -                        | -    | -     | -    | -    | -    | -    | -    | -       | -    | -             | -   | -              |      |
| Orange                 | 213                    | 170                      | 79.8  | 17                       | 8.0  | 14    | 6.6  | 8    | 3.8  | -    | -    | -       | -    | 1             | 0.5 | 3              | 1.4  |
| Pasadena               | 7                      | 6                        | 85.7  | 1                        | 14.3 | -     | -    | -    | -    | -    | -    | -       | -    | -             | -   | -              | -    |
| Placer                 | 3                      | 3                        | 100.0 | -                        | -    | -     | -    | -    | -    | -    | -    | -       | -    | -             | -   | -              | -    |
| Plumas                 | -                      | -                        | -     | -                        | -    | -     | -    | -    | -    | -    | -    | -       | -    | -             | -   | -              | -    |
| Riverside              | 70                     | 58                       | 82.9  | 2                        | 2.9  | 5     | 7.1  | 3    | 4.3  | 1    | 1.4  | -       | -    | 1             | 1.4 | -              | -    |
| Sacramento             | 82                     | 61                       | 74.4  | 10                       | 12.2 | 2     | 2.4  | 7    | 8.5  | 2    | 2.4  | -       | -    | -             | -   | -              | -    |
| San Benito             | 4                      | 2                        | 50.0  | -                        | -    | 2     | 50.0 | -    | -    | -    | -    | -       | -    | -             | -   | -              | -    |
| San Bernardino         | 93                     | 53                       | 57.0  | 16                       | 17.2 | 10    | 10.8 | 4    | 4.3  | 1    | 1.1  | -       | -    | 1             | 1.1 | 7              | 7.5  |
| San Diego              | 243                    | 189                      | 77.8  | 23                       | 9.5  | 16    | 6.6  | 11   | 4.5  | 1    | 0.4  | -       | -    | 1             | 0.4 | -              | -    |
| San Francisco          | 210                    | 159                      | 75.7  | 17                       | 8.1  | 5     | 2.4  | 25   | 11.9 | 1    | 0.5  | 2       | 1.0  | -             | -   | -              | -    |
| San Joaquin            | 62                     | 56                       | 90.3  | 4                        | 6.5  | 1     | 1.6  | 1    | 1.6  | -    | -    | -       | -    | -             | -   | -              | -    |
| San Luis Obispo        | 6                      | 4                        | 66.7  | -                        | -    | 1     | 16.7 | -    | -    | -    | -    | 1       | 16.7 | -             | -   | -              | -    |
| San Mateo              | 58                     | 43                       | 74.1  | 6                        | 10.3 | 4     | 6.9  | 3    | 5.2  | -    | -    | -       | -    | -             | -   | 2              | 3.4  |
| Santa Barbara          | 23                     | 17                       | 73.9  | 1                        | 4.3  | 2     | 8.7  | 1    | 4.3  | 1    | 4.3  | -       | -    | -             | -   | 1              | 4.3  |
| Santa Clara            | 201                    | 158                      | 78.6  | 13                       | 6.5  | 13    | 6.5  | 10   | 5.0  | 1    | 0.5  | -       | -    | 4             | 2.0 | 2              | 1.0  |
| Santa Cruz             | 12                     | 8                        | 66.7  | -                        | -    | 2     | 16.7 | 1    | 8.3  | -    | -    | 1       | 8.3  | -             | -   | -              | -    |
| Shasta                 | 5                      | 5                        | 100.0 | -                        | -    | -     | -    | -    | -    | -    | -    | -       | -    | -             | -   | -              | -    |
| Sierra                 | -                      | -                        | -     | -                        | -    | -     | -    | -    | -    | -    | -    | -       | -    | -             | -   | -              | -    |
| Siskiyou               | 1                      | 1                        | 100.0 | -                        | -    | -     | -    | -    | -    | -    | -    | -       | -    | -             | -   | -              | -    |
| Solano                 | 30                     | 22                       | 73.3  | -                        | -    | 2     | 6.7  | -    | -    | 1    | 3.3  | -       | -    | 1             | 3.3 | 4              | 13.3 |
| Sonoma                 | 16                     | 13                       | 81.3  | 1                        | 6.3  | 1     | 6.3  | 1    | 6.3  | -    | -    | -       | -    | -             | -   | -              | -    |
| Stanislaus             | 25                     | 14                       | 56.0  | 6                        | 24.0 | 1     | 4.0  | 3    | 12.0 | 1    | 4.0  | -       | -    | -             | -   | -              | -    |
| Sutter                 | 6                      | 5                        | 83.3  | -                        | -    | -     | -    | -    | -    | -    | -    | -       | -    | -             | -   | -              | -    |
| Tehama                 | 2                      | 1                        | 50.0  | 1                        | 50.0 | -     | -    | -    | -    | -    | -    | -       | -    | -             | -   | -              | -    |
| Trinity                | -                      | -                        | -     | -                        | -    | -     | -    | -    | -    | -    | -    | -       | -    | -             | -   | -              | -    |
| Tulare                 | 18                     | 13                       | 72.2  | 2                        | 11.1 | 2     | 11.1 | -    | -    | 1    | 5.6  | -       | -    | -             | -   | -              | -    |
| Tuolumne               | -                      | -                        | -     | -                        | -    | -     | -    | -    | -    | -    | -    | -       | -    | -             | -   | -              | -    |
| Ventura                | 56                     | 38                       | 67.9  | 7                        | 12.5 | 6     | 10.7 | 2    | 3.6  | -    | -    | -       | -    | 2             | 3.6 | 1              | 1.8  |
| Yolo                   | 8                      | 3                        | 37.5  | -                        | -    | 1     | 12.5 | 1    | 12.5 | 3    | 37.5 | -       | -    | -             | -   | -              | -    |
| Yuba                   | 1                      | 1                        | 100.0 | -                        | -    | -     | -    | -    | -    | -    | -    | -       | -    | -             | -   | -              | -    |

\*Includes cases susceptible to isoniazid, rifampin and pyrazinamide, cases without culture confirmation and cases without drug susceptibility results.

\*\*Patient outcome in jurisdiction reporting the case.

-Indicates zero cases or zero percent.



**Table 49. Drug-Resistant\* Tuberculosis Cases by Reason Therapy Stopped: Reporting Jurisdictions in California, 1999**

| Reporting Jurisdiction | Cases Starting Therapy | Reason Therapy Stopped*  |             |                          |             |           |             |           |            |          |            |          |            |               |            |                |            |
|------------------------|------------------------|--------------------------|-------------|--------------------------|-------------|-----------|-------------|-----------|------------|----------|------------|----------|------------|---------------|------------|----------------|------------|
|                        |                        | Completed Tx ≤ 12 months |             | Completed Tx > 12 months |             | Moved     |             | Died      |            | Lost     |            | Refused  |            | Other/Unknown |            | No Information |            |
|                        |                        | No.                      | %           | No.                      | %           | No.       | %           | No.       | %          | No.      | %          | No.      | %          | No.           | %          | No.            | %          |
| <b>California</b>      | <b>342</b>             | <b>163</b>               | <b>47.7</b> | <b>88</b>                | <b>25.7</b> | <b>49</b> | <b>14.3</b> | <b>21</b> | <b>6.1</b> | <b>3</b> | <b>0.9</b> | <b>2</b> | <b>0.6</b> | <b>5</b>      | <b>1.5</b> | <b>11</b>      | <b>3.2</b> |
| Alameda                | 19                     | 12                       | 63.2        | 2                        | 10.5        | 3         | 15.8        | 1         | 5.3        | -        | -          | -        | -          | -             | -          | 1              | 5.3        |
| Alpine                 | -                      | -                        | -           | -                        | -           | -         | -           | -         | -          | -        | -          | -        | -          | -             | -          | -              | -          |
| Amador                 | -                      | -                        | -           | -                        | -           | -         | -           | -         | -          | -        | -          | -        | -          | -             | -          | -              | -          |
| Berkeley               | 1                      | -                        | -           | 1                        | 100.0       | -         | -           | -         | -          | -        | -          | -        | -          | -             | -          | -              | -          |
| Butte                  | -                      | -                        | -           | -                        | -           | -         | -           | -         | -          | -        | -          | -        | -          | -             | -          | -              | -          |
| Calaveras              | -                      | -                        | -           | -                        | -           | -         | -           | -         | -          | -        | -          | -        | -          | -             | -          | -              | -          |
| Colusa                 | -                      | -                        | -           | -                        | -           | -         | -           | -         | -          | -        | -          | -        | -          | -             | -          | -              | -          |
| Contra Costa           | 10                     | 3                        | 30.0        | 2                        | 20.0        | 4         | 40.0        | 1         | 10.0       | -        | -          | -        | -          | -             | -          | -              | -          |
| Del Norte              | -                      | -                        | -           | -                        | -           | -         | -           | -         | -          | -        | -          | -        | -          | -             | -          | -              | -          |
| El Dorado              | -                      | -                        | -           | -                        | -           | -         | -           | -         | -          | -        | -          | -        | -          | -             | -          | -              | -          |
| Fresno                 | 10                     | 3                        | 30.0        | 4                        | 40.0        | 3         | 30.0        | -         | -          | -        | -          | -        | -          | -             | -          | -              | -          |
| Glenn                  | -                      | -                        | -           | -                        | -           | -         | -           | -         | -          | -        | -          | -        | -          | -             | -          | -              | -          |
| Humboldt               | -                      | -                        | -           | -                        | -           | -         | -           | -         | -          | -        | -          | -        | -          | -             | -          | -              | -          |
| Imperial               | 3                      | 2                        | 66.7        | 1                        | 33.3        | -         | -           | -         | -          | -        | -          | -        | -          | -             | -          | -              | -          |
| Inyo                   | -                      | -                        | -           | -                        | -           | -         | -           | -         | -          | -        | -          | -        | -          | -             | -          | -              | -          |
| Kern                   | 2                      | 1                        | 50.0        | -                        | -           | 1         | 50.0        | -         | -          | -        | -          | -        | -          | -             | -          | -              | -          |
| Kings                  | -                      | -                        | -           | -                        | -           | -         | -           | -         | -          | -        | -          | -        | -          | -             | -          | -              | -          |
| Lake                   | -                      | -                        | -           | -                        | -           | -         | -           | -         | -          | -        | -          | -        | -          | -             | -          | -              | -          |
| Lassen                 | -                      | -                        | -           | -                        | -           | -         | -           | -         | -          | -        | -          | -        | -          | -             | -          | -              | -          |
| Long Beach             | 6                      | 2                        | 33.3        | 2                        | 33.3        | -         | -           | 2         | 33.3       | -        | -          | -        | -          | -             | -          | -              | -          |
| Los Angeles            | 101                    | 45                       | 44.6        | 31                       | 30.7        | 12        | 11.9        | 8         | 7.9        | 1        | 1.0        | -        | -          | -             | -          | 4              | 4.0        |
| Madera                 | -                      | -                        | -           | -                        | -           | -         | -           | -         | -          | -        | -          | -        | -          | -             | -          | -              | -          |
| Marin                  | -                      | -                        | -           | -                        | -           | -         | -           | -         | -          | -        | -          | -        | -          | -             | -          | -              | -          |
| Mariposa               | -                      | -                        | -           | -                        | -           | -         | -           | -         | -          | -        | -          | -        | -          | -             | -          | -              | -          |
| Mendocino              | -                      | -                        | -           | -                        | -           | -         | -           | -         | -          | -        | -          | -        | -          | -             | -          | -              | -          |
| Merced                 | 2                      | -                        | -           | -                        | -           | 1         | 50.0        | -         | -          | -        | -          | -        | -          | -             | -          | 1              | 50.0       |
| Modoc                  | -                      | -                        | -           | -                        | -           | -         | -           | -         | -          | -        | -          | -        | -          | -             | -          | -              | -          |
| Mono                   | -                      | -                        | -           | -                        | -           | -         | -           | -         | -          | -        | -          | -        | -          | -             | -          | -              | -          |
| Monterey               | 4                      | 2                        | 50.0        | 1                        | 25.0        | -         | -           | 1         | 25.0       | -        | -          | -        | -          | -             | -          | -              | -          |
| Napa                   | -                      | -                        | -           | -                        | -           | -         | -           | -         | -          | -        | -          | -        | -          | -             | -          | -              | -          |

\*Resistant to one or more of the following: isoniazid, rifampin and pyrazinamide.

\*\*Patient outcome in jurisdiction reporting the case.

-Indicates zero cases or zero percent.

**Table 49. Drug-Resistant\* Tuberculosis Cases by Reason Therapy Stopped: Reporting Jurisdictions in California, 1999 (cont'd)**

| Reporting Jurisdiction | Cases Starting Therapy | Reason Therapy Stopped*  |       |                          |       |       |       |      |      |      |       |         |      |               |      |                |      |
|------------------------|------------------------|--------------------------|-------|--------------------------|-------|-------|-------|------|------|------|-------|---------|------|---------------|------|----------------|------|
|                        |                        | Completed Tx ≤ 12 months |       | Completed Tx > 12 months |       | Moved |       | Died |      | Lost |       | Refused |      | Other/Unknown |      | No Information |      |
|                        |                        | No.                      | %     | No.                      | %     | No.   | %     | No.  | %    | No.  | %     | No.     | %    | No.           | %    | No.            | %    |
| Nevada                 | -                      | -                        | -     | -                        | -     | -     | -     | -    | -    | -    | -     | -       | -    | -             | -    | -              | -    |
| Orange                 | 28                     | 16                       | 57.1  | 3                        | 10.7  | 5     | 17.9  | -    | -    | 1    | 3.6   | 1       | 3.6  | 1             | 3.6  | 1              | 3.6  |
| Pasadena               | 1                      | -                        | -     | -                        | -     | 1     | 100.0 | -    | -    | -    | -     | -       | -    | -             | -    | -              | -    |
| Placer                 | -                      | -                        | -     | -                        | -     | -     | -     | -    | -    | -    | -     | -       | -    | -             | -    | -              | -    |
| Plumas                 | -                      | -                        | -     | -                        | -     | -     | -     | -    | -    | -    | -     | -       | -    | -             | -    | -              | -    |
| Riverside              | 5                      | 2                        | 40.0  | 2                        | 40.0  | -     | -     | -    | -    | -    | -     | -       | -    | -             | -    | 1              | 20.0 |
| Sacramento             | 10                     | 4                        | 40.0  | 3                        | 30.0  | 1     | 10.0  | 1    | 10.0 | -    | -     | 1       | 10.0 | -             | -    | -              | -    |
| San Benito             | -                      | -                        | -     | -                        | -     | -     | -     | -    | -    | -    | -     | -       | -    | -             | -    | -              | -    |
| San Bernardino         | 8                      | 5                        | 62.5  | 1                        | 12.5  | 1     | 12.5  | -    | -    | -    | -     | -       | -    | 1             | 12.5 | -              | -    |
| San Diego              | 49                     | 21                       | 42.9  | 16                       | 32.7  | 5     | 10.2  | 3    | 6.1  | -    | -     | -       | -    | 2             | 4.1  | 2              | 4.1  |
| San Francisco          | 21                     | 12                       | 57.1  | 5                        | 23.8  | 3     | 14.3  | 1    | 4.8  | -    | -     | -       | -    | -             | -    | -              | -    |
| San Joaquin            | 8                      | 1                        | 12.5  | 5                        | 62.5  | 2     | 25.0  | -    | -    | -    | -     | -       | -    | -             | -    | -              | -    |
| San Luis Obispo        | -                      | -                        | -     | -                        | -     | -     | -     | -    | -    | -    | -     | -       | -    | -             | -    | -              | -    |
| San Mateo              | 3                      | 2                        | 66.7  | -                        | -     | 1     | 33.3  | -    | -    | -    | -     | -       | -    | -             | -    | -              | -    |
| Santa Barbara          | 1                      | 1                        | 100.0 | -                        | -     | -     | -     | -    | -    | -    | -     | -       | -    | -             | -    | -              | -    |
| Santa Clara            | 36                     | 22                       | 61.1  | 6                        | 16.7  | 6     | 16.7  | -    | -    | -    | -     | -       | -    | 1             | 2.8  | 1              | 2.8  |
| Santa Cruz             | 2                      | 1                        | 50.0  | -                        | -     | -     | -     | 1    | 50.0 | -    | -     | -       | -    | -             | -    | -              | -    |
| Shasta                 | -                      | -                        | -     | -                        | -     | -     | -     | -    | -    | -    | -     | -       | -    | -             | -    | -              | -    |
| Sierra                 | -                      | -                        | -     | -                        | -     | -     | -     | -    | -    | -    | -     | -       | -    | -             | -    | -              | -    |
| Siskiyou               | -                      | -                        | -     | -                        | -     | -     | -     | -    | -    | -    | -     | -       | -    | -             | -    | -              | -    |
| Solano                 | -                      | -                        | -     | -                        | -     | -     | -     | -    | -    | -    | -     | -       | -    | -             | -    | -              | -    |
| Sonoma                 | 2                      | -                        | -     | 2                        | 100.0 | -     | -     | -    | -    | -    | -     | -       | -    | -             | -    | -              | -    |
| Stanislaus             | 3                      | 2                        | 66.7  | -                        | -     | -     | -     | 1    | 33.3 | -    | -     | -       | -    | -             | -    | -              | -    |
| Sutter                 | -                      | -                        | -     | -                        | -     | -     | -     | -    | -    | -    | -     | -       | -    | -             | -    | -              | -    |
| Tehama                 | -                      | -                        | -     | -                        | -     | -     | -     | -    | -    | -    | -     | -       | -    | -             | -    | -              | -    |
| Trinity                | -                      | -                        | -     | -                        | -     | -     | -     | -    | -    | -    | -     | -       | -    | -             | -    | -              | -    |
| Tulare                 | 2                      | -                        | -     | 1                        | 50.0  | -     | -     | 1    | 50.0 | -    | -     | -       | -    | -             | -    | -              | -    |
| Tuolumne               | -                      | -                        | -     | -                        | -     | -     | -     | -    | -    | -    | -     | -       | -    | -             | -    | -              | -    |
| Ventura                | 4                      | 4                        | 100.0 | -                        | -     | -     | -     | -    | -    | -    | -     | -       | -    | -             | -    | -              | -    |
| Yolo                   | 1                      | -                        | -     | -                        | -     | -     | -     | -    | -    | 1    | 100.0 | -       | -    | -             | -    | -              | -    |
| Yuba                   | -                      | -                        | -     | -                        | -     | -     | -     | -    | -    | -    | -     | -       | -    | -             | -    | -              | -    |

\*Resistant to one or more of the following: isoniazid, rifampin and pyrazinamide.

\*\*Patient outcome in jurisdiction reporting the case.

-Indicates zero cases or zero percent.

**Table 50. Tuberculosis Cases by Reason Therapy Stopped and Risk Factor for Tuberculosis: California, 1999**

| Reporting<br>Jurisdiction            | Cases<br>Starting<br>Therapy | Reason Therapy Stopped *    |             |                             |             |            |            |            |            |           |            |          |            |                   |            |                   |            |
|--------------------------------------|------------------------------|-----------------------------|-------------|-----------------------------|-------------|------------|------------|------------|------------|-----------|------------|----------|------------|-------------------|------------|-------------------|------------|
|                                      |                              | Completed Tx<br>≤ 12 months |             | Completed Tx<br>> 12 months |             | Moved      |            | Died       |            | Lost      |            | Refused  |            | Other/<br>Unknown |            | No<br>Information |            |
|                                      |                              | No.                         | %           | No.                         | %           | No.        | %          | No.        | %          | No.       | %          | No.      | %          | No.               | %          | No.               | %          |
| <b>California</b>                    | <b>3,486</b>                 | <b>2,454</b>                | <b>70.4</b> | <b>401</b>                  | <b>11.5</b> | <b>276</b> | <b>7.9</b> | <b>238</b> | <b>6.8</b> | <b>45</b> | <b>1.3</b> | <b>6</b> | <b>0.2</b> | <b>26</b>         | <b>0.7</b> | <b>40</b>         | <b>1.1</b> |
| AIDS                                 |                              |                             |             |                             |             |            |            |            |            |           |            |          |            |                   |            |                   |            |
| No                                   | 3,270                        | 2,347                       | 71.8        | 350                         | 10.7        | 250        | 7.6        | 215        | 6.6        | 41        | 1.3        | 6        | 0.2        | 24                | 0.7        | 37                | 1.1        |
| Yes                                  | 216                          | 107                         | 49.5        | 51                          | 23.6        | 26         | 12.0       | 23         | 10.6       | 4         | 1.9        | -        | -          | 2                 | 0.9        | 3                 | 1.4        |
| Homelessness                         |                              |                             |             |                             |             |            |            |            |            |           |            |          |            |                   |            |                   |            |
| No                                   | 3,223                        | 2,277                       | 70.6        | 375                         | 11.6        | 252        | 7.8        | 214        | 6.6        | 39        | 1.2        | 6        | 0.2        | 24                | 0.7        | 36                | 1.1        |
| Yes                                  | 224                          | 150                         | 67.0        | 23                          | 10.3        | 19         | 8.5        | 20         | 8.9        | 6         | 2.7        | -        | -          | 2                 | 0.9        | 4                 | 1.8        |
| Unknown                              | 39                           | 27                          | 69.2        | 3                           | 7.7         | 5          | 12.8       | 4          | 10.3       | -         | -          | -        | -          | -                 | -          | -                 | -          |
| Excess Alcohol Use                   |                              |                             |             |                             |             |            |            |            |            |           |            |          |            |                   |            |                   |            |
| No                                   | 2,949                        | 2,116                       | 71.8        | 345                         | 11.7        | 216        | 7.3        | 179        | 6.1        | 30        | 1.0        | 5        | 0.2        | 22                | 0.7        | 36                | 1.2        |
| Yes                                  | 402                          | 269                         | 66.9        | 39                          | 9.7         | 41         | 10.2       | 36         | 9.0        | 10        | 2.5        | 1        | 0.2        | 3                 | 0.7        | 3                 | 0.7        |
| Unknown                              | 135                          | 69                          | 51.1        | 17                          | 12.6        | 19         | 14.1       | 23         | 17.0       | 5         | 3.7        | -        | -          | 1                 | 0.7        | 1                 | 0.7        |
| Injecting Drug Use                   |                              |                             |             |                             |             |            |            |            |            |           |            |          |            |                   |            |                   |            |
| No                                   | 3,271                        | 2,345                       | 71.7        | 379                         | 11.6        | 238        | 7.3        | 203        | 6.2        | 38        | 1.2        | 6        | 0.2        | 25                | 0.8        | 37                | 1.1        |
| Yes                                  | 88                           | 47                          | 53.4        | 9                           | 10.2        | 17         | 19.3       | 9          | 10.2       | 3         | 3.4        | -        | -          | 1                 | 1.1        | 2                 | 2.3        |
| Unknown                              | 127                          | 62                          | 48.8        | 13                          | 10.2        | 21         | 16.5       | 26         | 20.5       | 4         | 3.1        | -        | -          | -                 | -          | 1                 | 0.8        |
| Non-Injecting Drug Use               |                              |                             |             |                             |             |            |            |            |            |           |            |          |            |                   |            |                   |            |
| No                                   | 3,124                        | 2,247                       | 71.9        | 359                         | 11.5        | 222        | 7.1        | 198        | 6.3        | 32        | 1.0        | 6        | 0.2        | 24                | 0.8        | 36                | 1.2        |
| Yes                                  | 224                          | 138                         | 61.6        | 26                          | 11.6        | 32         | 14.3       | 15         | 6.7        | 9         | 4.0        | -        | -          | 2                 | 0.9        | 2                 | 0.9        |
| Unknown                              | 138                          | 69                          | 50.0        | 16                          | 11.6        | 22         | 15.9       | 25         | 18.1       | 4         | 2.9        | -        | -          | -                 | -          | 2                 | 1.4        |
| Diagnosed in Correctional Facility   |                              |                             |             |                             |             |            |            |            |            |           |            |          |            |                   |            |                   |            |
| No                                   | 3,365                        | 2,384                       | 70.8        | 395                         | 11.7        | 238        | 7.1        | 238        | 7.1        | 41        | 1.2        | 6        | 0.2        | 25                | 0.7        | 38                | 1.1        |
| Yes                                  | 118                          | 69                          | 58.5        | 5                           | 4.2         | 37         | 31.4       | -          | -          | 4         | 3.4        | -        | -          | 1                 | 0.8        | 2                 | 1.7        |
| State Prison                         | 26                           | 11                          | 42.3        | -                           | -           | 11         | 42.3       | -          | -          | 1         | 3.8        | -        | -          | 1                 | 3.8        | 2                 | 7.7        |
| Local Jail                           | 79                           | 54                          | 68.4        | 5                           | 6.3         | 18         | 22.8       | -          | -          | 2         | 2.5        | -        | -          | -                 | -          | -                 | -          |
| Other/Unknown                        | 13                           | 4                           | 30.8        | -                           | -           | 8          | 61.5       | -          | -          | 1         | 7.7        | -        | -          | -                 | -          | -                 | -          |
| Unknown                              | 3                            | 1                           | 33.3        | 1                           | 33.3        | 1          | 33.3       | -          | -          | -         | -          | -        | -          | -                 | -          | -                 | -          |
| Diagnosed in Long-term Care Facility |                              |                             |             |                             |             |            |            |            |            |           |            |          |            |                   |            |                   |            |
| No                                   | 3,418                        | 2,423                       | 70.9        | 398                         | 11.6        | 268        | 7.8        | 216        | 6.3        | 45        | 1.3        | 6        | 0.2        | 24                | 0.7        | 38                | 1.1        |
| Yes                                  | 66                           | 30                          | 45.5        | 3                           | 4.5         | 7          | 10.6       | 22         | 33.3       | -         | -          | -        | -          | 2                 | 3.0        | 2                 | 3.0        |
| Unknown                              | 2                            | 1                           | 50.0        | -                           | -           | 1          | 50.0       | -          | -          | -         | -          | -        | -          | -                 | -          | -                 | -          |

\*Patient outcome in jurisdiction reporting the case.

-Indicates zero cases or zero percent.

**Table 51. Drug-Susceptible\* Tuberculosis Cases by Reason Therapy Stopped and Risk Factor for Tuberculosis: California, 1999**

| Reporting<br>Jurisdiction            | Cases<br>Starting<br>Therapy | Reason Therapy Stopped **   |             |                             |             |            |            |            |            |           |            |          |            |                   |            |                   |            |
|--------------------------------------|------------------------------|-----------------------------|-------------|-----------------------------|-------------|------------|------------|------------|------------|-----------|------------|----------|------------|-------------------|------------|-------------------|------------|
|                                      |                              | Completed Tx<br>≤ 12 months |             | Completed Tx<br>> 12 months |             | Moved      |            | Died       |            | Lost      |            | Refused  |            | Other/<br>Unknown |            | No<br>Information |            |
|                                      |                              | No.                         | %           | No.                         | %           | No.        | %          | No.        | %          | No.       | %          | No.      | %          | No.               | %          | No.               | %          |
| <b>California</b>                    | <b>3,144</b>                 | <b>2,291</b>                | <b>72.9</b> | <b>313</b>                  | <b>10.0</b> | <b>227</b> | <b>7.2</b> | <b>217</b> | <b>6.9</b> | <b>42</b> | <b>1.3</b> | <b>4</b> | <b>0.1</b> | <b>21</b>         | <b>0.7</b> | <b>29</b>         | <b>0.9</b> |
| AIDS                                 |                              |                             |             |                             |             |            |            |            |            |           |            |          |            |                   |            |                   |            |
| No                                   | 2,950                        | 2,187                       | 74.1        | 267                         | 9.1         | 207        | 7.0        | 199        | 6.7        | 38        | 1.3        | 4        | 0.1        | 19                | 0.6        | 29                | 1.0        |
| Yes                                  | 194                          | 104                         | 53.6        | 46                          | 23.7        | 20         | 10.3       | 18         | 9.3        | 4         | 2.1        | -        | -          | 2                 | 1.0        | -                 | -          |
| Homelessness                         |                              |                             |             |                             |             |            |            |            |            |           |            |          |            |                   |            |                   |            |
| No                                   | 2,899                        | 2,122                       | 73.2        | 290                         | 10.0        | 206        | 7.1        | 195        | 6.7        | 36        | 1.2        | 4        | 0.1        | 19                | 0.7        | 27                | 0.9        |
| Yes                                  | 212                          | 145                         | 68.4        | 21                          | 9.9         | 16         | 7.5        | 20         | 9.4        | 6         | 2.8        | -        | -          | 2                 | 0.9        | 2                 | 0.9        |
| Unknown                              | 33                           | 24                          | 72.7        | 2                           | 6.1         | 5          | 15.2       | 2          | 6.1        | -         | -          | -        | -          | -                 | -          | -                 | -          |
| Excess Alcohol Use                   |                              |                             |             |                             |             |            |            |            |            |           |            |          |            |                   |            |                   |            |
| No                                   | 2,657                        | 1,980                       | 74.5        | 267                         | 10.0        | 175        | 6.6        | 160        | 6.0        | 27        | 1.0        | 3        | 0.1        | 18                | 0.7        | 27                | 1.0        |
| Yes                                  | 366                          | 246                         | 67.2        | 35                          | 9.6         | 35         | 9.6        | 35         | 9.6        | 10        | 2.7        | 1        | 0.3        | 2                 | 0.5        | 2                 | 0.5        |
| Unknown                              | 121                          | 65                          | 53.7        | 11                          | 9.1         | 17         | 14.0       | 22         | 18.2       | 5         | 4.1        | -        | -          | 1                 | 0.8        | -                 | -          |
| Injecting Drug Use                   |                              |                             |             |                             |             |            |            |            |            |           |            |          |            |                   |            |                   |            |
| No                                   | 2,942                        | 2,187                       | 74.3        | 295                         | 10.0        | 191        | 6.5        | 183        | 6.2        | 35        | 1.2        | 4        | 0.1        | 20                | 0.7        | 27                | 0.9        |
| Yes                                  | 87                           | 47                          | 54.0        | 8                           | 9.2         | 17         | 19.5       | 9          | 10.3       | 3         | 3.4        | -        | -          | 1                 | 1.1        | 2                 | 2.3        |
| Unknown                              | 115                          | 57                          | 49.6        | 10                          | 8.7         | 19         | 16.5       | 25         | 21.7       | 4         | 3.5        | -        | -          | -                 | -          | -                 | -          |
| Non-injecting Drug Use               |                              |                             |             |                             |             |            |            |            |            |           |            |          |            |                   |            |                   |            |
| No                                   | 2,813                        | 2,095                       | 74.5        | 281                         | 10.0        | 179        | 6.4        | 179        | 6.4        | 29        | 1.0        | 4        | 0.1        | 19                | 0.7        | 27                | 1.0        |
| Yes                                  | 208                          | 132                         | 63.5        | 21                          | 10.1        | 28         | 13.5       | 14         | 6.7        | 9         | 4.3        | -        | -          | 2                 | 1.0        | 2                 | 1.0        |
| Unknown                              | 123                          | 64                          | 52.0        | 11                          | 8.9         | 20         | 16.3       | 24         | 19.5       | 4         | 3.3        | -        | -          | -                 | -          | -                 | -          |
| Diagnosed in Correctional Facility   |                              |                             |             |                             |             |            |            |            |            |           |            |          |            |                   |            |                   |            |
| No                                   | 3,033                        | 2,224                       | 73.3        | 309                         | 10.2        | 194        | 6.4        | 217        | 7.2        | 38        | 1.3        | 4        | 0.1        | 20                | 0.7        | 27                | 0.9        |
| Yes                                  | 109                          | 66                          | 60.6        | 3                           | 2.8         | 33         | 30.3       | -          | -          | 4         | 3.7        | -        | -          | 1                 | 0.9        | 2                 | 1.8        |
| State Prison                         | 25                           | 11                          | 44.0        | -                           | -           | 10         | 40.0       | -          | -          | 1         | 4.0        | -        | -          | 1                 | 4.0        | 2                 | 8.0        |
| Local Jail                           | 71                           | 51                          | 71.8        | 3                           | 4.2         | 15         | 21.1       | -          | -          | 2         | 2.8        | -        | -          | -                 | -          | -                 | -          |
| Other/Unknown                        | 13                           | 4                           | 30.8        | -                           | -           | 8          | 61.5       | -          | -          | 1         | 7.7        | -        | -          | -                 | -          | -                 | -          |
| Unknown                              | 2                            | 1                           | 50.0        | 1                           | 50.0        | -          | -          | -          | -          | -         | -          | -        | -          | -                 | -          | -                 | -          |
| Diagnosed in Long-term Care Facility |                              |                             |             |                             |             |            |            |            |            |           |            |          |            |                   |            |                   |            |
| No                                   | 3,084                        | 2,263                       | 73.4        | 311                         | 10.1        | 220        | 7.1        | 198        | 6.4        | 42        | 1.4        | 4        | 0.1        | 19                | 0.6        | 27                | 0.9        |
| Yes                                  | 59                           | 27                          | 45.8        | 2                           | 3.4         | 7          | 11.9       | 19         | 32.2       | -         | -          | -        | -          | 2                 | 3.4        | 2                 | 3.4        |
| Unknown                              | 1                            | 1                           | 100.0       | -                           | -           | -          | -          | -          | -          | -         | -          | -        | -          | -                 | -          | -                 | -          |

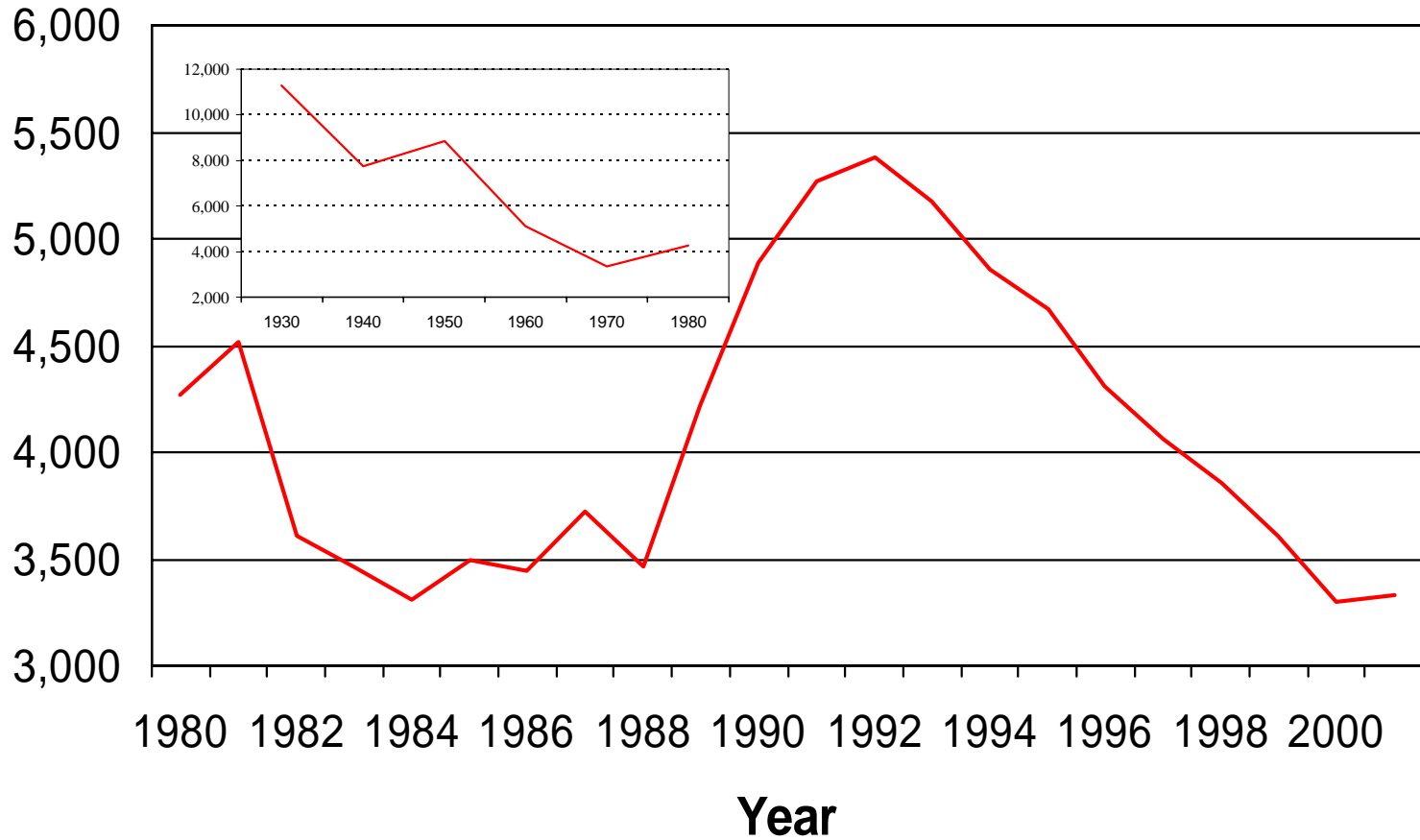
\*Includes cases susceptible to isoniazid, rifampin and pyrazinamide, cases without culture confirmation and cases without drug susceptibility results

\*\*Patient outcome in jurisdiction reporting the case.

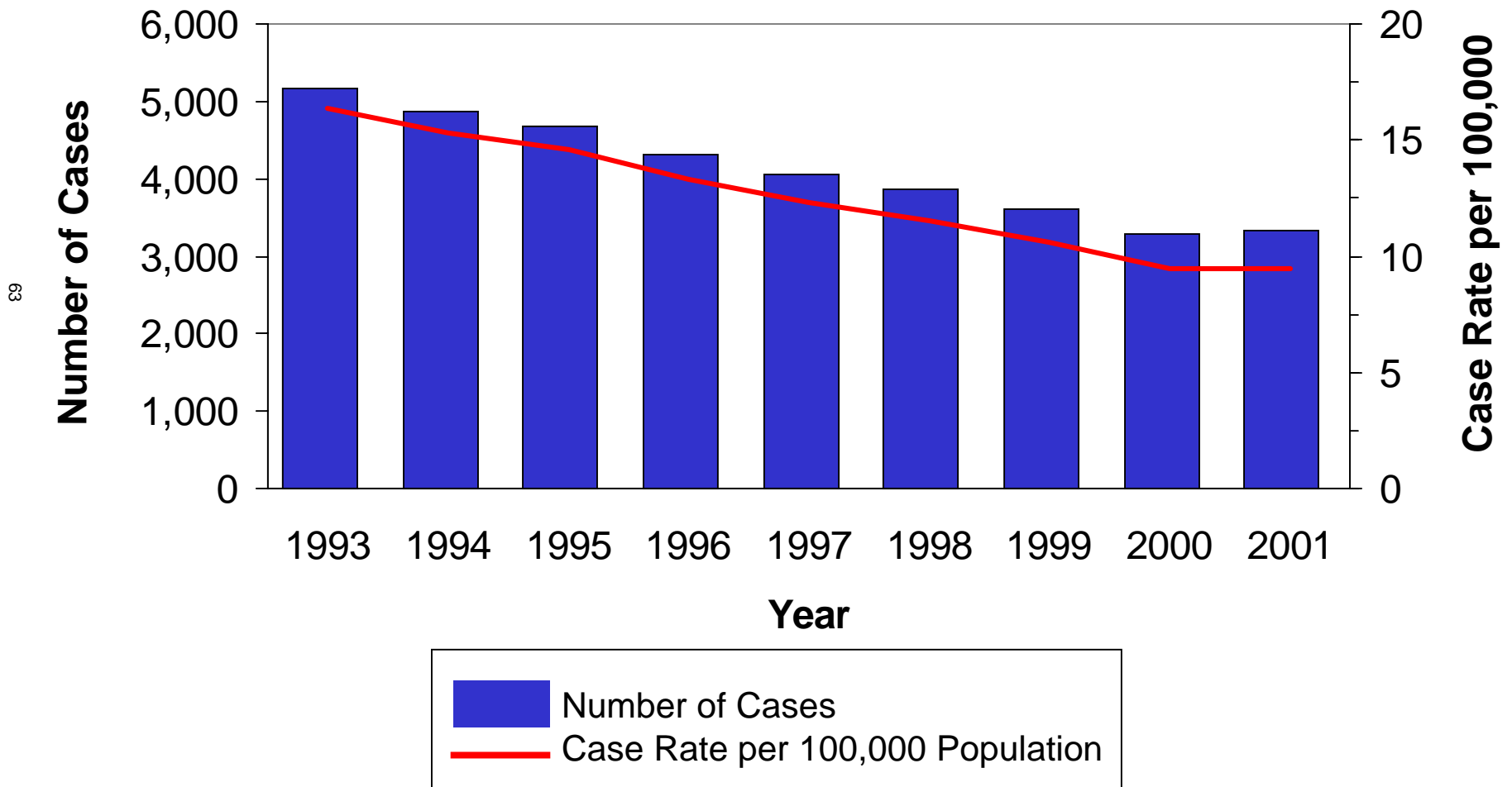
-Indicates zero cases or zero percent.

# Figure 1. Number of Tuberculosis Cases, California, 1930-2001

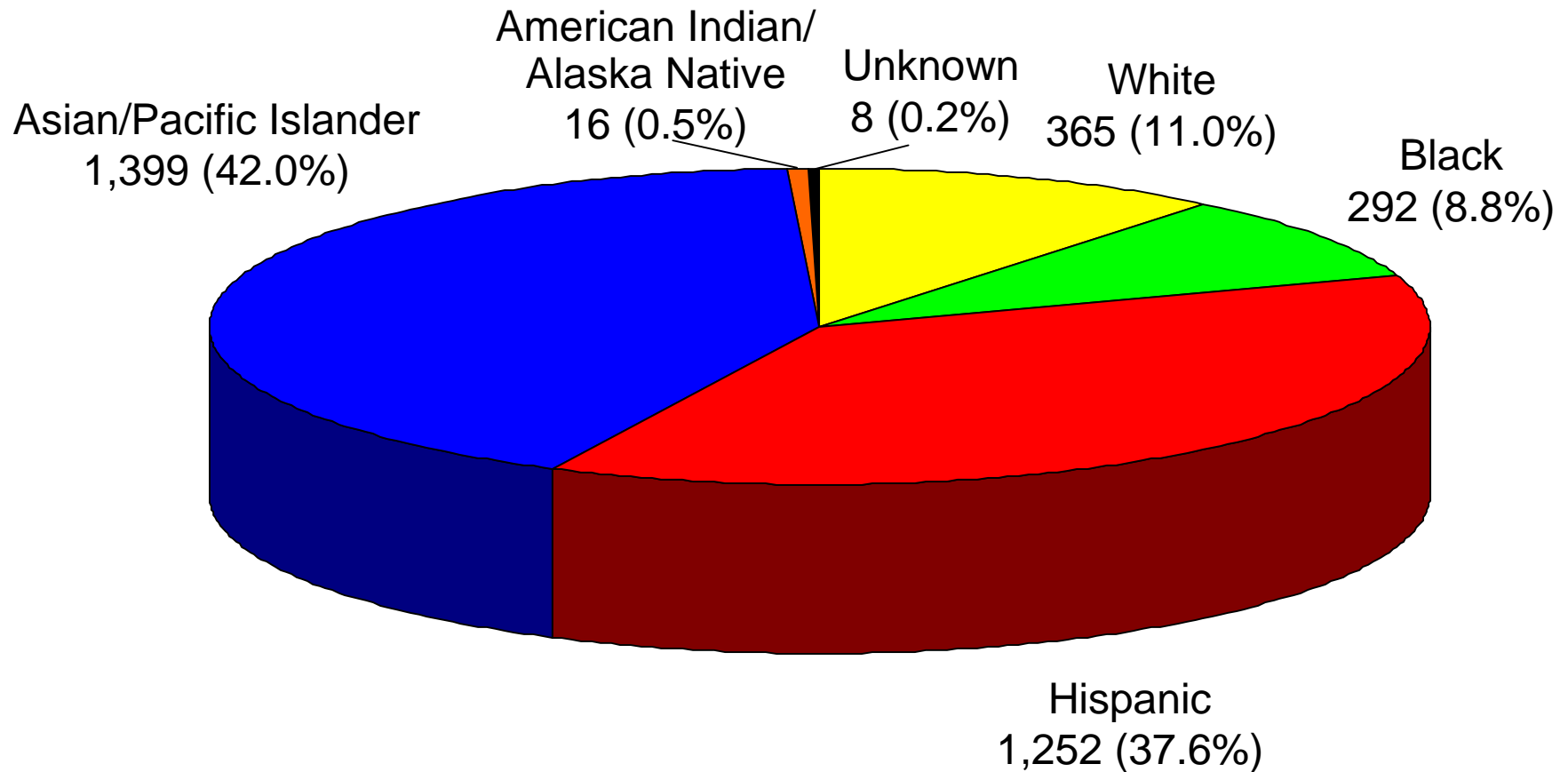
Number of Tuberculosis Cases



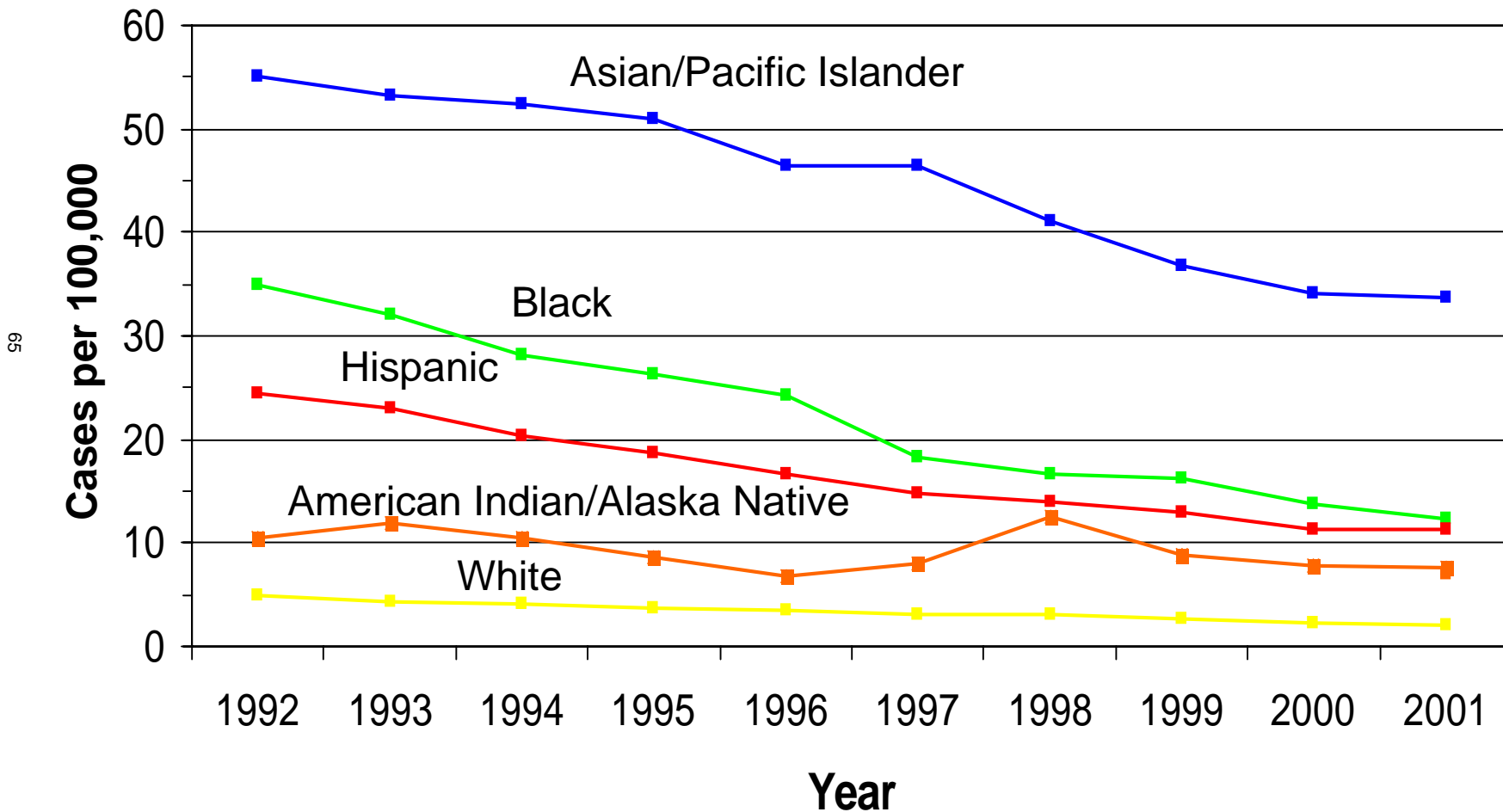
# Figure 2. Number of Tuberculosis Cases and Case Rates, California, 1993-2001



# Figure 3. Tuberculosis Cases by Race/Ethnicity: California, 2001

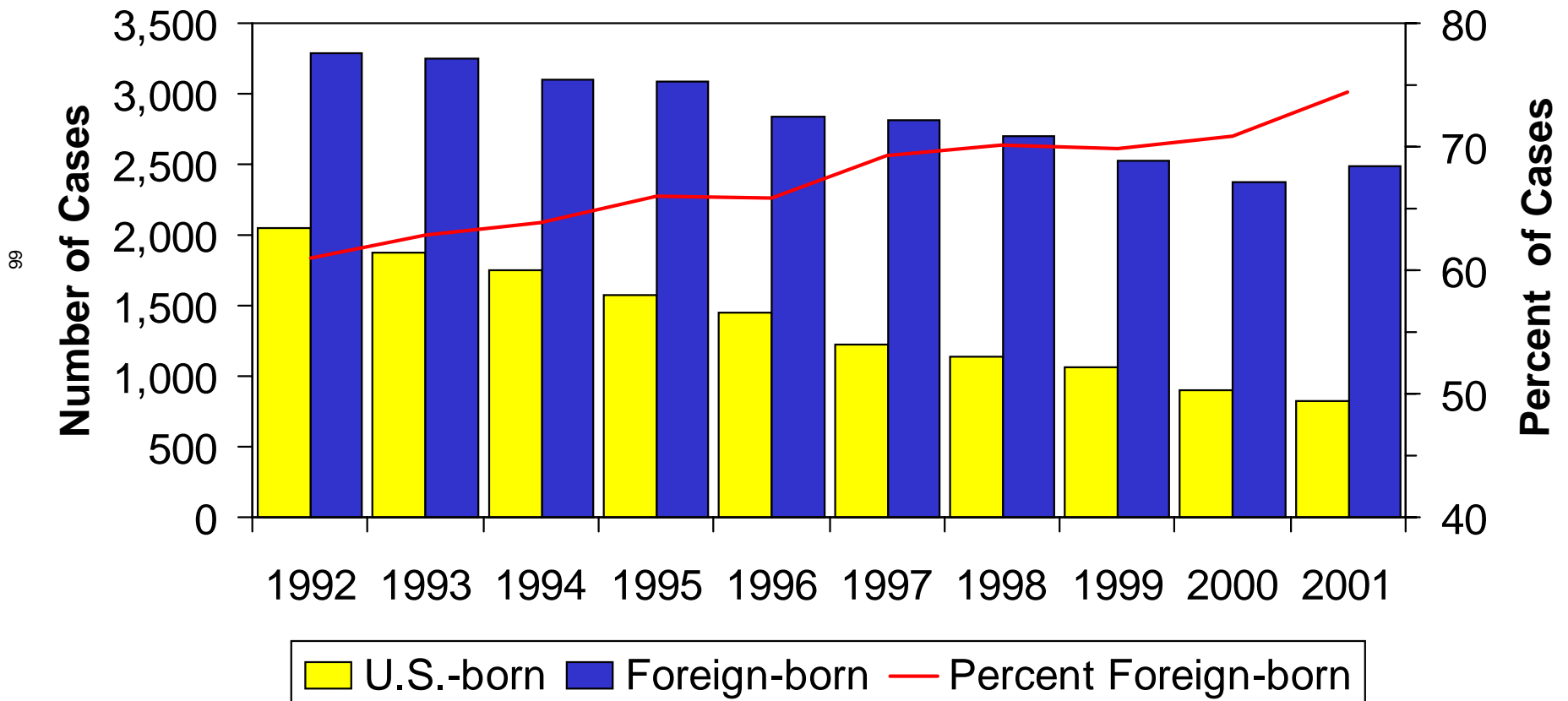


# Figure 4. Tuberculosis Case Rates by Race/Ethnicity: California, 1992-2001

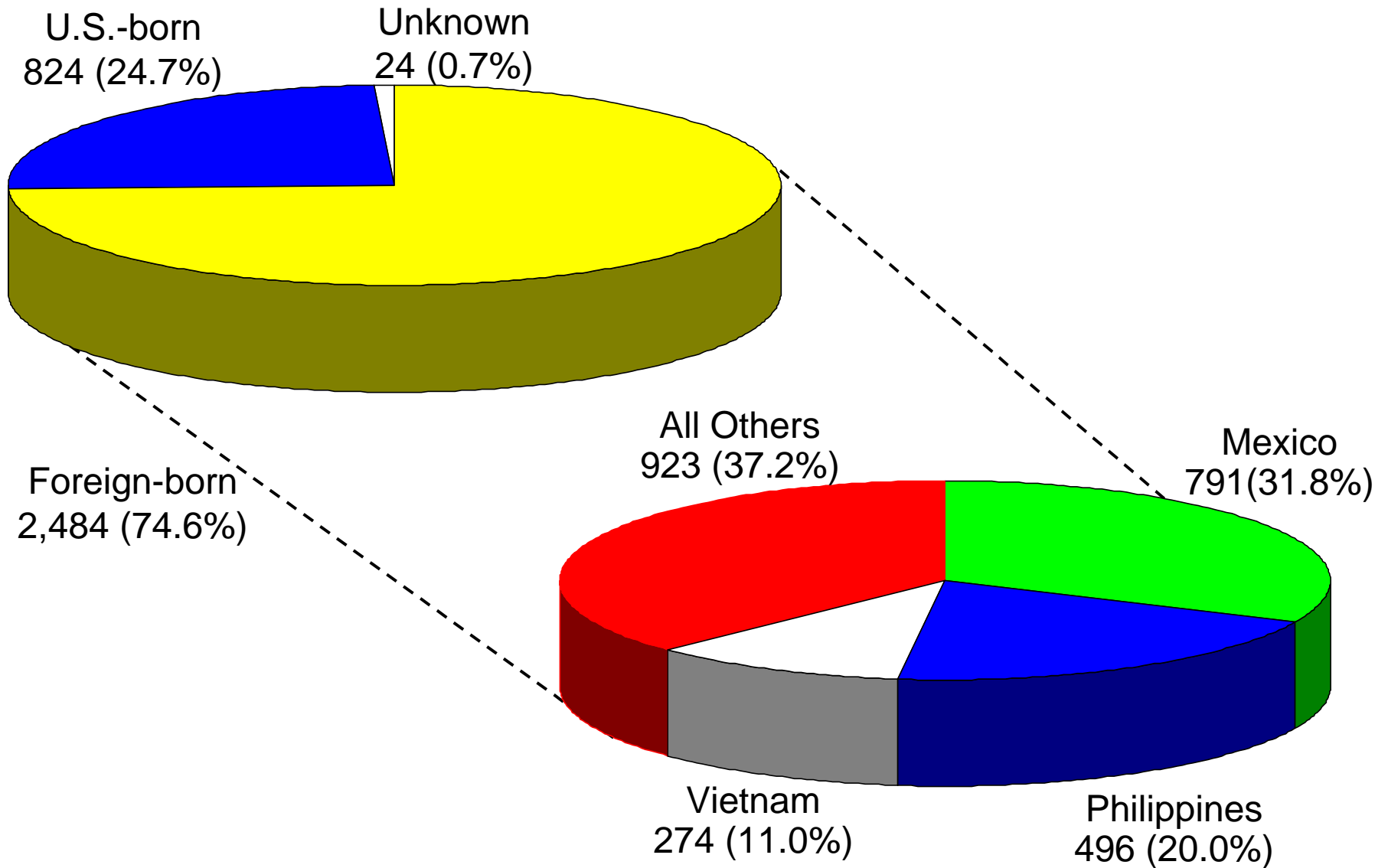




# Figure 5. Percentage and Number of Tuberculosis Cases in Foreign-born and U.S.-born Persons: California, 1992-2001

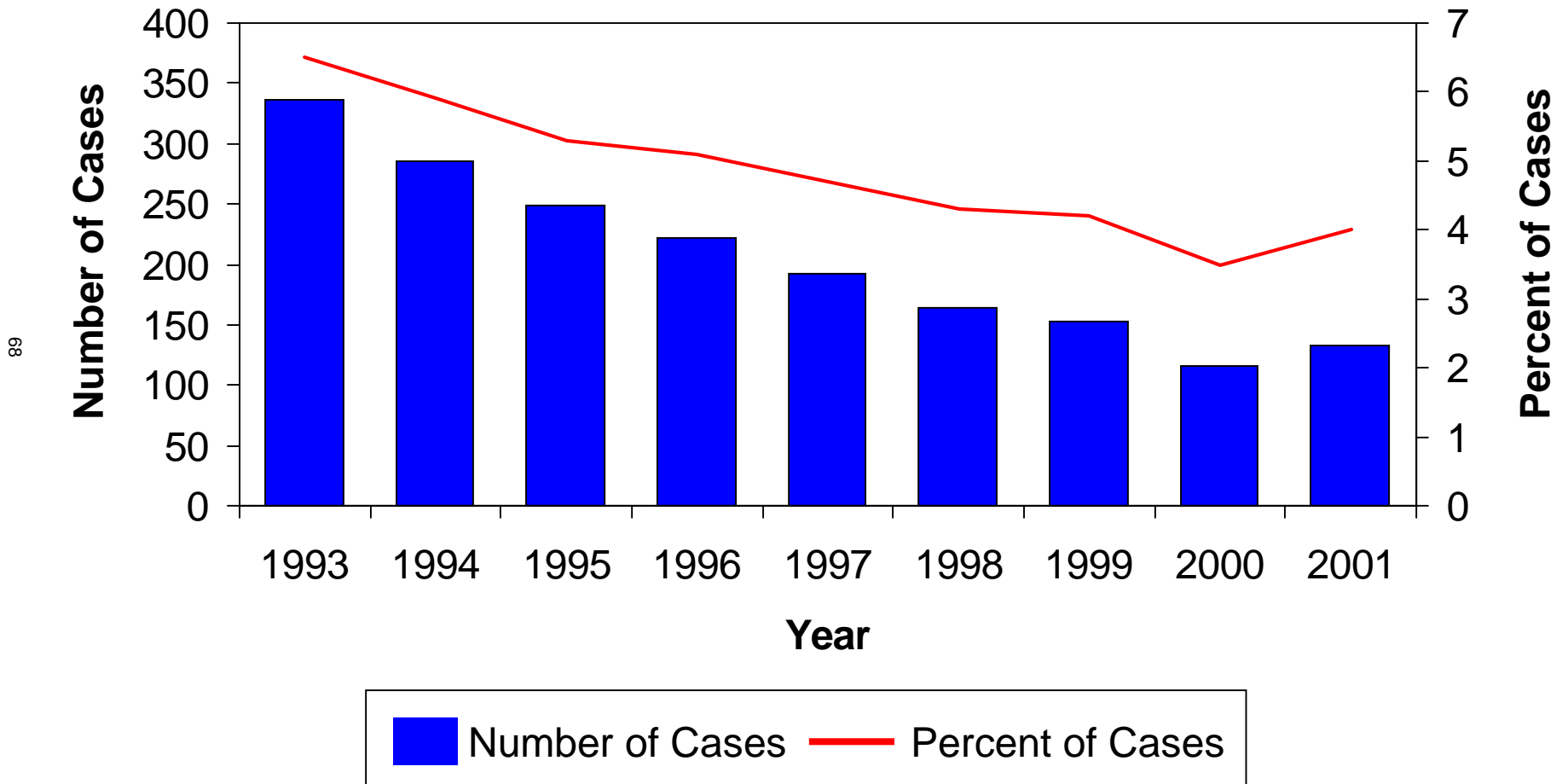


# Figure 6. Tuberculosis Cases by Country of Origin: California, 2001

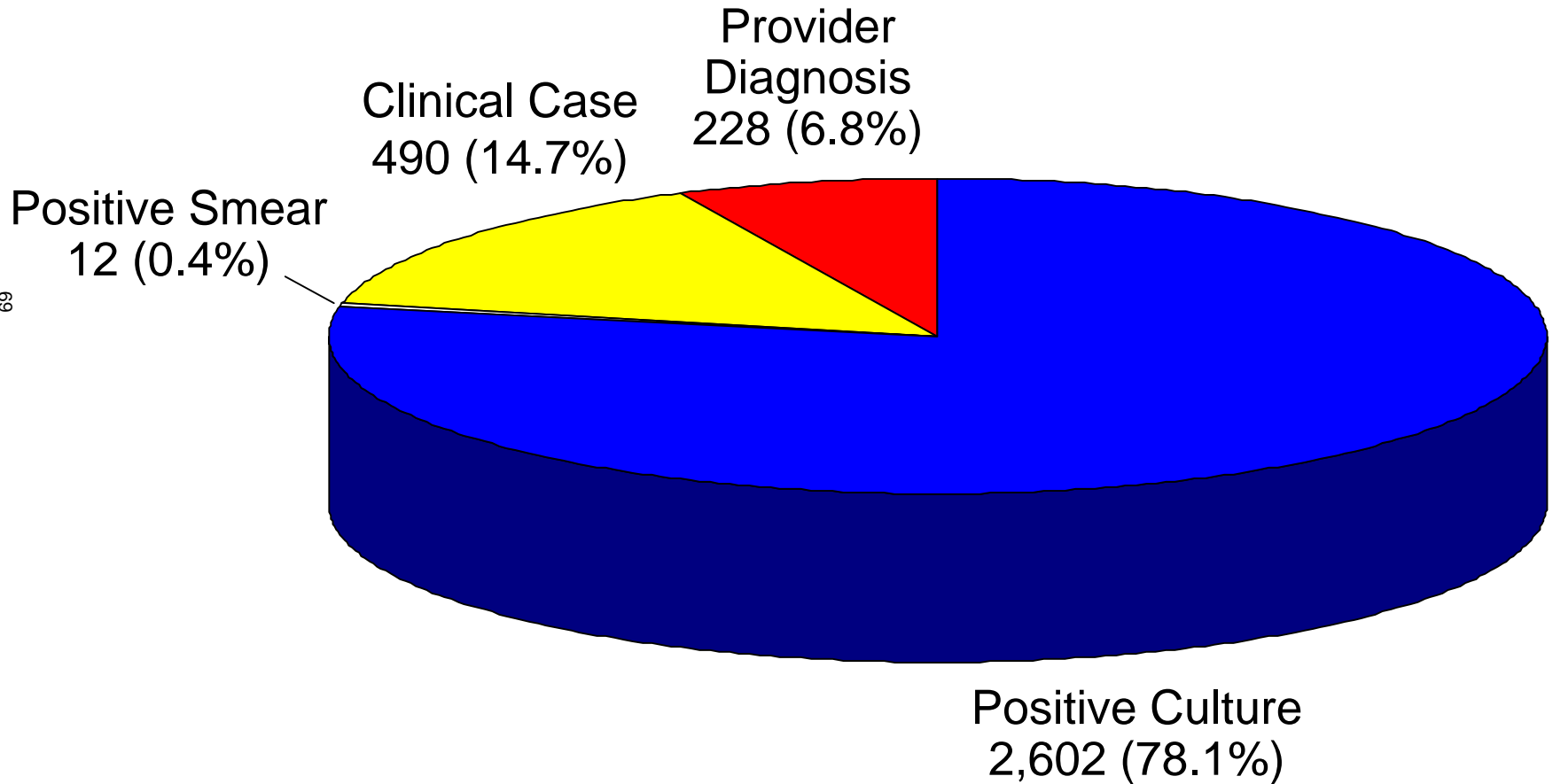


67

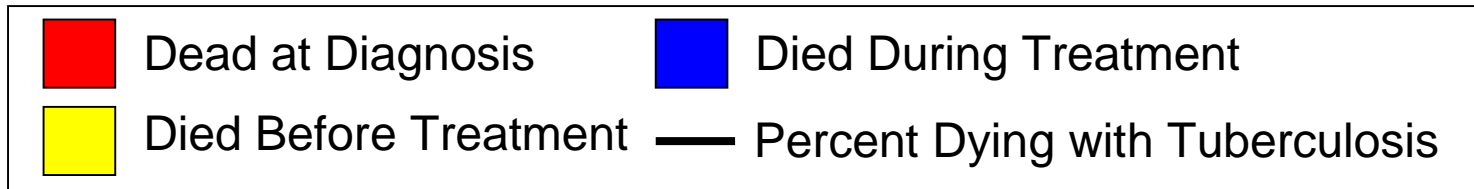
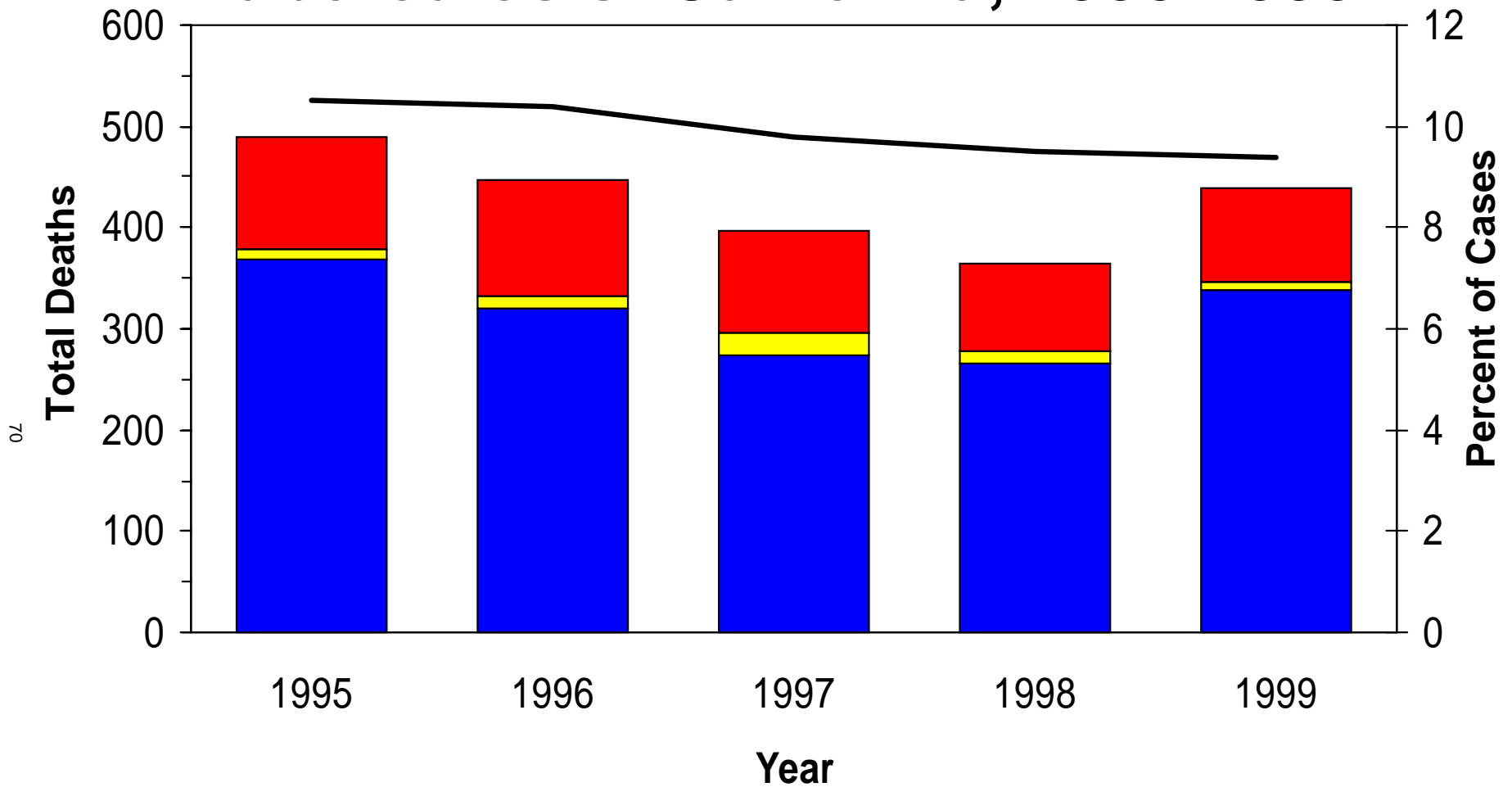
# Figure 7. Tuberculosis Cases in Persons 0-4 Years of Age: California, 1993-2001



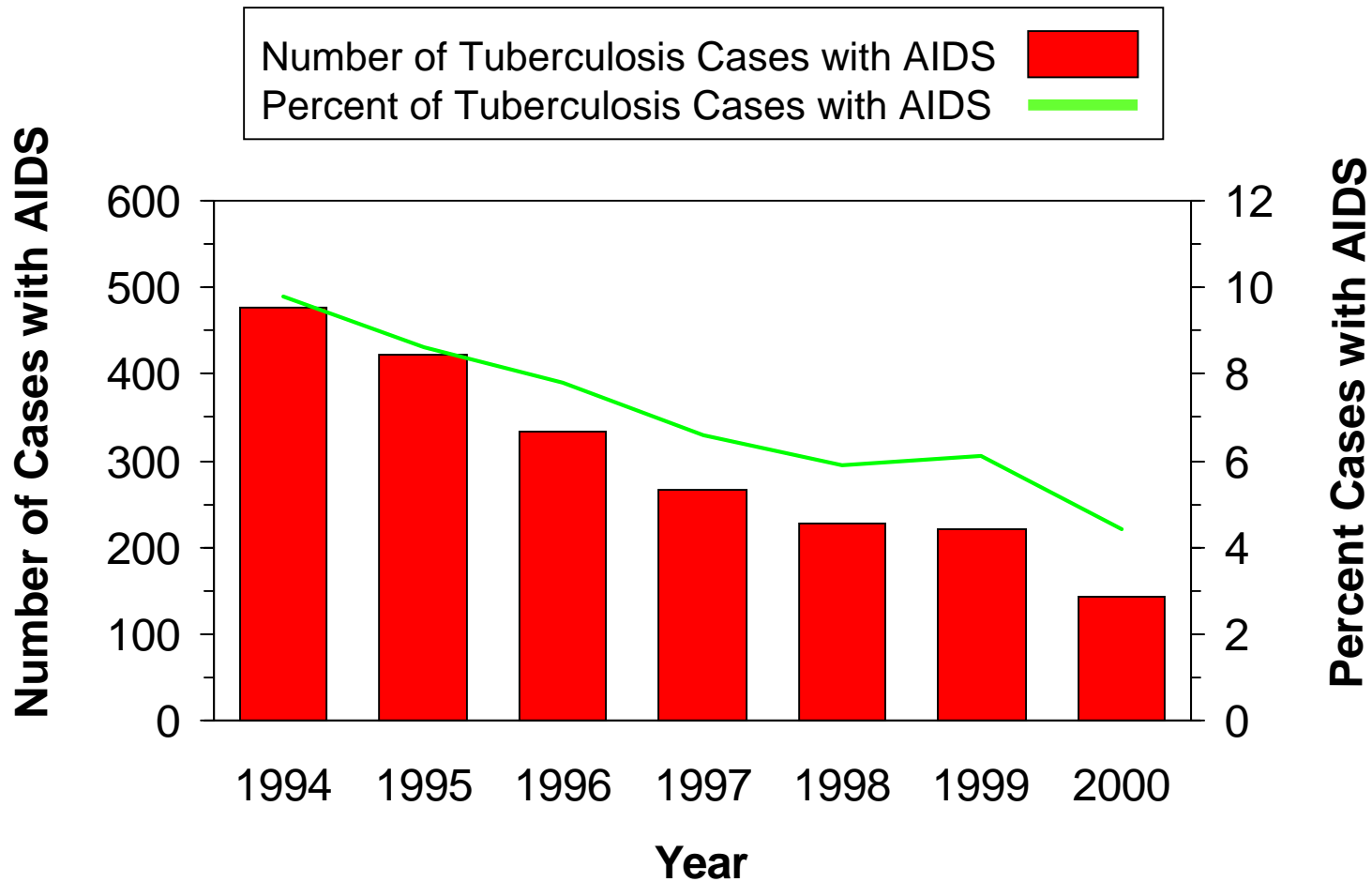
# Figure 8. Tuberculosis Cases by Verification Criteria: California, 2001



# Figure 9. Deaths in Persons with Tuberculosis: California, 1995-1999

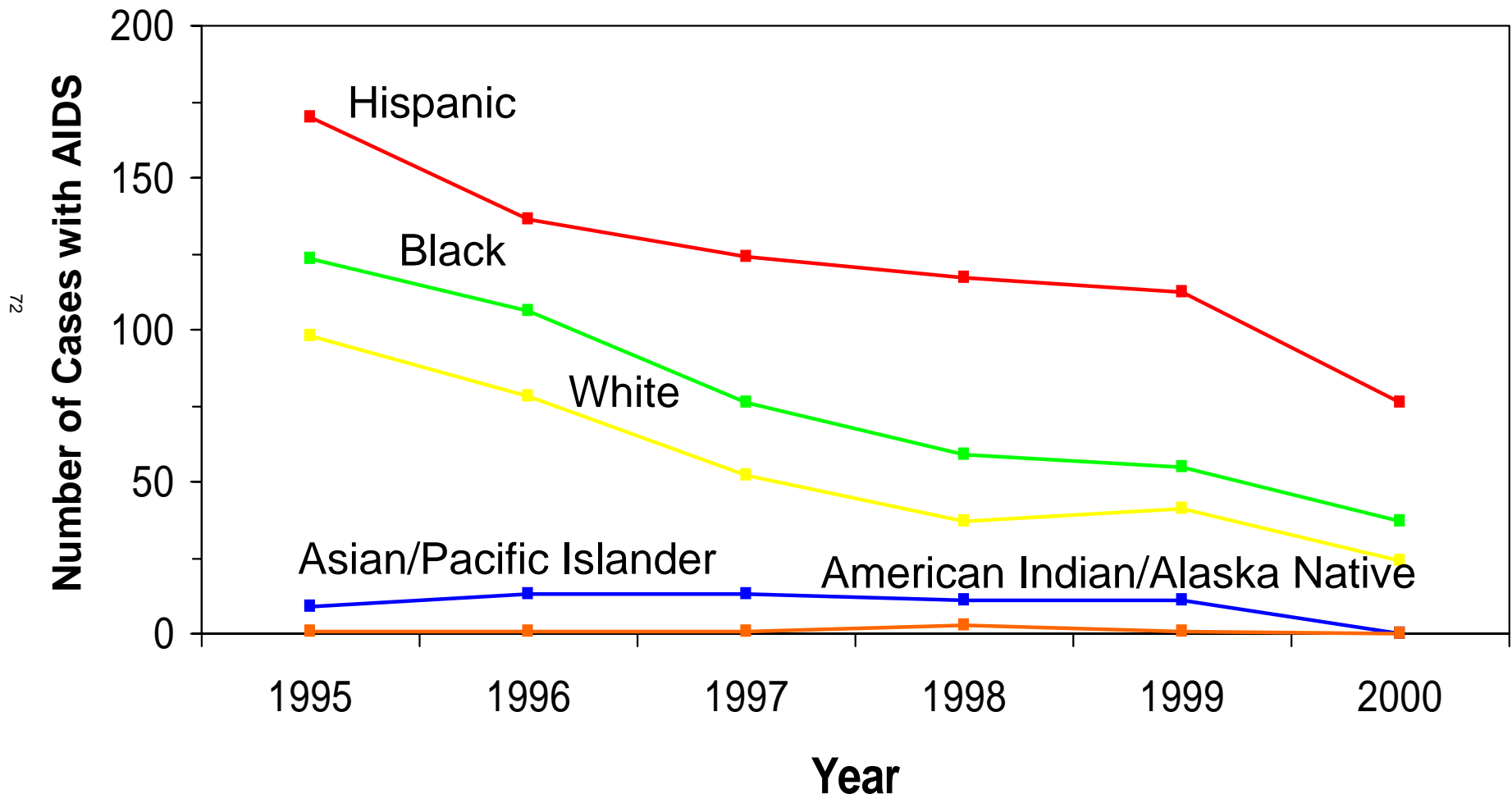


# Figure 10. Tuberculosis Cases by AIDS Diagnosis\*: California, 1994-2000



\* Match found in AIDS Case Registry, California Office of AIDS

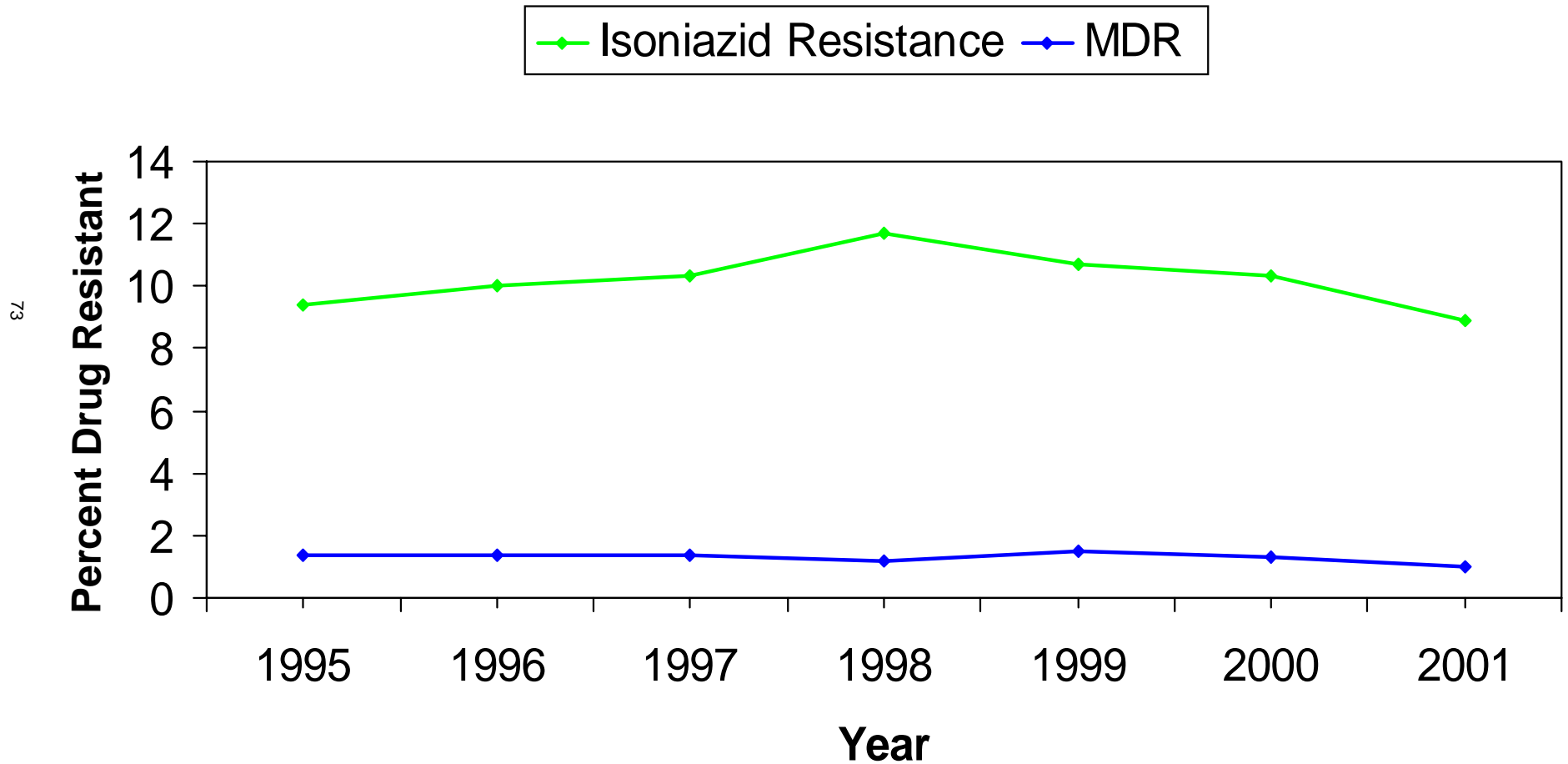
# Figure 11. AIDS-Associated Tuberculosis\* by Race/Ethnicity: California, 1995-2000



\* Match found in AIDS Case Registry, California Office of AIDS

Tuberculosis Control Branch, California Department of Health Services

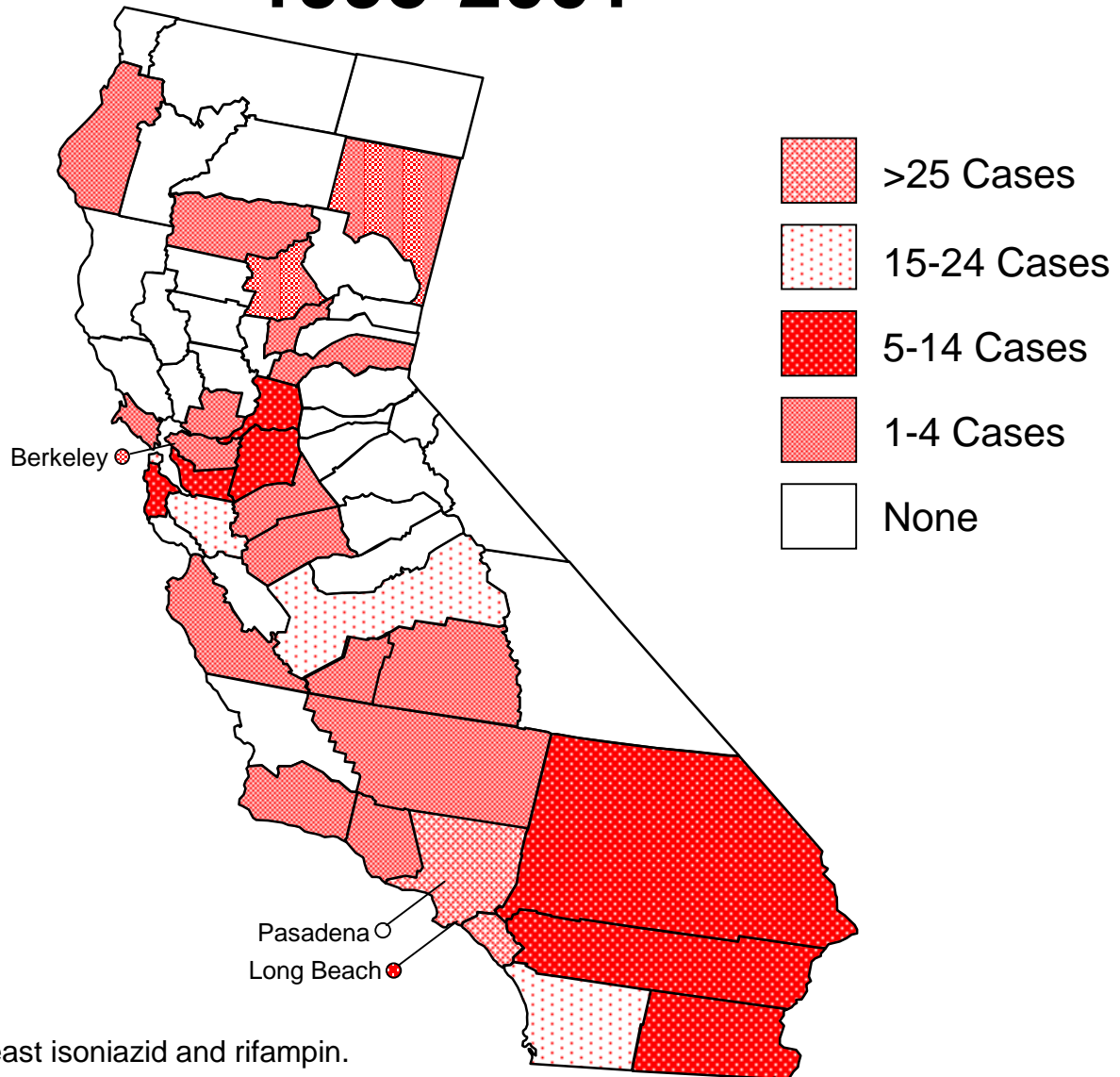
# Figure 12. Tuberculosis Cases with MDR\* and Resistance to Isoniazid: California, 1995-2001



\*Cases with resistance to at least isoniazid and rifampin.

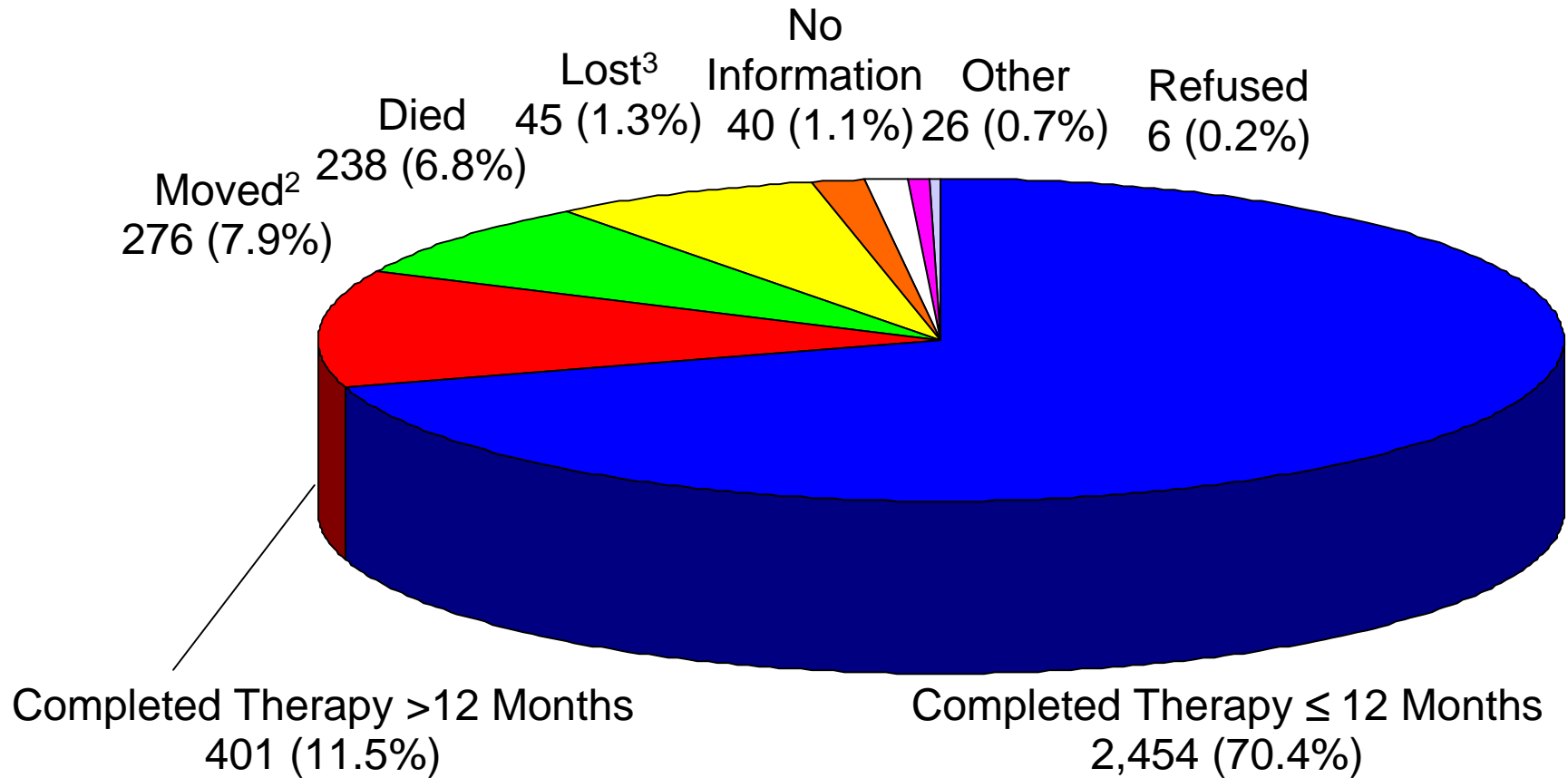


# Figure 13. Multi-drug Resistant (MDR)\* Tuberculosis Cases by Jurisdiction: 1995-2001



\*Cases with resistance to at least isoniazid and rifampin.

# Figure 14. Tuberculosis Cases<sup>1</sup> by Reason Therapy Stopped: California, 1999



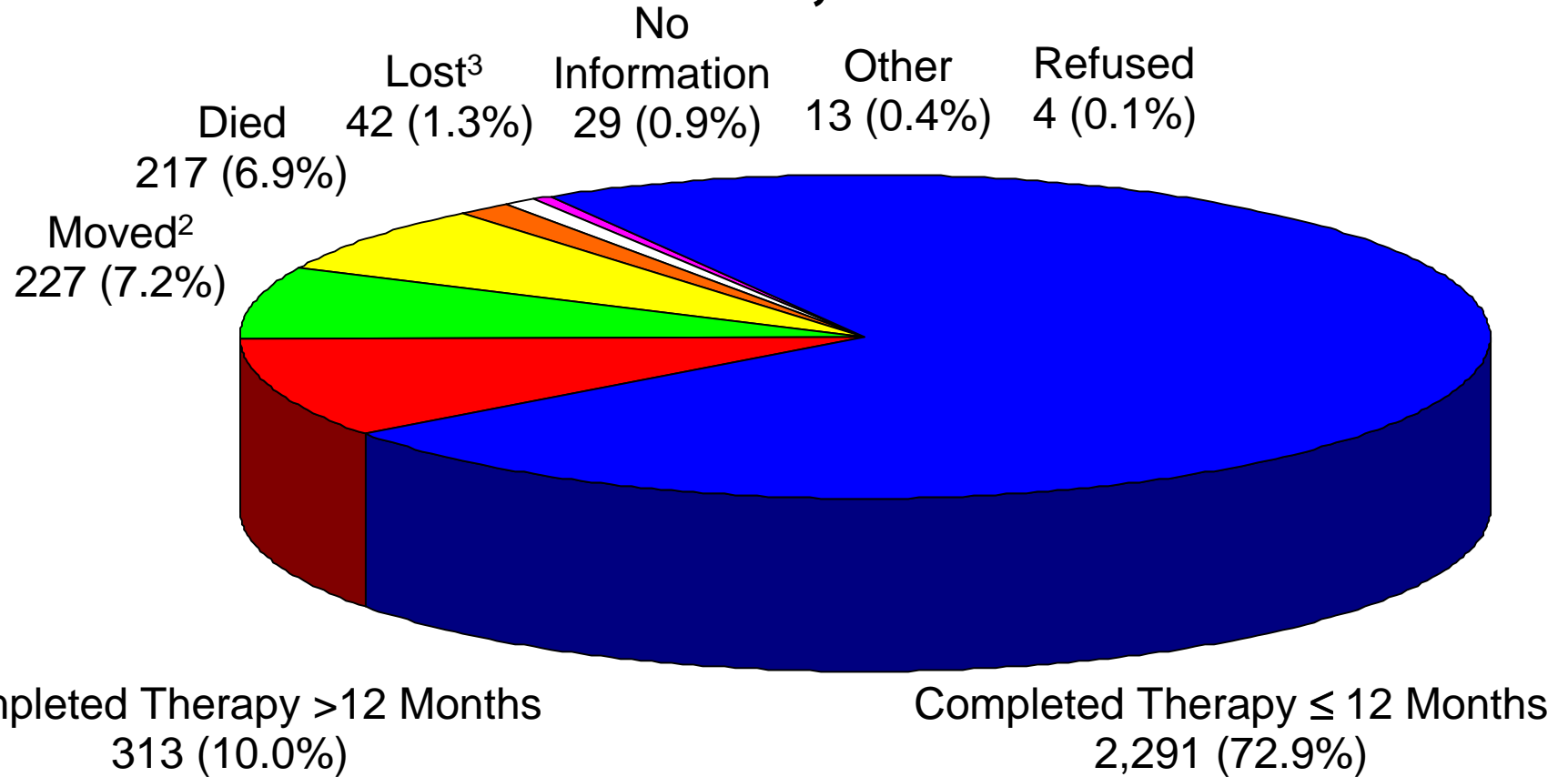
75

<sup>1</sup>Patient alive at diagnosis and started on an initial drug regimen of 1 or more drugs.

<sup>2</sup>Patient moved to another jurisdiction with a known forwarding address before treatment was completed.

<sup>3</sup>Patient could not be located prior to the completion of treatment.

# Figure 15. Drug-Susceptible Tuberculosis Cases<sup>1</sup> by Reason Therapy Stopped: California, 1999



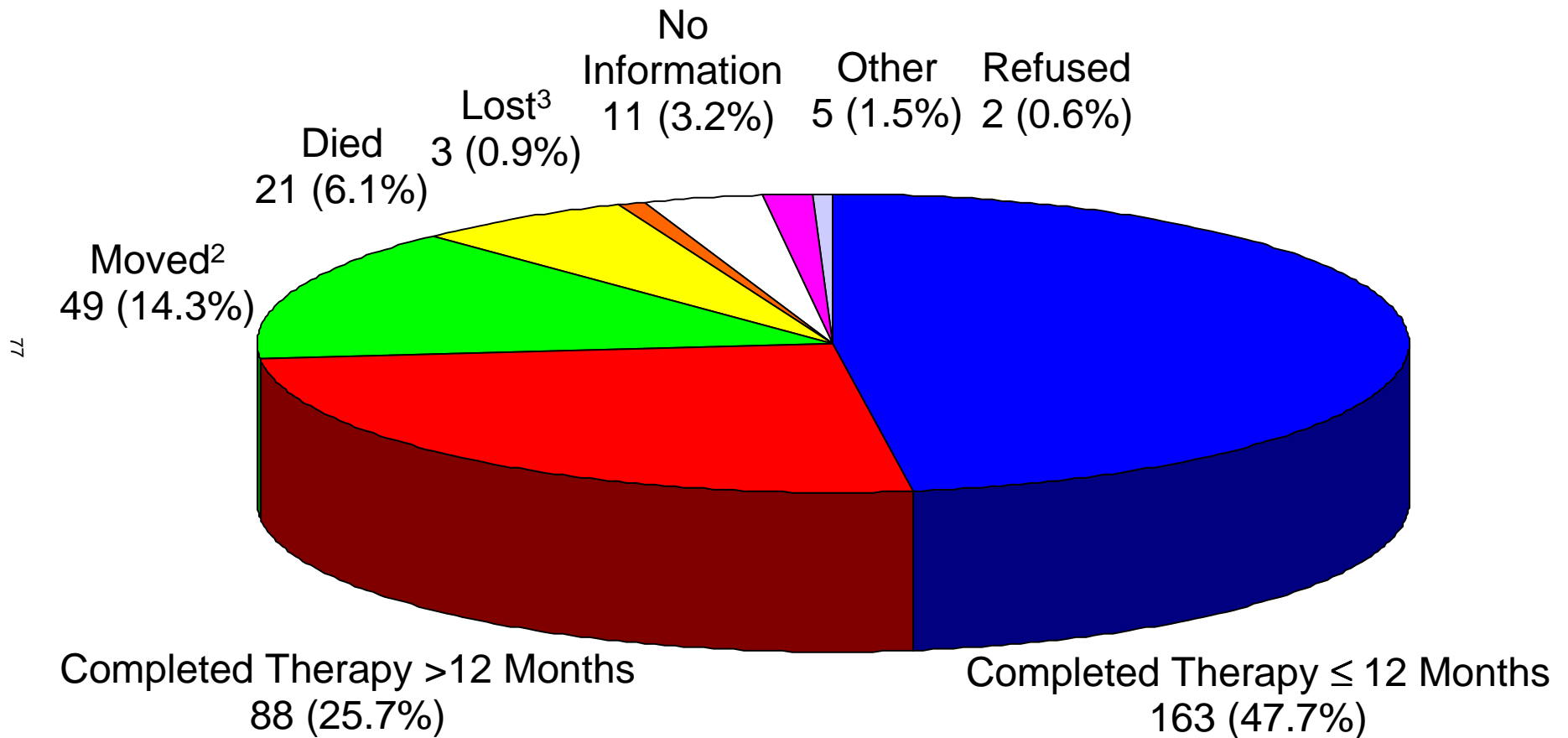
76

<sup>1</sup>Patient alive at diagnosis and started on an initial drug regimen of 1 or more drugs, including cases with disease that is susceptible to isoniazid, rifampin and pyrazinamide, cases without culture confirmation and cases without drug susceptibility results.

<sup>2</sup>Patient moved to another jurisdiction with a known forwarding address before treatment was completed.

<sup>3</sup>Patient could not be located prior to the completion of treatment.

# Figure 16. Drug-Resistant Tuberculosis Cases<sup>1</sup> by Reason Therapy Stopped: California, 1999



<sup>1</sup>Patient alive at diagnosis and started on an initial drug regimen of 1 or more drugs; all patients have disease that is resistant to isoniazid, rifampin and/or pyrazinamide.

<sup>2</sup> Patient moved to another jurisdiction with a known forwarding address before treatment was completed.

<sup>3</sup>Patient could not be located prior to the completion of treatment.

## Appendix

### Technical Notes

#### Reporting Jurisdictions

California has 61 jurisdictions reporting on TB morbidity. There are 58 counties and the three cities of Berkeley, Long Beach, and Pasadena. Reports from Alameda County exclude TB cases from the city of Berkeley, and reports from Los Angeles exclude cases from the cities of Long Beach and Pasadena.

#### Tuberculosis Cases

TB cases submitted to the TB Registry (TBCB) by January 15, 2002 were counted as cases in 2001. After reporting the case, a jurisdiction may subsequently decide that a reported case actually did not have TB, and this case will be deleted from the TIMS database. Also, a few cases may be reported after the submission deadline; these additions will be reflected in future reports. Therefore, the total number of TB cases counted in a given year may change, although usually by a very small number of cases. For Tables 1-7 and 12-14, we used the original number of reported cases, not the revised number. For all other tables, the revised number of cases was used.

#### Population Data

County population totals, and data by age, sex and race/ethnic group for California are from the following reference: State of California, Department of Finance, *Race/Ethnic Population with Age and Sex Detail, 1970-2040*, Sacramento, California, December 1998. This report has not been revised with data from the 2000 U.S. census. To provide comparable city population estimates, the percent increase in population reported in the E-1 report (State of California, Department of Finance, *E-1 City/County Population Estimates, with Annual Percent Change, January 1, 2000 and 2001*, Sacramento, California, May 2001) which were benchmarked to the 2000 U.S. census were applied to the 2000 city estimates from: State of California, Department of Finance, *City/County Population Estimates with Annual Percentage Change, January 1, 1999 and 2000*, Sacramento, California, May 2000.

#### Small Case Numbers

While there are different methods for reporting the rates of rare events, we have chosen not to report rates when the total number of TB cases is less than five. Rates of zero, based on no TB cases, are also not reported. Where the rate is not reported, changes in rate over time are also not reported.

In tables that report demographics of and risk factors for TB cases by reporting jurisdictions (Tables 15-19, 29-36), data from jurisdictions with less than five cases of TB are aggregated to reduce the likelihood that individual TB cases in a given jurisdiction can be identified.

The following 11 jurisdictions had one to four cases of TB in 2001: Calaveras, Colusa, Lake, Mendocino, Napa, Nevada, Placer, Shasta, Tehama, Tuolumne and Yuba. The following 13 jurisdictions had no TB cases in 2001: Alpine, Amador, Del Norte, Glenn, Inyo, Lassen, Mariposa, Modoc, Mono, Plumas, Sierra, Siskiyou and Trinity.

### Race/Ethnicity

The Report of Verified Case of Tuberculosis (RVCT) has one variable for race and one for ethnicity. If a case is classified as “Hispanic” on the RVCT, then the case is reported as “Hispanic” in this report, regardless of race. If the “Hispanic” variable on the RVCT is classified as “Unknown”, then the case is reported as “Unknown” in this report even if the race variable on the RVCT has a known result.

### AIDS-Associated Tuberculosis

Tuberculosis cases co-infected with the HIV virus are identified by matching TB Registry data (TBCB) with the case registry in the Office of AIDS, California Department of Health Services.

### Ranking of Jurisdictions

For Table 12, jurisdictions are ranked in order of decreasing 2001 case rates with the highest rank first. Those jurisdictions with one to four cases are not given a rate and are given the same rank; they are listed according to decreasing number of cases. Jurisdictions with no cases of TB are given the same rank and they are listed in alphabetical order. Jurisdictions with the same rate are given both given the higher rank; the subsequent rank is skipped.

### Case Completion Reports (Follow-up 2)

The source of data for tables on directly observed therapy (DOT), health care provider type, and treatment outcomes (Tables 27-28, 47-51) is the Case Completion Report (Follow-up 2) submitted by the jurisdiction that originally reported the case. Thus, the data in these tables reflect the practices and outcomes of case management in the jurisdiction that counted the case. For example, if a case moved from jurisdiction A to jurisdiction B and completes therapy there, he is counted as a “moved” case in jurisdiction A; the subsequent completion of therapy is not included in our tables. Or, if a patient receives DOT

in jurisdiction A, but not in jurisdiction B, these tables reflect only that he received DOT in jurisdiction A.

### Drug Susceptibility Reports

This report presents drug susceptibility results for the most recent year (2001). Because the Initial Drug Susceptibility Report (Follow-up 1) may be submitted several months after the initial case report, all results may not have been available at the time this report was prepared. At the time of preparation, drug susceptibility testing was approximately 93% complete for culture positive TB cases. As the final Follow-up 1 reports are submitted, overall proportions of drug resistance may change slightly. These updated results will be available in future reports, in tables presenting trends in drug resistance (Tables 45-46).

### Treatment Outcomes

Categories for completion of therapy (Tables 47-51) are: completed therapy in 12 months or less (includes patients whose treatment was completed in 366 days or less); completed therapy in more than 12 months (treatment completed in more than 366 days, or treatment completed in undetermined amount of time). If the day of the month is missing from the treatment start or stop date (but the month and year are available, the missing day is set to the first of the month. Because the day of the month is much more likely to be missing from the stop date than the start date, the bias in calculating the duration of therapy is toward shorter duration of therapy.

Cases known to have started treatment, but for whom no Follow-up 2 is available are included in the "No Information" category. All other outcome categories reflect the "Reason Therapy Stopped" (question 37) variable of the Follow-up 2.