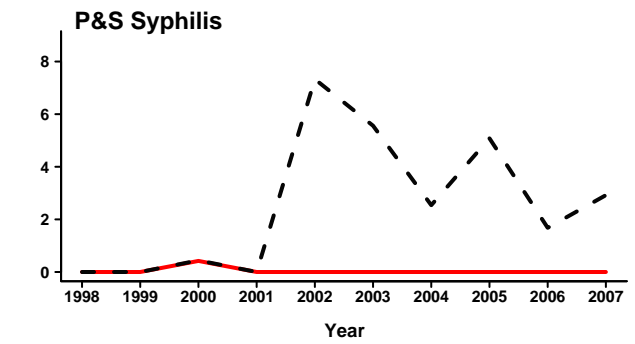
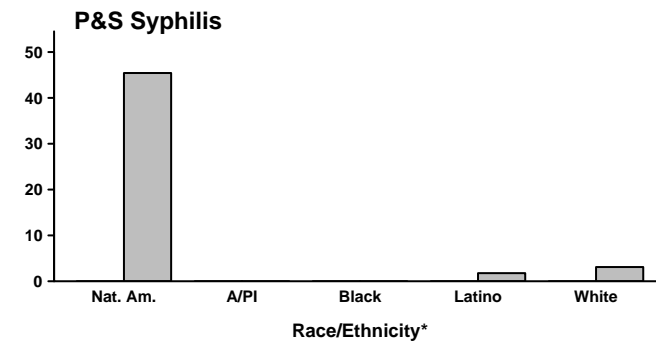
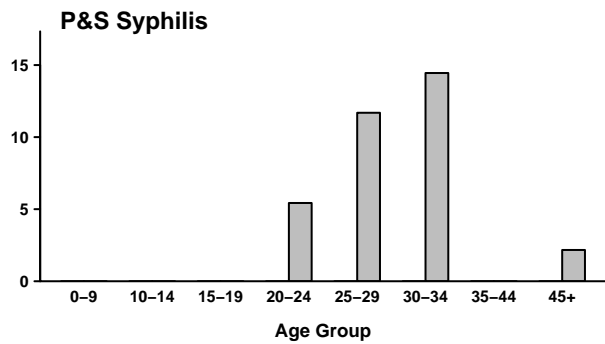
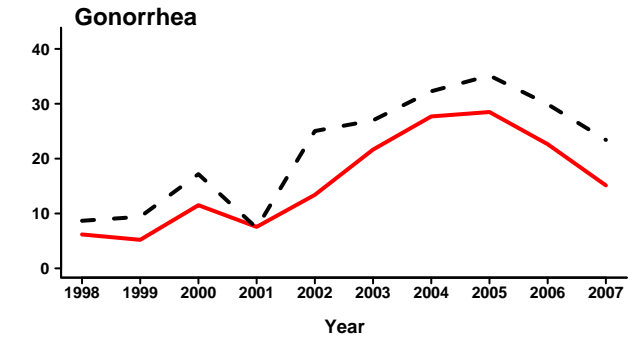
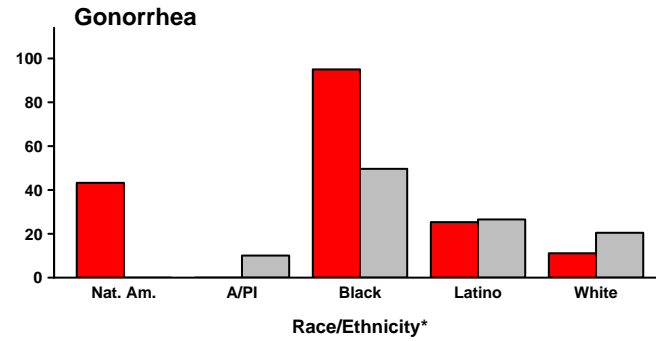
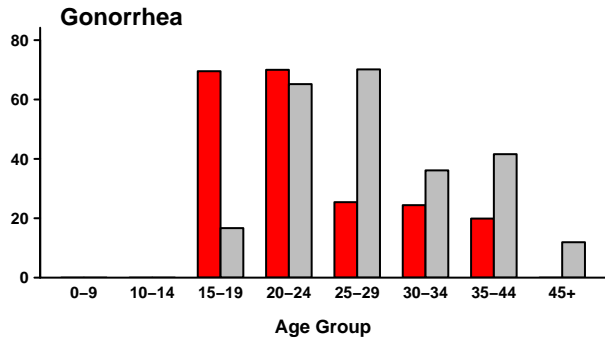
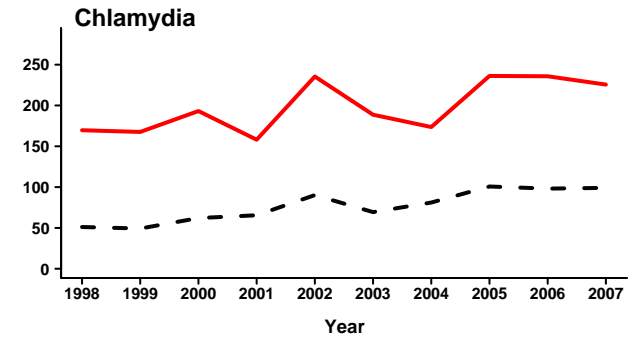
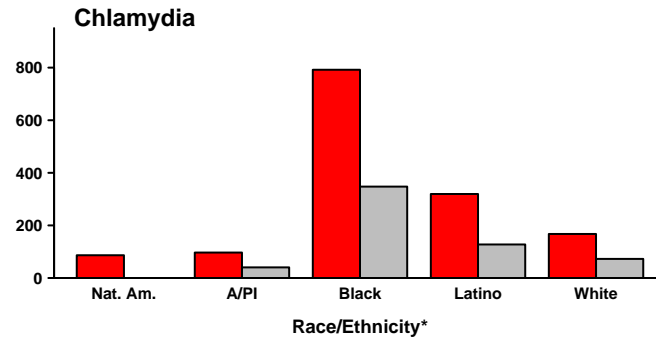
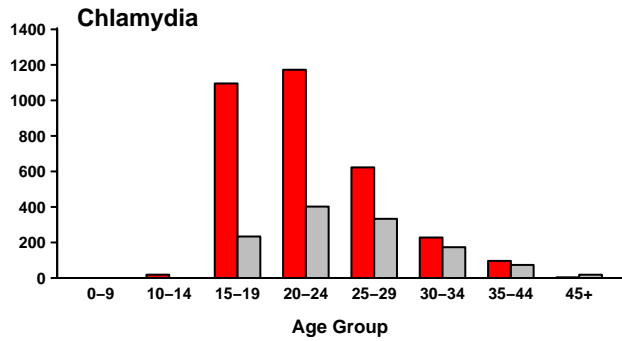


Sonoma County – Chlamydia, Gonorrhea, and P&S Syphilis Rates by Age Group (2007), Race/Ethnicity (2007), and Year



■ Female ■ Male

— Female - - - Male



* Race data may be missing for a substantial number of cases. See the 'Data Limitations' page for further information.
 Note: Rates are per 100,000 population.
 Source: California Department of Public Health, STD Control Branch

Sonoma County – Chlamydia, Gonorrhea, and Early Syphilis Cases and Rates Tables for 2007

Gender & Age Group	Chlamydia			Gonorrhea			P&S Syphilis			Early Latent Syphilis			Population	
	Cases	Percent ¹	Rate	Cases	Percent ¹	Rate	Cases	Percent ¹	Rate	Cases	Percent ¹	Rate	Number	Percent ¹
COUNTY TOTAL	790	100.0%	163.9	93	100.0%	19.3	7	100.0%	1.5	6	100.0%	1.2	483,897	100.0%
Female Total	552	69.9%	225.6	37	39.8%	15.1	0	0.0%	0.0	1	16.7%	0.4	244,683	50.6%
Ages														
0 – 9	0	0.0%	0.0	0	0.0%	0.0	0	0.0%	0.0	0	0.0%	0.0	30,942	12.6%
10 – 14	3	0.5%	18.7	0	0.0%	0.0	0	0.0%	0.0	0	0.0%	0.0	16,028	6.6%
15 – 19	189	34.2%	1,095.3	12	32.4%	69.5	0	0.0%	0.0	0	0.0%	0.0	17,256	7.1%
20 – 24	201	36.4%	1,172.6	12	32.4%	70.0	0	0.0%	0.0	0	0.0%	0.0	17,142	7.0%
25 – 29	98	17.8%	622.8	4	10.8%	25.4	0	0.0%	0.0	0	0.0%	0.0	15,735	6.4%
30 – 34	28	5.1%	227.9	3	8.1%	24.4	0	0.0%	0.0	0	0.0%	0.0	12,284	5.0%
35 – 44	29	5.3%	96.2	6	16.2%	19.9	0	0.0%	0.0	0	0.0%	0.0	30,141	12.3%
45 +	4	0.7%	3.8	0	0.0%	0.0	0	0.0%	0.0	1	100.0%	1.0	105,155	43.0%
Not Specified	0	0.0%	-	0	0.0%	-	0	0.0%	-	0	0.0%	-		
Male Total	237	30.0%	99.1	56	60.2%	23.4	7	100.0%	2.9	5	83.3%	2.1	239,214	49.4%
Ages														
0 – 9	0	0.0%	0.0	0	0.0%	0.0	0	0.0%	0.0	0	0.0%	0.0	32,143	13.4%
10 – 14	0	0.0%	0.0	0	0.0%	0.0	0	0.0%	0.0	0	0.0%	0.0	16,342	6.8%
15 – 19	42	17.7%	233.6	3	5.4%	16.7	0	0.0%	0.0	0	0.0%	0.0	17,978	7.5%
20 – 24	74	31.2%	402.0	12	21.4%	65.2	1	14.3%	5.4	0	0.0%	0.0	18,406	7.7%
25 – 29	57	24.1%	333.2	12	21.4%	70.2	2	28.6%	11.7	1	20.0%	5.8	17,105	7.2%
30 – 34	24	10.1%	173.5	5	8.9%	36.1	2	28.6%	14.5	2	40.0%	14.5	13,836	5.8%
35 – 44	23	9.7%	73.6	13	23.2%	41.6	0	0.0%	0.0	1	20.0%	3.2	31,254	13.1%
45 +	17	7.2%	18.4	11	19.6%	11.9	2	28.6%	2.2	1	20.0%	1.1	92,150	38.5%
Not Specified	0	0.0%	-	0	0.0%	-	0	0.0%	-	0	0.0%	-		

Gender & Race/Ethnicity	Chlamydia			Gonorrhea			P&S Syphilis			Early Latent Syphilis			Population	
	Cases	Percent ¹	Rate	Cases	Percent ¹	Rate	Cases	Percent ¹	Rate	Cases	Percent ¹	Rate	Number	Percent ¹
COUNTY TOTAL	790	100.0%	163.9	93	100.0%	19.3	7	100.0%	1.5	6	100.0%	1.2	483,897	100.0%
Female Total	552	69.9%	225.6	37	39.8%	15.1	0	0.0%	0.0	1	16.7%	0.4	244,683	50.6%
American Indian/Alaska Native	2	0.4%	86.5	1	2.8%	43.3	0	0.0%	0.0	0	0.0%	0.0	2,312	0.9%
Asian/Pacific Islander	11	2.3%	96.8	0	0.0%	0.0	0	0.0%	0.0	0	0.0%	0.0	11,365	4.6%
Black/African-American	25	5.1%	791.9	3	8.3%	95.0	0	0.0%	0.0	0	0.0%	0.0	3,157	1.3%
Latina/Hispanic	164	33.6%	319.4	13	36.1%	25.3	0	0.0%	0.0	0	0.0%	0.0	51,341	21.0%
White	286	58.6%	167.4	19	52.8%	11.1	0	0.0%	0.0	1	100.0%	0.6	170,844	69.8%
Other/Multi/Not Specified	64	11.6%	-	1	2.7%	-	0	0.0%	-	0	0.0%	-	5,664	2.3%
Male Total	237	30.0%	99.1	56	60.2%	23.4	7	100.0%	2.9	5	83.3%	2.1	239,214	49.4%
American Indian/Alaska Native	0	0.0%	0.0	0	0.0%	0.0	1	14.3%	45.4	0	0.0%	0.0	2,201	0.9%
Asian/Pacific Islander	4	1.9%	40.3	1	2.0%	10.1	0	0.0%	0.0	0	0.0%	0.0	9,917	4.1%
Black/African-American	14	6.8%	347.6	2	3.9%	49.7	0	0.0%	0.0	0	0.0%	0.0	4,028	1.7%
Latina/Hispanic	72	34.8%	127.5	15	29.4%	26.6	1	14.3%	1.8	2	40.0%	3.5	56,491	23.6%
White	117	56.5%	72.6	33	64.7%	20.5	5	71.4%	3.1	3	60.0%	1.9	161,210	67.4%
Other/Multi/Not Specified	30	12.7%	-	5	8.9%	-	0	0.0%	-	0	0.0%	-	5,367	2.2%

¹ Gender specific age groups and race/ethnicity percent calculations exclude "Not Specified" from the denominator.

² Overall county rates were calculated using the July 1 county population estimates from the Department of Finance.
(For Sonoma County, the July 1, 2007 estimate is 482,034).

Note: Rates are per 100,000 population.

Source: California Department of Public Health, STD Control Branch

