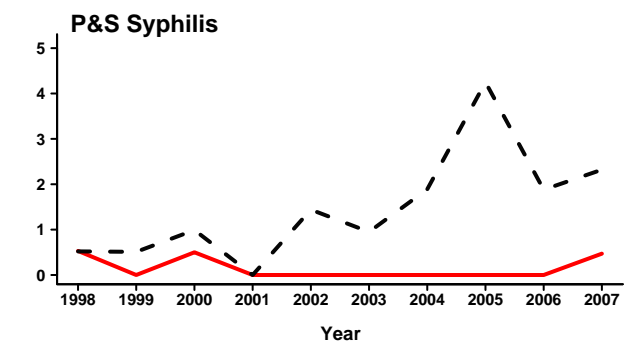
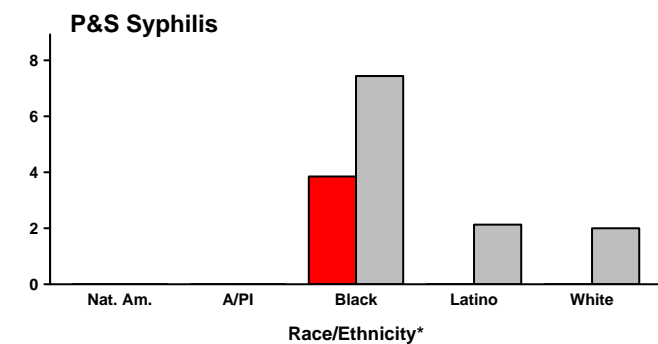
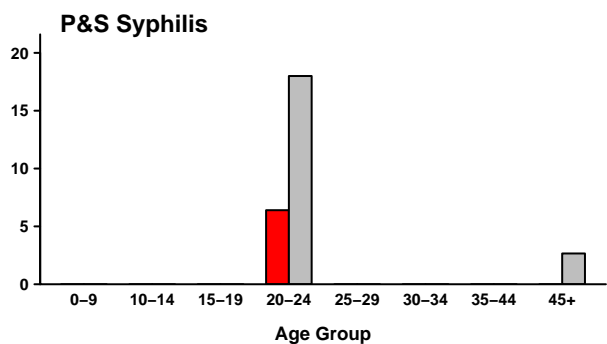
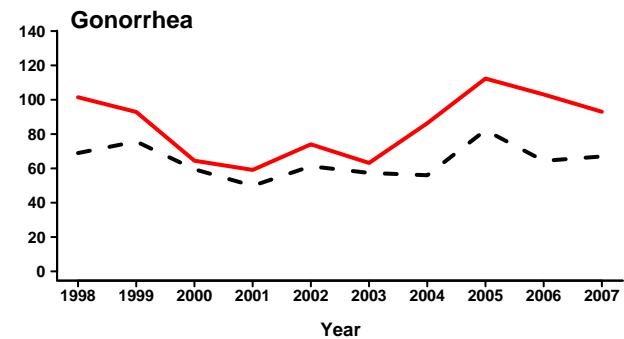
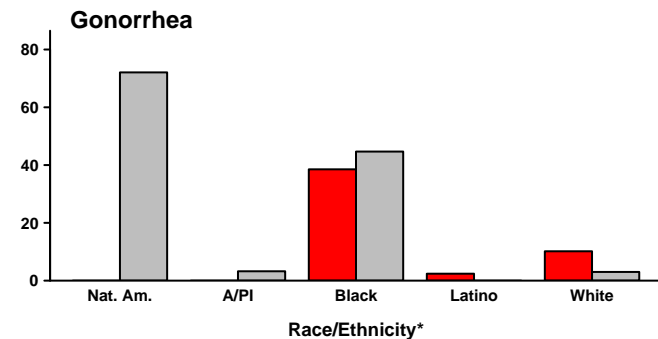
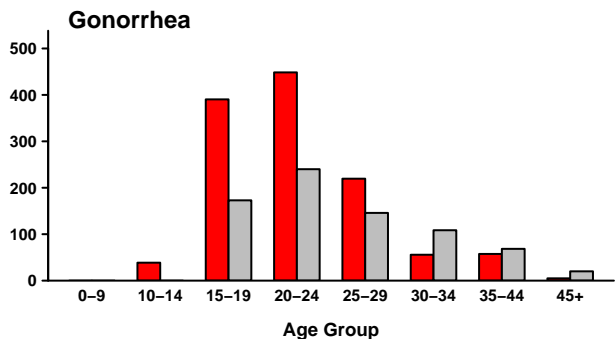
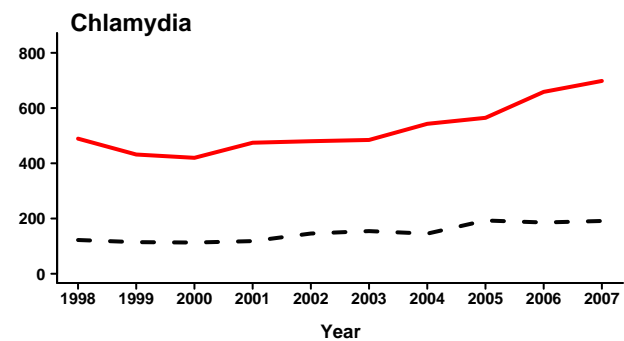
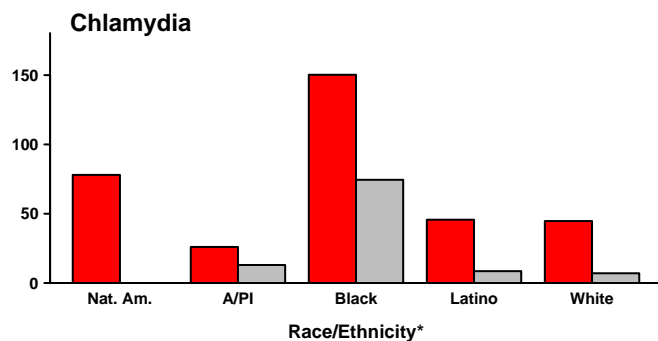
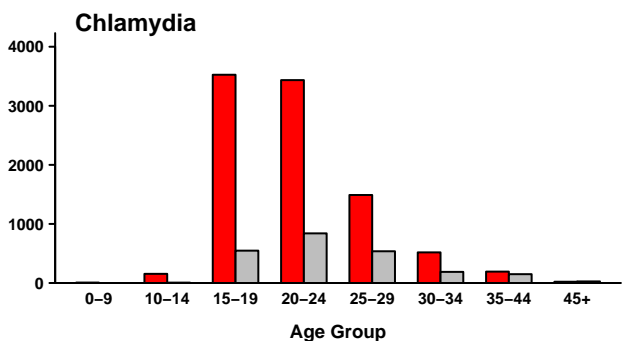


Solano County – Chlamydia, Gonorrhea, and P&S Syphilis Rates by Age Group (2007), Race/Ethnicity (2007), and Year



■ Female ■ Male

— Female - - - Male



* Race data may be missing for a substantial number of cases. See the 'Data Limitations' page for further information.
 Note: Rates are per 100,000 population.
 Source: California Department of Public Health, STD Control Branch

Solano County – Chlamydia, Gonorrhea, and Early Syphilis Cases and Rates Tables for 2007

Gender & Age Group	Chlamydia			Gonorrhea			P&S Syphilis			Early Latent Syphilis			Population	
	Cases	Percent ¹	Rate	Cases	Percent ¹	Rate	Cases	Percent ¹	Rate	Cases	Percent ¹	Rate	Number	Percent ¹
COUNTY TOTAL	1,890	100.0%	445.8	341	100.0%	80.4	6	100.0%	1.4	9	100.0%	2.1	426,866	100.0%
Female Total	1,479	78.3%	698.2	197	57.8%	93.0	1	16.7%	0.5	0	0.0%	0.0	211,822	49.6%
Ages														
0 – 9	2	0.1%	7.1	0	0.0%	0.0	0	0.0%	0.0	0	0.0%	0.0	28,294	13.4%
10 – 14	24	1.6%	154.8	6	3.0%	38.7	0	0.0%	0.0	0	0.0%	0.0	15,508	7.3%
15 – 19	587	39.7%	3,525.3	65	33.0%	390.4	0	0.0%	0.0	0	0.0%	0.0	16,651	7.9%
20 – 24	536	36.3%	3,434.4	70	35.5%	448.5	1	100.0%	6.4	0	0.0%	0.0	15,607	7.4%
25 – 29	190	12.9%	1,489.8	28	14.2%	219.6	0	0.0%	0.0	0	0.0%	0.0	12,753	6.0%
30 – 34	65	4.4%	518.1	7	3.6%	55.8	0	0.0%	0.0	0	0.0%	0.0	12,547	5.9%
35 – 44	57	3.9%	192.8	17	8.6%	57.5	0	0.0%	0.0	0	0.0%	0.0	29,570	14.0%
45 +	17	1.2%	21.0	4	2.0%	4.9	0	0.0%	0.0	0	0.0%	0.0	80,892	38.2%
Not Specified	1	0.1%	-	0	0.0%	-	0	0.0%	-	0	0.0%	-		
Male Total	411	21.7%	191.1	144	42.2%	67.0	5	83.3%	2.3	9	100.0%	4.2	215,044	50.4%
Ages														
0 – 9	0	0.0%	0.0	0	0.0%	0.0	0	0.0%	0.0	0	0.0%	0.0	29,209	13.6%
10 – 14	1	0.2%	6.3	0	0.0%	0.0	0	0.0%	0.0	0	0.0%	0.0	15,888	7.4%
15 – 19	95	23.1%	547.6	30	20.8%	172.9	0	0.0%	0.0	0	0.0%	0.0	17,349	8.1%
20 – 24	140	34.1%	840.0	40	27.8%	240.0	3	60.0%	18.0	3	33.3%	18.0	16,666	7.8%
25 – 29	81	19.7%	537.1	22	15.3%	145.9	0	0.0%	0.0	1	11.1%	6.6	15,082	7.0%
30 – 34	26	6.3%	188.2	15	10.4%	108.6	0	0.0%	0.0	1	11.1%	7.2	13,816	6.4%
35 – 44	48	11.7%	149.4	22	15.3%	68.5	0	0.0%	0.0	0	0.0%	0.0	32,122	14.9%
45 +	20	4.9%	26.7	15	10.4%	20.0	2	40.0%	2.7	4	44.4%	5.3	74,912	34.8%
Not Specified	0	0.0%	-	0	0.0%	-	0	0.0%	-	0	0.0%	-		

Gender & Race/Ethnicity	Chlamydia			Gonorrhea			P&S Syphilis			Early Latent Syphilis			Population	
	Cases	Percent ¹	Rate	Cases	Percent ¹	Rate	Cases	Percent ¹	Rate	Cases	Percent ¹	Rate	Number	Percent ¹
COUNTY TOTAL	1,890	100.0%	445.8	341	100.0%	80.4	6	100.0%	1.4	9	100.0%	2.1	426,866	100.0%
Female Total	1,479	78.3%	698.2	197	57.8%	93.0	1	16.7%	0.5	0	0.0%	0.0	211,822	49.6%
American Indian/Alaska Native	1	0.9%	78.0	0	0.0%	0.0	0	0.0%	0.0	0	0.0%	0.0	1,282	0.6%
Asian/Pacific Islander	9	8.0%	26.0	0	0.0%	0.0	0	0.0%	0.0	0	0.0%	0.0	34,590	16.3%
Black/African-American	39	34.8%	150.3	10	47.6%	38.5	1	100.0%	3.9	0	0.0%	0.0	25,953	12.3%
Latina/Hispanic	19	17.0%	45.7	1	4.8%	2.4	0	0.0%	0.0	0	0.0%	0.0	41,604	19.6%
White	44	39.3%	44.7	10	47.6%	10.2	0	0.0%	0.0	0	0.0%	0.0	98,397	46.5%
Other/Multi/Not Specified	1,367	92.4%	-	176	89.3%	-	0	0.0%	-	0	0.0%	-	9,996	4.7%
Male Total	411	21.7%	191.1	144	42.2%	67.0	5	83.3%	2.3	9	100.0%	4.2	215,044	50.4%
American Indian/Alaska Native	0	0.0%	0.0	1	5.9%	72.1	0	0.0%	0.0	0	0.0%	0.0	1,387	0.6%
Asian/Pacific Islander	4	11.4%	13.0	1	5.9%	3.2	0	0.0%	0.0	0	0.0%	0.0	30,777	14.3%
Black/African-American	20	57.1%	74.5	12	70.6%	44.7	2	40.0%	7.4	3	33.3%	11.2	26,855	12.5%
Latina/Hispanic	4	11.4%	8.6	0	0.0%	0.0	1	20.0%	2.1	0	0.0%	0.0	46,732	21.7%
White	7	20.0%	7.0	3	17.6%	3.0	2	40.0%	2.0	6	66.7%	6.0	99,602	46.3%
Other/Multi/Not Specified	376	91.5%	-	127	88.2%	-	0	0.0%	-	0	0.0%	-	9,691	4.5%

¹ Gender specific age groups and race/ethnicity percent calculations exclude "Not Specified" from the denominator.

² Overall county rates were calculated using the July 1 county population estimates from the Department of Finance.
(For Solano County, the July 1, 2007 estimate is 423,970).

Note: Rates are per 100,000 population.

Source: California Department of Public Health, STD Control Branch

