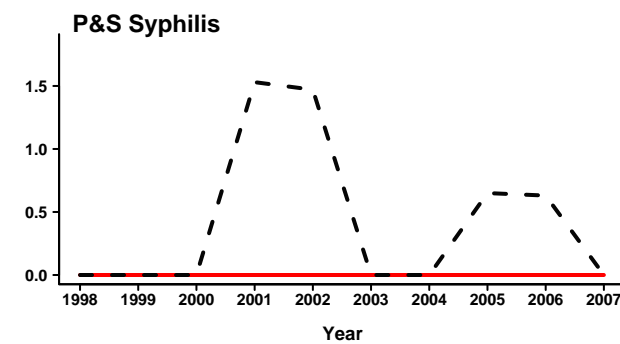
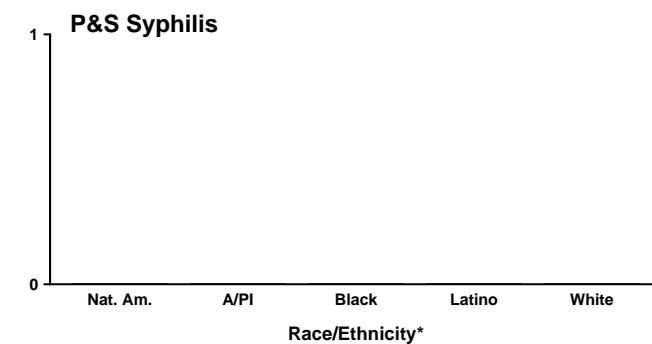
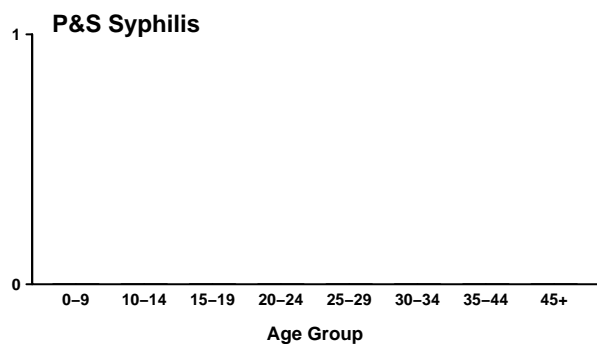
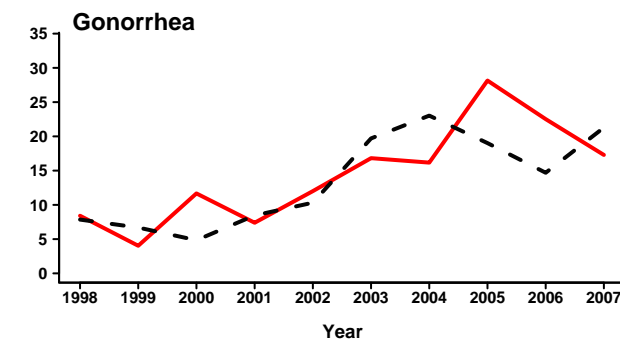
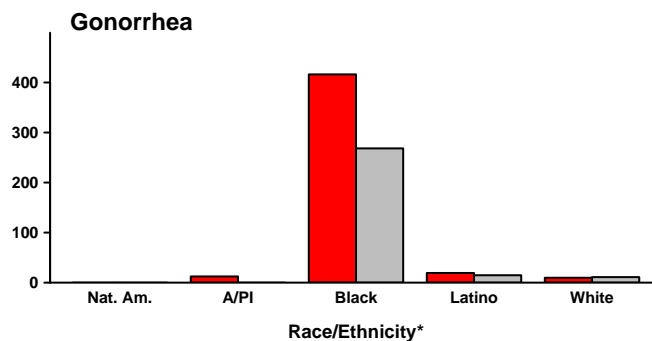
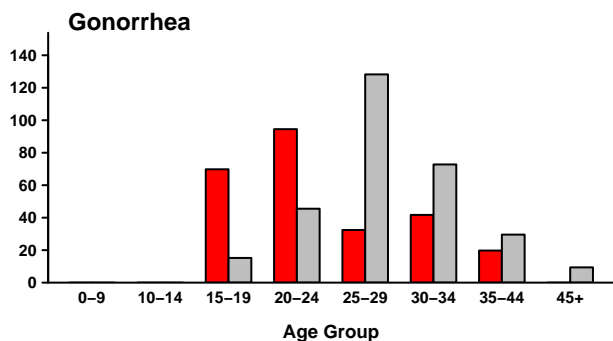
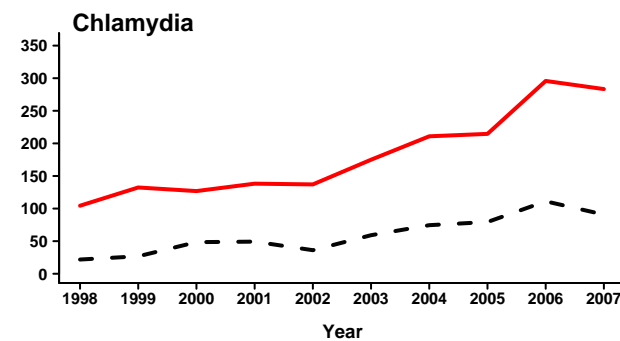
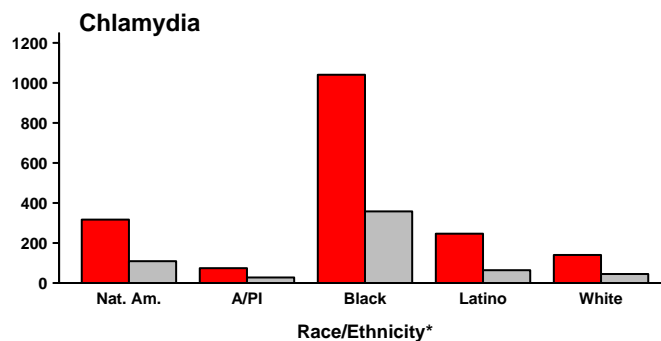
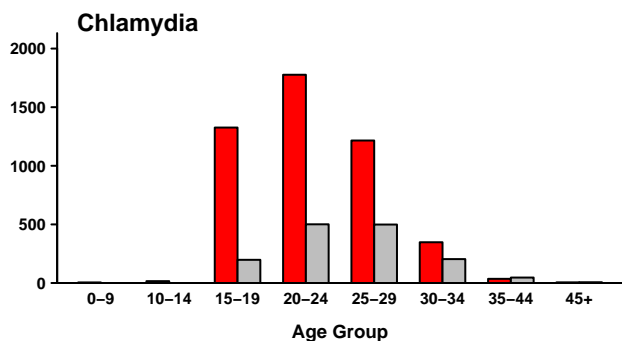


Placer County – Chlamydia, Gonorrhea, and P&S Syphilis Rates by Age Group (2007), Race/Ethnicity (2007), and Year



■ Female ■ Male

— Female - - - Male



* Race data may be missing for a substantial number of cases. See the 'Data Limitations' page for further information.
 Note: Rates are per 100,000 population.
 Source: California Department of Public Health, STD Control Branch

Placer County – Chlamydia, Gonorrhea, and Early Syphilis Cases and Rates Tables for 2007

Gender & Age Group	Chlamydia			Gonorrhea			P&S Syphilis			Early Latent Syphilis			Population	
	Cases	Percent ¹	Rate	Cases	Percent ¹	Rate	Cases	Percent ¹	Rate	Cases	Percent ¹	Rate	Number	Percent ¹
COUNTY TOTAL	620	100.0%	188.0	63	100.0%	19.1	0	100.0%	0.0	1	100.0%	0.3	327,388	100.0%
Female Total	475	76.6%	283.3	29	46.0%	17.3	0	0.0%	0.0	0	0.0%	0.0	167,655	51.2%
Ages														
0 – 9	1	0.2%	4.9	0	0.0%	0.0	0	0.0%	0.0	0	0.0%	0.0	20,458	12.2%
10 – 14	2	0.4%	15.7	0	0.0%	0.0	0	0.0%	0.0	0	0.0%	0.0	12,725	7.6%
15 – 19	171	36.0%	1,326.2	9	31.0%	69.8	0	0.0%	0.0	0	0.0%	0.0	12,894	7.7%
20 – 24	188	39.6%	1,776.6	10	34.5%	94.5	0	0.0%	0.0	0	0.0%	0.0	10,582	6.3%
25 – 29	75	15.8%	1,215.6	2	6.9%	32.4	0	0.0%	0.0	0	0.0%	0.0	6,170	3.7%
30 – 34	25	5.3%	347.7	3	10.3%	41.7	0	0.0%	0.0	0	0.0%	0.0	7,191	4.3%
35 – 44	9	1.9%	35.6	5	17.2%	19.8	0	0.0%	0.0	0	0.0%	0.0	25,297	15.1%
45 +	4	0.8%	5.5	0	0.0%	0.0	0	0.0%	0.0	0	0.0%	0.0	72,338	43.1%
Not Specified	0	0.0%	-	0	0.0%	-	0	0.0%	-	0	0.0%	-		
Male Total	145	23.4%	90.8	34	54.0%	21.3	0	0.0%	0.0	1	100.0%	0.6	159,733	48.8%
Ages														
0 – 9	0	0.0%	0.0	0	0.0%	0.0	0	0.0%	0.0	0	0.0%	0.0	21,663	13.6%
10 – 14	0	0.0%	0.0	0	0.0%	0.0	0	0.0%	0.0	0	0.0%	0.0	12,504	7.8%
15 – 19	26	17.9%	197.6	2	5.9%	15.2	0	0.0%	0.0	0	0.0%	0.0	13,157	8.2%
20 – 24	55	37.9%	500.7	5	14.7%	45.5	0	0.0%	0.0	1	100.0%	9.1	10,984	6.9%
25 – 29	35	24.1%	498.7	9	26.5%	128.2	0	0.0%	0.0	0	0.0%	0.0	7,018	4.4%
30 – 34	14	9.7%	203.8	5	14.7%	72.8	0	0.0%	0.0	0	0.0%	0.0	6,870	4.3%
35 – 44	11	7.6%	46.5	7	20.6%	29.6	0	0.0%	0.0	0	0.0%	0.0	23,660	14.8%
45 +	4	2.8%	6.3	6	17.6%	9.4	0	0.0%	0.0	0	0.0%	0.0	63,877	40.0%
Not Specified	0	0.0%	-	0	0.0%	-	0	0.0%	-	0	0.0%	-		

Gender & Race/Ethnicity	Chlamydia			Gonorrhea			P&S Syphilis			Early Latent Syphilis			Population	
	Cases	Percent ¹	Rate	Cases	Percent ¹	Rate	Cases	Percent ¹	Rate	Cases	Percent ¹	Rate	Number	Percent ¹
COUNTY TOTAL	620	100.0%	188.0	63	100.0%	19.1	0	100.0%	0.0	1	100.0%	0.3	327,388	100.0%
Female Total	475	76.6%	283.3	29	46.0%	17.3	0	0.0%	0.0	0	0.0%	0.0	167,655	51.2%
American Indian/Alaska Native	3	1.2%	316.8	0	0.0%	0.0	0	0.0%	0.0	0	0.0%	0.0	947	0.6%
Asian/Pacific Islander	6	2.3%	74.1	1	4.5%	12.3	0	0.0%	0.0	0	0.0%	0.0	8,101	4.8%
Black/African-American	10	3.9%	1,040.6	4	18.2%	416.2	0	0.0%	0.0	0	0.0%	0.0	961	0.6%
Latina/Hispanic	51	19.8%	246.4	4	18.2%	19.3	0	0.0%	0.0	0	0.0%	0.0	20,696	12.3%
White	187	72.8%	140.0	13	59.1%	9.7	0	0.0%	0.0	0	0.0%	0.0	133,556	79.7%
Other/Multi/Not Specified	218	45.9%	-	7	24.1%	-	0	0.0%	-	0	0.0%	-	3,394	2.0%
Male Total	145	23.4%	90.8	34	54.0%	21.3	0	0.0%	0.0	1	100.0%	0.6	159,733	48.8%
American Indian/Alaska Native	1	1.3%	109.1	0	0.0%	0.0	0	0.0%	0.0	0	0.0%	0.0	917	0.6%
Asian/Pacific Islander	2	2.6%	27.6	0	0.0%	0.0	0	0.0%	0.0	1	100.0%	13.8	7,256	4.5%
Black/African-American	4	5.2%	357.8	3	15.0%	268.3	0	0.0%	0.0	0	0.0%	0.0	1,118	0.7%
Latina/Hispanic	13	16.9%	63.9	3	15.0%	14.7	0	0.0%	0.0	0	0.0%	0.0	20,339	12.7%
White	57	74.0%	45.0	14	70.0%	11.0	0	0.0%	0.0	0	0.0%	0.0	126,740	79.3%
Other/Multi/Not Specified	68	46.9%	-	14	41.2%	-	0	0.0%	-	0	0.0%	-	3,363	2.1%

¹ Gender specific age groups and race/ethnicity percent calculations exclude "Not Specified" from the denominator.

² Overall county rates were calculated using the July 1 county population estimates from the Department of Finance.
(For Placer County, the July 1, 2007 estimate is 329,818).

Note: Rates are per 100,000 population.

Source: California Department of Public Health, STD Control Branch

