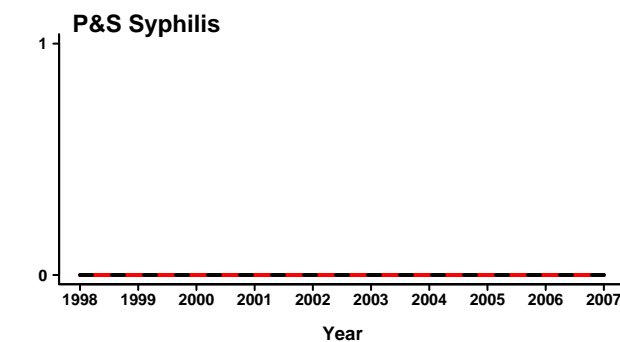
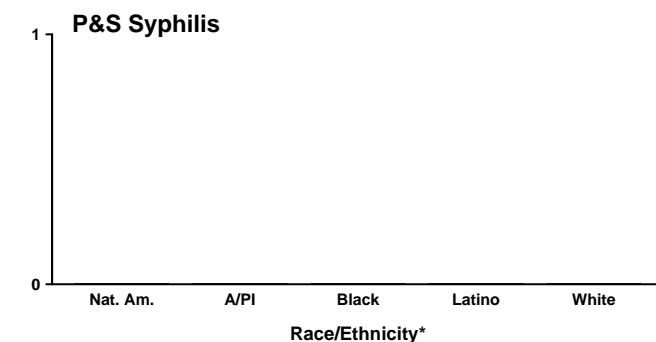
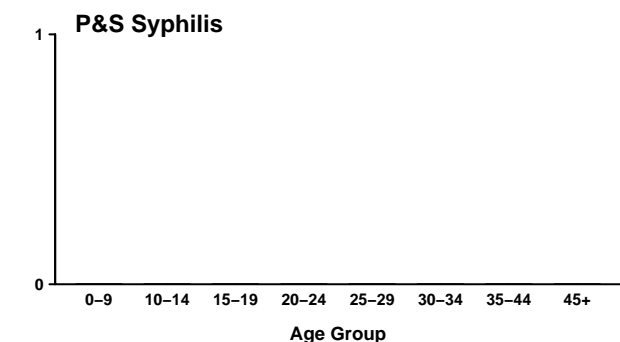
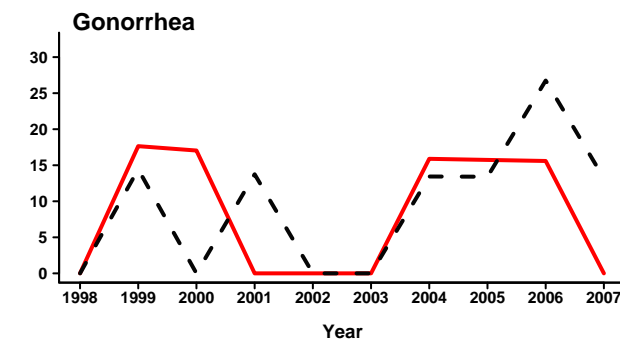
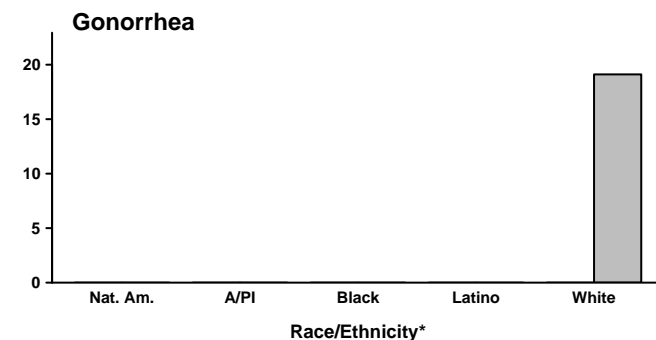
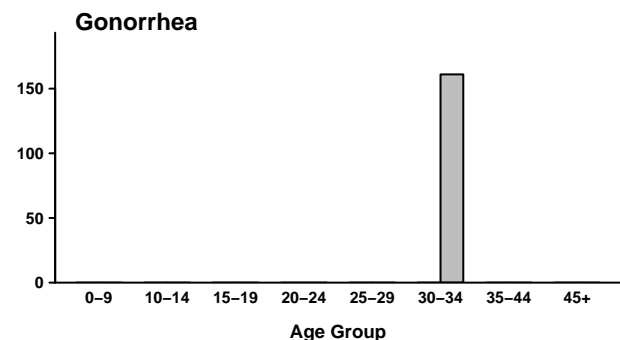
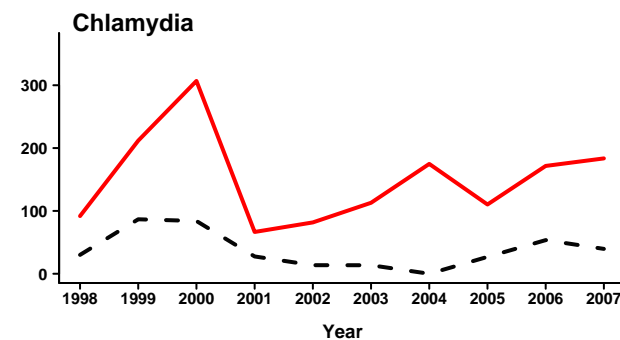
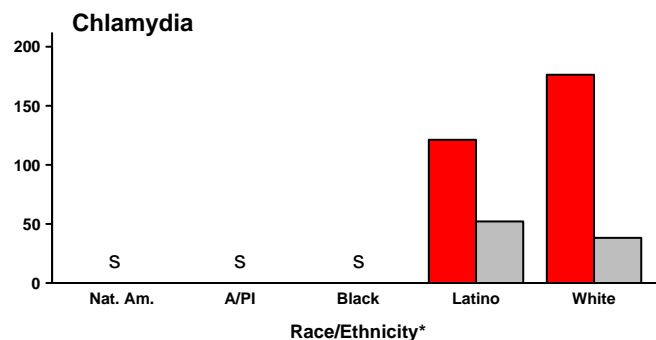
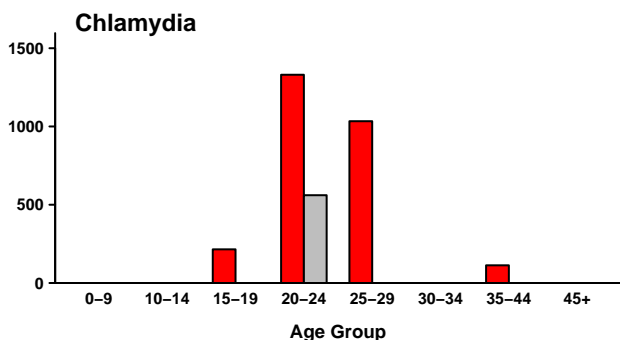


# Mono County – Chlamydia, Gonorrhea, and P&S Syphilis Rates by Age Group (2007), Race/Ethnicity (2007), and Year



■ Female    ■ Male

— Female    - - - Male

s Numbers suppressed for confidentiality

\* Race data may be missing for a substantial number of cases. See the 'Data Limitations' page for further information.

Note: Rates are per 100,000 population.

Source: California Department of Public Health, STD Control Branch



# Mono County – Chlamydia, Gonorrhea, and Early Syphilis Cases and Rates Tables for 2007

Gender & Age Group	Chlamydia			Gonorrhea			P&S Syphilis			Early Latent Syphilis			Population	
	Cases	Percent <sup>1</sup>	Rate	Cases	Percent <sup>1</sup>	Rate	Cases	Percent <sup>1</sup>	Rate	Cases	Percent <sup>1</sup>	Rate	Number	Percent <sup>1</sup>
<b>COUNTY TOTAL</b>	15	100.0%	106.7	1	100.0%	7.1	0	100.0%	0.0	0	100.0%	0.0	14,118	100.0%
<b>Female Total</b>	12	80.0%	183.5	0	0.0%	0.0	0	0.0%	0.0	0	0.0%	0.0	6,538	46.3%
Ages														
0 – 9	0	0.0%	0.0	0	0.0%	0.0	0	0.0%	0.0	0	0.0%	0.0	748	11.4%
10 – 14	0	0.0%	0.0	0	0.0%	0.0	0	0.0%	0.0	0	0.0%	0.0	452	6.9%
15 – 19	1	8.3%	215.1	0	0.0%	0.0	0	0.0%	0.0	0	0.0%	0.0	465	7.1%
20 – 24	6	50.0%	1,330.4	0	0.0%	0.0	0	0.0%	0.0	0	0.0%	0.0	451	6.9%
25 – 29	4	33.3%	1,033.6	0	0.0%	0.0	0	0.0%	0.0	0	0.0%	0.0	387	5.9%
30 – 34	0	0.0%	0.0	0	0.0%	0.0	0	0.0%	0.0	0	0.0%	0.0	427	6.5%
35 – 44	1	8.3%	113.0	0	0.0%	0.0	0	0.0%	0.0	0	0.0%	0.0	885	13.5%
45 +	0	0.0%	0.0	0	0.0%	0.0	0	0.0%	0.0	0	0.0%	0.0	2,723	41.6%
Not Specified	0	0.0%	-	0	0.0%	-	0	0.0%	-	0	0.0%	-		
<b>Male Total</b>	3	20.0%	39.6	1	100.0%	13.2	0	0.0%	0.0	0	0.0%	0.0	7,580	53.7%
Ages														
0 – 9	0	0.0%	0.0	0	0.0%	0.0	0	0.0%	0.0	0	0.0%	0.0	791	10.4%
10 – 14	0	0.0%	0.0	0	0.0%	0.0	0	0.0%	0.0	0	0.0%	0.0	381	5.0%
15 – 19	0	0.0%	0.0	0	0.0%	0.0	0	0.0%	0.0	0	0.0%	0.0	506	6.7%
20 – 24	3	100.0%	560.7	0	0.0%	0.0	0	0.0%	0.0	0	0.0%	0.0	535	7.1%
25 – 29	0	0.0%	0.0	0	0.0%	0.0	0	0.0%	0.0	0	0.0%	0.0	624	8.2%
30 – 34	0	0.0%	0.0	1	100.0%	161.0	0	0.0%	0.0	0	0.0%	0.0	621	8.2%
35 – 44	0	0.0%	0.0	0	0.0%	0.0	0	0.0%	0.0	0	0.0%	0.0	1,113	14.7%
45 +	0	0.0%	0.0	0	0.0%	0.0	0	0.0%	0.0	0	0.0%	0.0	3,009	39.7%
Not Specified	0	0.0%	-	0	0.0%	-	0	0.0%	-	0	0.0%	-		

Gender & Race/Ethnicity	Chlamydia			Gonorrhea			P&S Syphilis			Early Latent Syphilis			Population	
	Cases	Percent <sup>1</sup>	Rate	Cases	Percent <sup>1</sup>	Rate	Cases	Percent <sup>1</sup>	Rate	Cases	Percent <sup>1</sup>	Rate	Number	Percent <sup>1</sup>
<b>COUNTY TOTAL</b>	15	100.0%	106.7	1	100.0%	7.1	0	100.0%	0.0	0	100.0%	0.0	14,118	100.0%
<b>Female Total</b>	12	80.0%	183.5	0	0.0%	0.0	0	0.0%	0.0	0	0.0%	0.0	6,538	46.3%
American Indian/Alaska Native	s	s	s	0	0.0%	0.0	0	0.0%	0.0	0	0.0%	0.0	136	2.1%
Asian/Pacific Islander	s	s	s	0	0.0%	0.0	0	0.0%	0.0	0	0.0%	0.0	87	1.3%
Black/African-American	s	s	s	0	0.0%	0.0	0	0.0%	0.0	0	0.0%	0.0	17	0.3%
Latina/Hispanic	2	18.2%	121.2	0	0.0%	0.0	0	0.0%	0.0	0	0.0%	0.0	1,650	25.2%
White	8	72.7%	176.3	0	0.0%	0.0	0	0.0%	0.0	0	0.0%	0.0	4,538	69.4%
Other/Multi/Not Specified	1	8.3%	-	0	0.0%	-	0	0.0%	-	0	0.0%	-	110	1.7%
<b>Male Total</b>	3	20.0%	39.6	1	100.0%	13.2	0	0.0%	0.0	0	0.0%	0.0	7,580	53.7%
American Indian/Alaska Native	0	0.0%	0.0	0	0.0%	0.0	0	0.0%	0.0	0	0.0%	0.0	155	2.0%
Asian/Pacific Islander	0	0.0%	0.0	0	0.0%	0.0	0	0.0%	0.0	0	0.0%	0.0	92	1.2%
Black/African-American	0	0.0%	0.0	0	0.0%	0.0	0	0.0%	0.0	0	0.0%	0.0	52	0.7%
Latina/Hispanic	1	33.3%	52.1	0	0.0%	0.0	0	0.0%	0.0	0	0.0%	0.0	1,919	25.3%
White	2	66.7%	38.2	1	100.0%	19.1	0	0.0%	0.0	0	0.0%	0.0	5,232	69.0%
Other/Multi/Not Specified	0	0.0%	-	0	0.0%	-	0	0.0%	-	0	0.0%	-	130	1.7%

s Numbers are too small for analysis.

<sup>1</sup> Gender specific age groups and race/ethnicity percent calculations exclude "Not Specified" from the denominator.

<sup>2</sup> Overall county rates were calculated using the July 1 county population estimates from the Department of Finance.  
(For Mono County, the July 1, 2007 estimate is 14,055).

Note: Rates are per 100,000 population.

Source: California Department of Public Health, STD Control Branch

