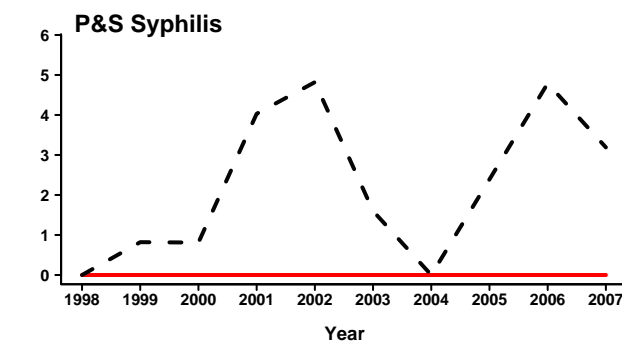
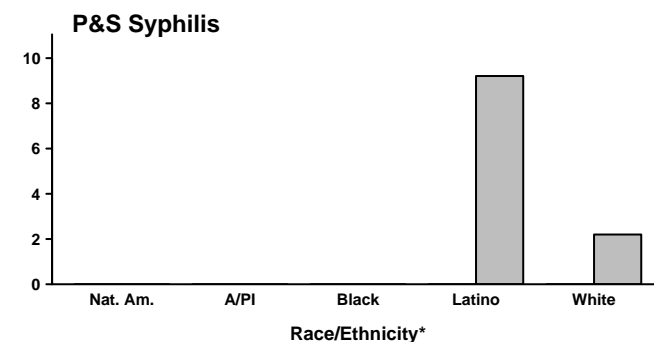
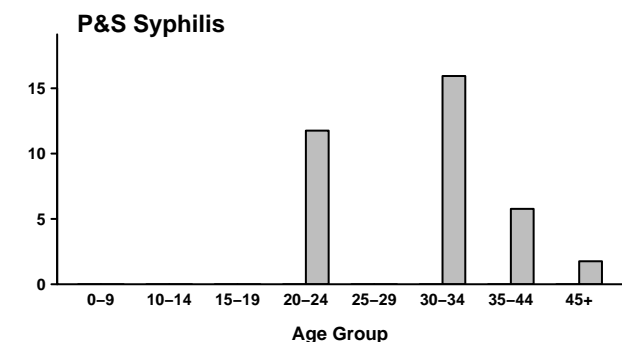
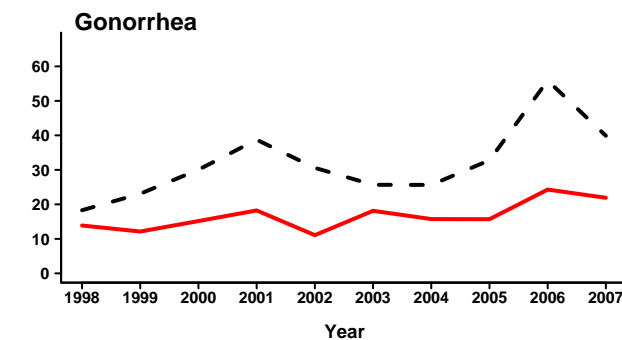
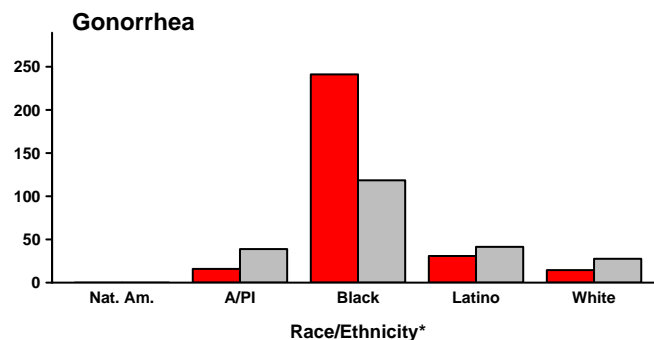
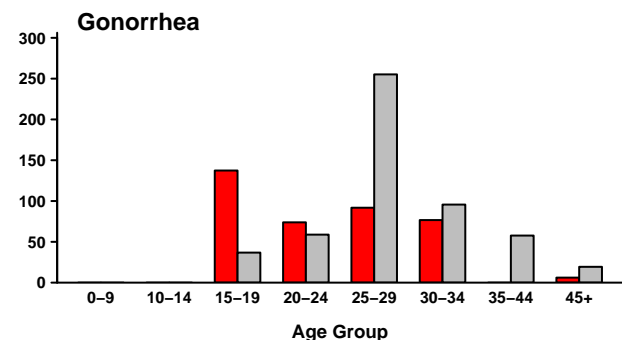
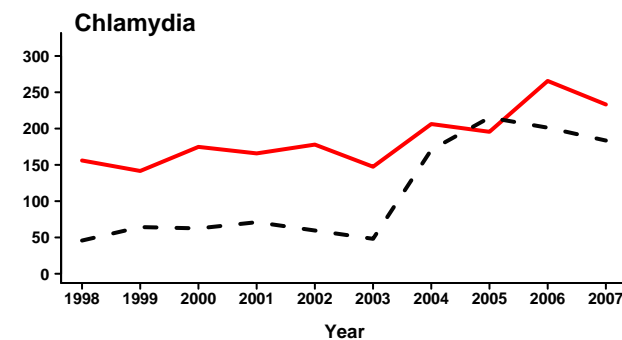
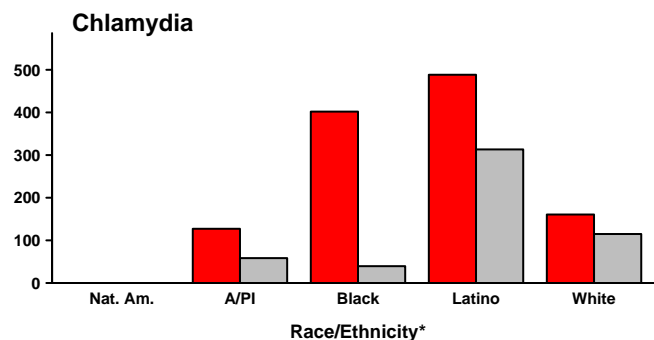
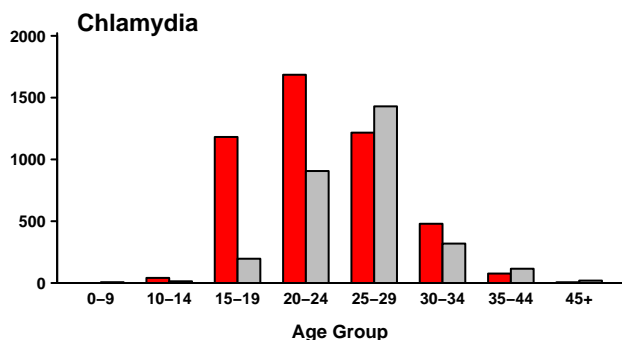


Marin County – Chlamydia, Gonorrhea, and P&S Syphilis Rates by Age Group (2007), Race/Ethnicity (2007), and Year



■ Female ■ Male

— Female - - - Male



* Race data may be missing for a substantial number of cases. See the 'Data Limitations' page for further information.
 Note: Rates are per 100,000 population.
 Source: California Department of Public Health, STD Control Branch

Marin County – Chlamydia, Gonorrhea, and Early Syphilis Cases and Rates Tables for 2007

Gender & Age Group	Chlamydia			Gonorrhea			P&S Syphilis			Early Latent Syphilis			Population	
	Cases	Percent ¹	Rate	Cases	Percent ¹	Rate	Cases	Percent ¹	Rate	Cases	Percent ¹	Rate	Number	Percent ¹
COUNTY TOTAL	528	100.0%	206.0	78	100.0%	30.4	4	100.0%	1.6	1	100.0%	0.4	253,113	100.0%
Female Total	298	56.4%	233.2	28	35.9%	21.9	0	0.0%	0.0	0	0.0%	0.0	127,792	50.5%
Ages														
0 – 9	0	0.0%	0.0	0	0.0%	0.0	0	0.0%	0.0	0	0.0%	0.0	14,768	11.6%
10 – 14	3	1.0%	41.1	0	0.0%	0.0	0	0.0%	0.0	0	0.0%	0.0	7,297	5.7%
15 – 19	86	28.9%	1,181.6	10	37.0%	137.4	0	0.0%	0.0	0	0.0%	0.0	7,278	5.7%
20 – 24	114	38.3%	1,685.1	5	18.5%	73.9	0	0.0%	0.0	0	0.0%	0.0	6,765	5.3%
25 – 29	53	17.8%	1,216.7	4	14.8%	91.8	0	0.0%	0.0	0	0.0%	0.0	4,356	3.4%
30 – 34	25	8.4%	479.2	4	14.8%	76.7	0	0.0%	0.0	0	0.0%	0.0	5,217	4.1%
35 – 44	13	4.4%	76.3	0	0.0%	0.0	0	0.0%	0.0	0	0.0%	0.0	17,032	13.3%
45 +	4	1.3%	6.1	4	14.8%	6.1	0	0.0%	0.0	0	0.0%	0.0	65,079	50.9%
Not Specified	0	0.0%	-	1	3.6%	-	0	0.0%	-	0	0.0%	-		
Male Total	230	43.6%	183.5	50	64.1%	39.9	4	100.0%	3.2	1	100.0%	0.8	125,321	49.5%
Ages														
0 – 9	1	0.4%	6.6	0	0.0%	0.0	0	0.0%	0.0	0	0.0%	0.0	15,259	12.2%
10 – 14	1	0.4%	13.9	0	0.0%	0.0	0	0.0%	0.0	0	0.0%	0.0	7,193	5.7%
15 – 19	16	7.0%	196.3	3	6.0%	36.8	0	0.0%	0.0	0	0.0%	0.0	8,152	6.5%
20 – 24	77	33.5%	906.1	5	10.0%	58.8	1	25.0%	11.8	0	0.0%	0.0	8,498	6.8%
25 – 29	84	36.5%	1,429.3	15	30.0%	255.2	0	0.0%	0.0	0	0.0%	0.0	5,877	4.7%
30 – 34	20	8.7%	318.9	6	12.0%	95.7	1	25.0%	15.9	0	0.0%	0.0	6,272	5.0%
35 – 44	20	8.7%	115.4	10	20.0%	57.7	1	25.0%	5.8	0	0.0%	0.0	17,331	13.8%
45 +	11	4.8%	19.4	11	22.0%	19.4	1	25.0%	1.8	1	100.0%	1.8	56,739	45.3%
Not Specified	0	0.0%	-	0	0.0%	-	0	0.0%	-	0	0.0%	-		

Gender & Race/Ethnicity	Chlamydia			Gonorrhea			P&S Syphilis			Early Latent Syphilis			Population	
	Cases	Percent ¹	Rate	Cases	Percent ¹	Rate	Cases	Percent ¹	Rate	Cases	Percent ¹	Rate	Number	Percent ¹
COUNTY TOTAL	528	100.0%	206.0	78	100.0%	30.4	4	100.0%	1.6	1	100.0%	0.4	253,113	100.0%
Female Total	298	56.4%	233.2	28	35.9%	21.9	0	0.0%	0.0	0	0.0%	0.0	127,792	50.5%
American Indian/Alaska Native	0	0.0%	0.0	0	0.0%	0.0	0	0.0%	0.0	0	0.0%	0.0	291	0.2%
Asian/Pacific Islander	8	3.0%	127.1	1	3.7%	15.9	0	0.0%	0.0	0	0.0%	0.0	6,293	4.9%
Black/African-American	10	3.7%	401.9	6	22.2%	241.2	0	0.0%	0.0	0	0.0%	0.0	2,488	1.9%
Latina/Hispanic	95	35.4%	488.4	6	22.2%	30.8	0	0.0%	0.0	0	0.0%	0.0	19,452	15.2%
White	155	57.8%	160.6	14	51.9%	14.5	0	0.0%	0.0	0	0.0%	0.0	96,516	75.5%
Other/Multi/Not Specified	30	10.1%	-	1	3.6%	-	0	0.0%	-	0	0.0%	-	2,752	2.2%
Male Total	230	43.6%	183.5	50	64.1%	39.9	4	100.0%	3.2	1	100.0%	0.8	125,321	49.5%
American Indian/Alaska Native	0	0.0%	0.0	0	0.0%	0.0	0	0.0%	0.0	0	0.0%	0.0	380	0.3%
Asian/Pacific Islander	3	1.7%	58.3	2	4.8%	38.9	0	0.0%	0.0	0	0.0%	0.0	5,143	4.1%
Black/African-American	2	1.1%	39.5	6	14.3%	118.5	0	0.0%	0.0	0	0.0%	0.0	5,064	4.0%
Latina/Hispanic	68	38.4%	313.2	9	21.4%	41.5	2	50.0%	9.2	0	0.0%	0.0	21,708	17.3%
White	104	58.8%	114.9	25	59.5%	27.6	2	50.0%	2.2	1	100.0%	1.1	90,506	72.2%
Other/Multi/Not Specified	53	23.0%	-	8	16.0%	-	0	0.0%	-	0	0.0%	-	2,520	2.0%

¹ Gender specific age groups and race/ethnicity percent calculations exclude "Not Specified" from the denominator.

² Overall county rates were calculated using the July 1 county population estimates from the Department of Finance.
(For Marin County, the July 1, 2007 estimate is 256,310).

Note: Rates are per 100,000 population.

Source: California Department of Public Health, STD Control Branch

