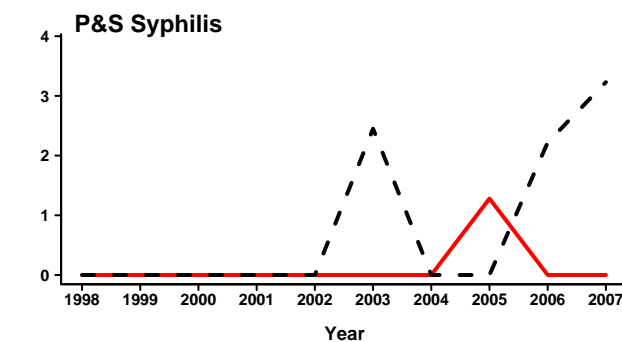
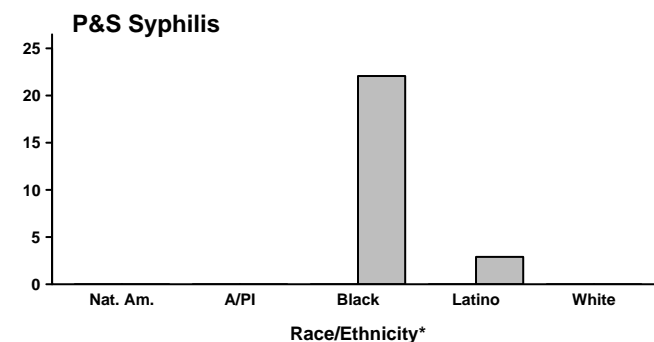
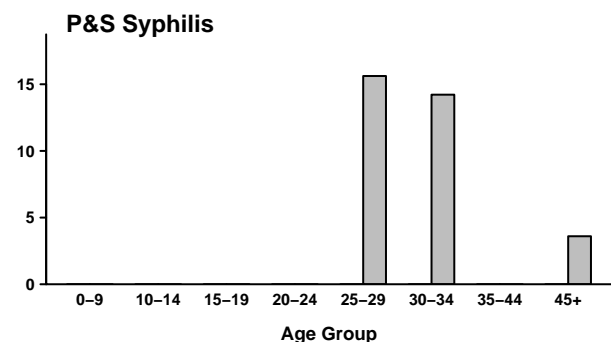
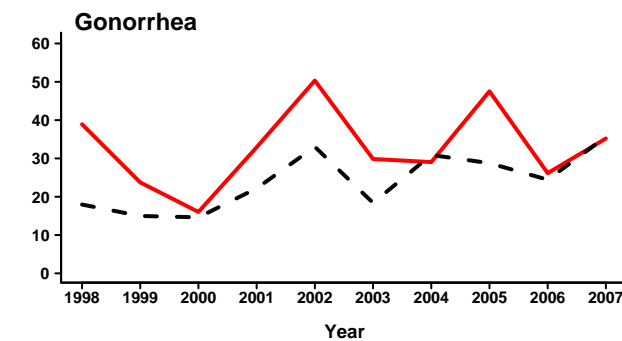
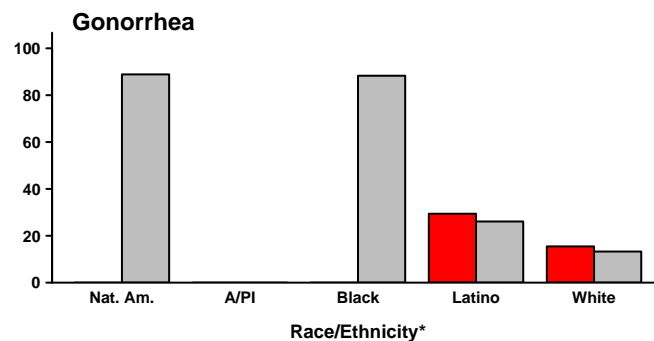
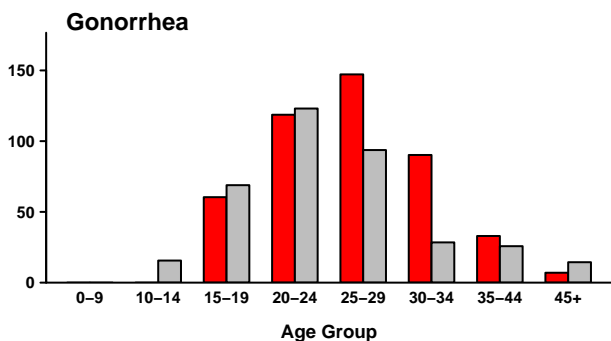
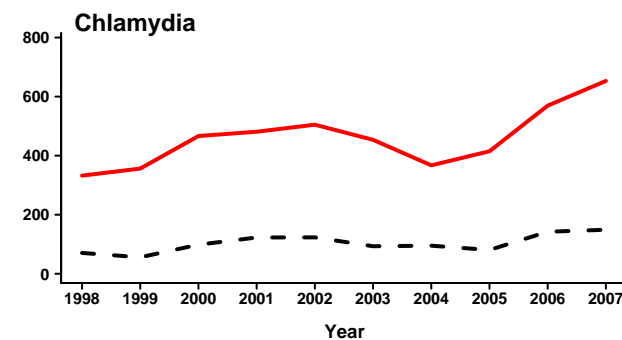
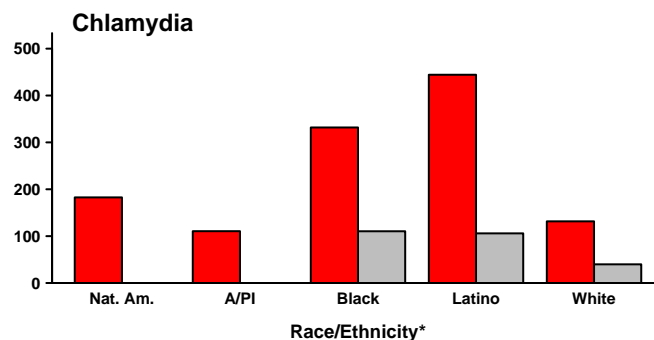
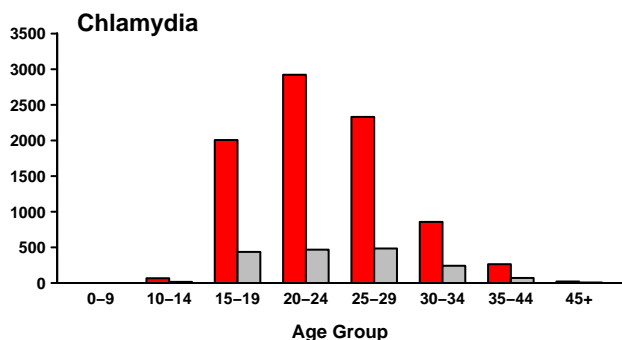


Imperial County – Chlamydia, Gonorrhea, and P&S Syphilis Rates by Age Group (2007), Race/Ethnicity (2007), and Year



■ Female ■ Male

— Female - - - Male



* Race data may be missing for a substantial number of cases. See the 'Data Limitations' page for further information.
 Note: Rates are per 100,000 population.
 Source: California Department of Public Health, STD Control Branch

Imperial County – Chlamydia, Gonorrhea, and Early Syphilis Cases and Rates Tables for 2007

Gender & Age Group	Chlamydia			Gonorrhea			P&S Syphilis			Early Latent Syphilis			Population	
	Cases	Percent ¹	Rate	Cases	Percent ¹	Rate	Cases	Percent ¹	Rate	Cases	Percent ¹	Rate	Number	Percent ¹
COUNTY TOTAL	680	100.0%	390.1	62	100.0%	35.6	3	100.0%	1.7	7	100.0%	4.0	174,981	100.0%
Female Total	538	79.1%	653.0	29	46.8%	35.2	0	0.0%	0.0	2	28.6%	2.4	82,384	47.1%
Ages														
0 – 9	0	0.0%	0.0	0	0.0%	0.0	0	0.0%	0.0	0	0.0%	0.0	12,120	14.7%
10 – 14	4	0.7%	66.6	0	0.0%	0.0	0	0.0%	0.0	0	0.0%	0.0	6,010	7.3%
15 – 19	166	30.9%	2,006.0	5	17.2%	60.4	0	0.0%	0.0	2	100.0%	24.2	8,275	10.0%
20 – 24	197	36.6%	2,922.4	8	27.6%	118.7	0	0.0%	0.0	0	0.0%	0.0	6,741	8.2%
25 – 29	95	17.7%	2,330.7	6	20.7%	147.2	0	0.0%	0.0	0	0.0%	0.0	4,076	4.9%
30 – 34	38	7.1%	857.2	4	13.8%	90.2	0	0.0%	0.0	0	0.0%	0.0	4,433	5.4%
35 – 44	32	5.9%	263.7	4	13.8%	33.0	0	0.0%	0.0	0	0.0%	0.0	12,134	14.7%
45 +	6	1.1%	21.0	2	6.9%	7.0	0	0.0%	0.0	0	0.0%	0.0	28,595	34.7%
Not Specified	0	0.0%	-	0	0.0%	-	0	0.0%	-	0	0.0%	-		
Male Total	138	20.3%	149.0	33	53.2%	35.6	3	100.0%	3.2	5	71.4%	5.4	92,597	52.9%
Ages														
0 – 9	0	0.0%	0.0	0	0.0%	0.0	0	0.0%	0.0	0	0.0%	0.0	12,692	13.7%
10 – 14	1	0.7%	15.6	1	3.0%	15.6	0	0.0%	0.0	0	0.0%	0.0	6,403	6.9%
15 – 19	38	27.5%	436.4	6	18.2%	68.9	0	0.0%	0.0	0	0.0%	0.0	8,708	9.4%
20 – 24	38	27.5%	467.7	10	30.3%	123.1	0	0.0%	0.0	2	40.0%	24.6	8,125	8.8%
25 – 29	31	22.5%	484.2	6	18.2%	93.7	1	33.3%	15.6	0	0.0%	0.0	6,402	6.9%
30 – 34	17	12.3%	241.8	2	6.1%	28.4	1	33.3%	14.2	0	0.0%	0.0	7,030	7.6%
35 – 44	11	8.0%	70.9	4	12.1%	25.8	0	0.0%	0.0	1	20.0%	6.4	15,523	16.8%
45 +	2	1.4%	7.2	4	12.1%	14.4	1	33.3%	3.6	2	40.0%	7.2	27,714	29.9%
Not Specified	0	0.0%	-	0	0.0%	-	0	0.0%	-	0	0.0%	-		

Gender & Race/Ethnicity	Chlamydia			Gonorrhea			P&S Syphilis			Early Latent Syphilis			Population	
	Cases	Percent ¹	Rate	Cases	Percent ¹	Rate	Cases	Percent ¹	Rate	Cases	Percent ¹	Rate	Number	Percent ¹
COUNTY TOTAL	680	100.0%	390.1	62	100.0%	35.6	3	100.0%	1.7	7	100.0%	4.0	174,981	100.0%
Female Total	538	79.1%	653.0	29	46.8%	35.2	0	0.0%	0.0	2	28.6%	2.4	82,384	47.1%
American Indian/Alaska Native	2	0.6%	182.6	0	0.0%	0.0	0	0.0%	0.0	0	0.0%	0.0	1,095	1.3%
Asian/Pacific Islander	2	0.6%	110.6	0	0.0%	0.0	0	0.0%	0.0	0	0.0%	0.0	1,809	2.2%
Black/African-American	5	1.6%	331.8	0	0.0%	0.0	0	0.0%	0.0	0	0.0%	0.0	1,507	1.8%
Latina/Hispanic	287	91.7%	444.3	19	90.5%	29.4	0	0.0%	0.0	2	100.0%	3.1	64,596	78.4%
White	17	5.4%	131.5	2	9.5%	15.5	0	0.0%	0.0	0	0.0%	0.0	12,923	15.7%
Other/Multi/Not Specified	225	41.8%	-	8	27.6%	-	0	0.0%	-	0	0.0%	-	454	0.6%
Male Total	138	20.3%	149.0	33	53.2%	35.6	3	100.0%	3.2	5	71.4%	5.4	92,597	52.9%
American Indian/Alaska Native	0	0.0%	0.0	1	4.0%	88.9	0	0.0%	0.0	0	0.0%	0.0	1,125	1.2%
Asian/Pacific Islander	0	0.0%	0.0	0	0.0%	0.0	0	0.0%	0.0	0	0.0%	0.0	2,407	2.6%
Black/African-American	5	6.0%	110.4	4	16.0%	88.3	1	33.3%	22.1	2	40.0%	44.2	4,529	4.9%
Latina/Hispanic	73	86.9%	105.9	18	72.0%	26.1	2	66.7%	2.9	3	60.0%	4.4	68,963	74.5%
White	6	7.1%	39.8	2	8.0%	13.3	0	0.0%	0.0	0	0.0%	0.0	15,067	16.3%
Other/Multi/Not Specified	54	39.1%	-	8	24.2%	-	0	0.0%	-	0	0.0%	-	506	0.5%

¹ Gender specific age groups and race/ethnicity percent calculations exclude "Not Specified" from the denominator.

² Overall county rates were calculated using the July 1 county population estimates from the Department of Finance.
(For Imperial County, the July 1, 2007 estimate is 174,322).

Note: Rates are per 100,000 population.

Source: California Department of Public Health, STD Control Branch

