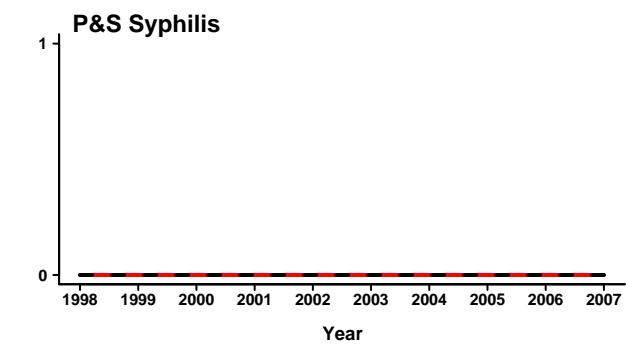
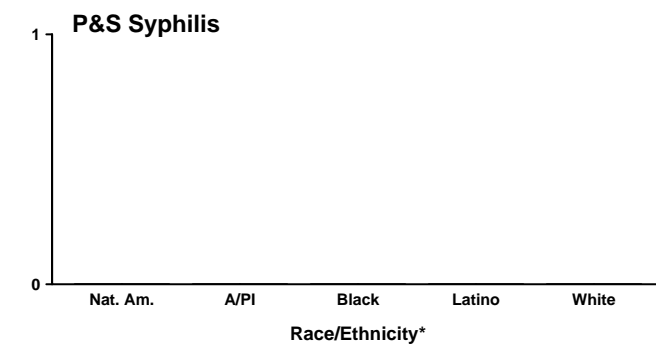
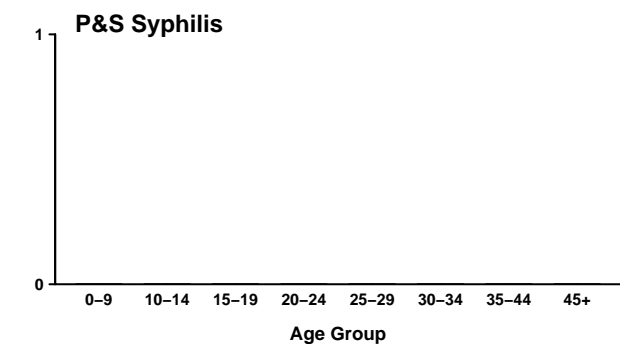
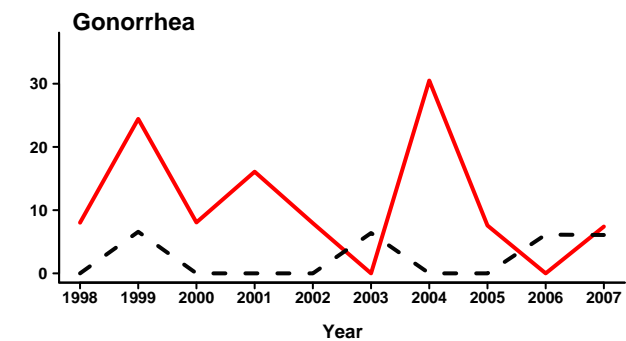
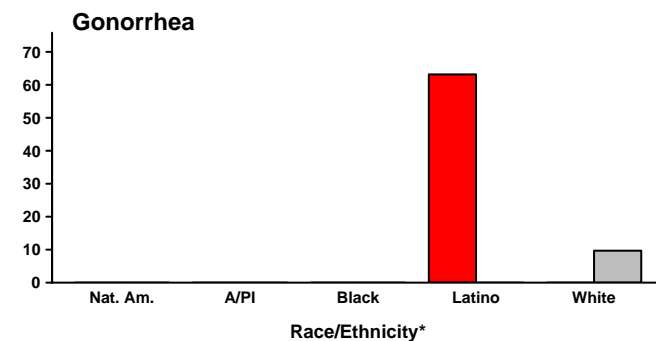
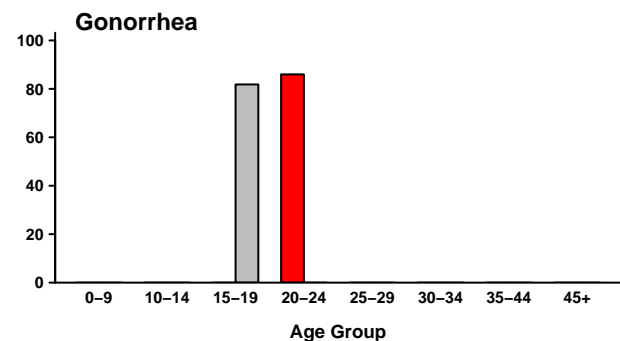
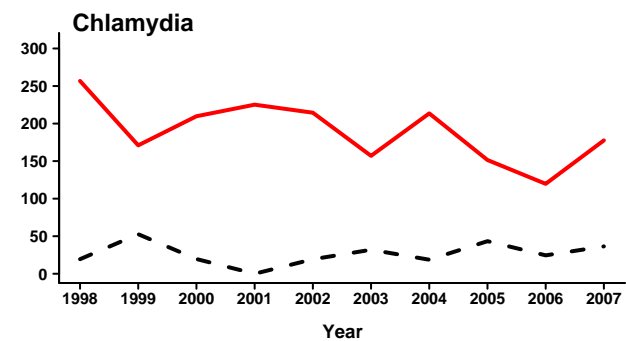
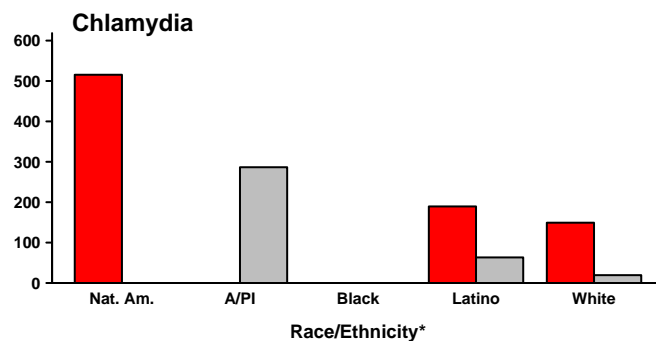
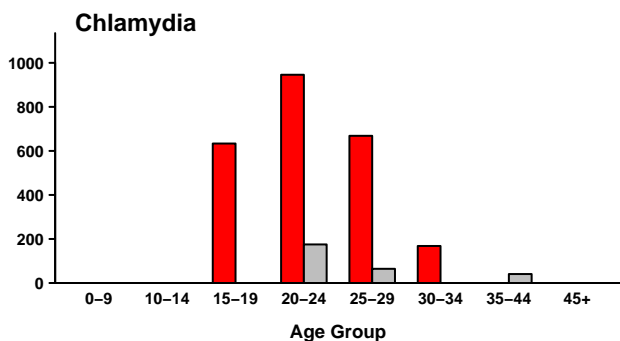


# Del Norte County – Chlamydia, Gonorrhea, and P&S Syphilis Rates by Age Group (2007), Race/Ethnicity (2007), and Year



■ Female    ■ Male

— Female    - - - Male



\* Race data may be missing for a substantial number of cases. See the 'Data Limitations' page for further information.  
 Note: Rates are per 100,000 population.  
 Source: California Department of Public Health, STD Control Branch

## Del Norte County – Chlamydia, Gonorrhea, and Early Syphilis Cases and Rates Tables for 2007

Gender & Age Group	Chlamydia			Gonorrhea			P&S Syphilis			Early Latent Syphilis			Population	
	Cases	Percent <sup>1</sup>	Rate	Cases	Percent <sup>1</sup>	Rate	Cases	Percent <sup>1</sup>	Rate	Cases	Percent <sup>1</sup>	Rate	Number	Percent <sup>1</sup>
<b>COUNTY TOTAL</b>	30	100.0%	102.7	2	100.0%	6.8	0	100.0%	0.0	0	100.0%	0.0	29,970	100.0%
<b>Female Total</b>	24	80.0%	177.6	1	50.0%	7.4	0	0.0%	0.0	0	0.0%	0.0	13,513	45.1%
Ages														
0 – 9	0	0.0%	0.0	0	0.0%	0.0	0	0.0%	0.0	0	0.0%	0.0	1,575	11.7%
10 – 14	0	0.0%	0.0	0	0.0%	0.0	0	0.0%	0.0	0	0.0%	0.0	866	6.4%
15 – 19	7	29.2%	633.5	0	0.0%	0.0	0	0.0%	0.0	0	0.0%	0.0	1,105	8.2%
20 – 24	11	45.8%	945.8	1	100.0%	86.0	0	0.0%	0.0	0	0.0%	0.0	1,163	8.6%
25 – 29	5	20.8%	668.4	0	0.0%	0.0	0	0.0%	0.0	0	0.0%	0.0	748	5.5%
30 – 34	1	4.2%	168.1	0	0.0%	0.0	0	0.0%	0.0	0	0.0%	0.0	595	4.4%
35 – 44	0	0.0%	0.0	0	0.0%	0.0	0	0.0%	0.0	0	0.0%	0.0	1,611	11.9%
45 +	0	0.0%	0.0	0	0.0%	0.0	0	0.0%	0.0	0	0.0%	0.0	5,850	43.3%
Not Specified	0	0.0%	-	0	0.0%	-	0	0.0%	-	0	0.0%	-		
<b>Male Total</b>	6	20.0%	36.5	1	50.0%	6.1	0	0.0%	0.0	0	0.0%	0.0	16,457	54.9%
Ages														
0 – 9	0	0.0%	0.0	0	0.0%	0.0	0	0.0%	0.0	0	0.0%	0.0	1,601	9.7%
10 – 14	0	0.0%	0.0	0	0.0%	0.0	0	0.0%	0.0	0	0.0%	0.0	928	5.6%
15 – 19	0	0.0%	0.0	1	100.0%	81.8	0	0.0%	0.0	0	0.0%	0.0	1,222	7.4%
20 – 24	3	60.0%	175.1	0	0.0%	0.0	0	0.0%	0.0	0	0.0%	0.0	1,713	10.4%
25 – 29	1	20.0%	64.4	0	0.0%	0.0	0	0.0%	0.0	0	0.0%	0.0	1,552	9.4%
30 – 34	0	0.0%	0.0	0	0.0%	0.0	0	0.0%	0.0	0	0.0%	0.0	1,232	7.5%
35 – 44	1	20.0%	40.7	0	0.0%	0.0	0	0.0%	0.0	0	0.0%	0.0	2,457	14.9%
45 +	0	0.0%	0.0	0	0.0%	0.0	0	0.0%	0.0	0	0.0%	0.0	5,752	35.0%
Not Specified	1	16.7%	-	0	0.0%	-	0	0.0%	-	0	0.0%	-		

Gender & Race/Ethnicity	Chlamydia			Gonorrhea			P&S Syphilis			Early Latent Syphilis			Population	
	Cases	Percent <sup>1</sup>	Rate	Cases	Percent <sup>1</sup>	Rate	Cases	Percent <sup>1</sup>	Rate	Cases	Percent <sup>1</sup>	Rate	Number	Percent <sup>1</sup>
<b>COUNTY TOTAL</b>	30	100.0%	102.7	2	100.0%	6.8	0	100.0%	0.0	0	100.0%	0.0	29,970	100.0%
<b>Female Total</b>	24	80.0%	177.6	1	50.0%	7.4	0	0.0%	0.0	0	0.0%	0.0	13,513	45.1%
American Indian/Alaska Native	5	21.7%	515.5	0	0.0%	0.0	0	0.0%	0.0	0	0.0%	0.0	970	7.2%
Asian/Pacific Islander	0	0.0%	0.0	0	0.0%	0.0	0	0.0%	0.0	0	0.0%	0.0	381	2.8%
Black/African-American	0	0.0%	0.0	0	0.0%	0.0	0	0.0%	0.0	0	0.0%	0.0	67	0.5%
Latina/Hispanic	3	13.0%	189.5	1	100.0%	63.2	0	0.0%	0.0	0	0.0%	0.0	1,583	11.7%
White	15	65.2%	149.2	0	0.0%	0.0	0	0.0%	0.0	0	0.0%	0.0	10,052	74.4%
Other/Multi/Not Specified	1	4.2%	-	0	0.0%	-	0	0.0%	-	0	0.0%	-	460	3.4%
<b>Male Total</b>	6	20.0%	36.5	1	50.0%	6.1	0	0.0%	0.0	0	0.0%	0.0	16,457	54.9%
American Indian/Alaska Native	0	0.0%	0.0	0	0.0%	0.0	0	0.0%	0.0	0	0.0%	0.0	968	5.9%
Asian/Pacific Islander	1	20.0%	286.5	0	0.0%	0.0	0	0.0%	0.0	0	0.0%	0.0	349	2.1%
Black/African-American	0	0.0%	0.0	0	0.0%	0.0	0	0.0%	0.0	0	0.0%	0.0	1,182	7.2%
Latina/Hispanic	2	40.0%	63.3	0	0.0%	0.0	0	0.0%	0.0	0	0.0%	0.0	3,160	19.2%
White	2	40.0%	19.4	1	100.0%	9.7	0	0.0%	0.0	0	0.0%	0.0	10,319	62.7%
Other/Multi/Not Specified	1	16.7%	-	0	0.0%	-	0	0.0%	-	0	0.0%	-	479	2.9%

<sup>1</sup> Gender specific age groups and race/ethnicity percent calculations exclude "Not Specified" from the denominator.

<sup>2</sup> Overall county rates were calculated using the July 1 county population estimates from the Department of Finance.  
(For Del Norte County, the July 1, 2007 estimate is 29,207).

Note: Rates are per 100,000 population.

Source: California Department of Public Health, STD Control Branch

