

Coronary Heart Disease (CHD) Death Rates, 2004

Defined by ICD-10 codes I11, I20-I25; ischemic and hypertensive heart disease

See also: CHD Hospitalization Rates and CHD Emergency Department Discharge Rates

Other Disease Maps currently Available Online:

Stroke Death Rates, 2004

Stroke Hospitalization Rates, 2004

Stroke Emergency Department Discharge Rates, FY 05/06

Diabetes Death Rates, 2004

Diabetes Hospitalization Rates, 2004

Diabetes Emergency Department Discharge Rates, FY 05/06

Chronic Obstructive Pulmonary Disease (COPD) Death Rates, 2004

Chronic Obstructive Pulmonary Disease (COPD) Hospitalization Rates, 2004

Chronic Obstructive Pulmonary Disease (COPD) Emergency Department Discharge Rates, FY 05/06

Asthma Hospitalization Rates, 2004

Asthma Emergency Department Discharge Rates, FY 05/06

Data Sources:

Death Data is based on underlying cause of death (not multiple causes) and uses ICD-10 codes. Those included are residents of San Diego County with known zip code of residence. Source: Death Statistical Master Files (CA Department of Public Health), County of San Diego, Health & Human Services Agency, Community Epidemiology.

Hospital Data is based on principal diagnosis and uses ICD-9 CM codes. Those included are residents of San Diego County with known zip code of residence. Source: Hospital Discharge Data, (CA OSHPD), County of San Diego, Health & Human Services Agency, Community Epidemiology; SANDAG, Current Population Estimates, 9/27/2006.

Emergency Department (ED) Data is based on principal diagnosis and uses ICD-9 CM codes. ED discharges are those patients treated and discharged from the ED. Patients admitted to the hospital are not included here, but in the hospitalization data. Those included are residents of San Diego County with known zip code of residence. Source: HASD&IC, CHIP, County of San Diego, Health & Human Services Agency, Emergency Medical Services, Emergency Department Database.

Population Data: San Diego Association of Governments (SANDAG), Current Population Estimates, 9/27/2006.

Maps and rates prepared by County of San Diego, Health & Human Services Agency, Public Health Services, Community Health Statistics Unit.



Contact Information:
Community Health Statistics Unit
6255 Mission Gorge Road
San Diego, CA 92120
Julie.Cooke@sdcounty.ca.gov
Leslie.Ray@sdcounty.ca.gov
(619) 285-6479

For more detailed explanation of methods and sources,
see online Community Profiles at www.sdhealthstatistics.com






Selected Chronic Disease Medical Encounter Rates, San Diego County by Community

Coronary Heart Disease (CHD) Death Rates, 2004

Legend

-  HHSA Regions
-  Community (SRA)

CHD Death Rates, 2004

-  0.0 - 50.0
-  50.1 - 100.0
-  100.1 - 150.0
-  150.1 - 200.0
-  200.1 - 500.0

*Rates per 100,000 population

Data Source: Death Statistical Master Files (CA DPH), CoSD, HHSA, Community Epidemiology; SANDAG, Current Population Estimates, 9/27/2006.

Prepared by: County of San Diego, HHSA, Public Health Services, Community Health Statistics Unit. June, 2008.

