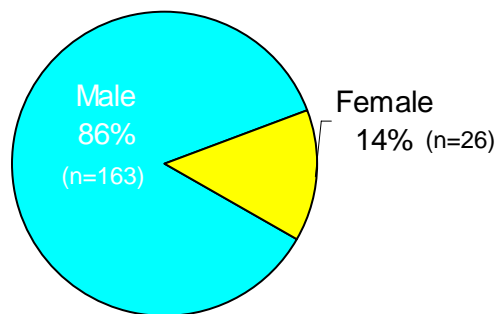


HIV* in the South HHSA Region

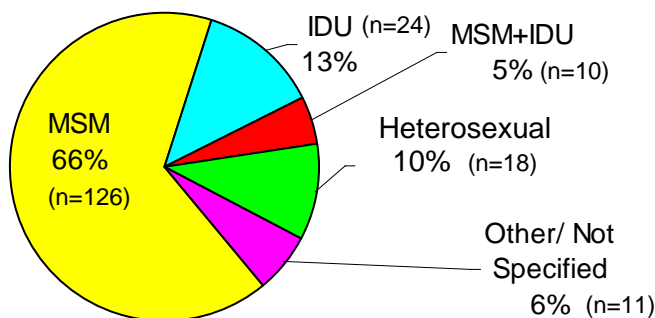
Gender

The current HIV reporting system is new and rates cannot be calculated for HIV cases until the system matures. Between the year 2003 and 2007, 189 individuals were diagnosed and subsequently reported with HIV in the South region. The South region had a greater proportion of females diagnosed than the County overall.

South Region, 2003-2007



South Region, 2003-2007



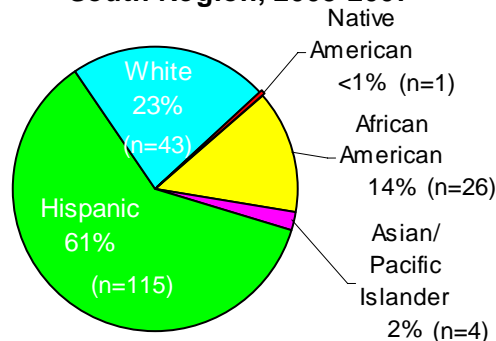
Mode of Transmission

Most cases of HIV reported in the South region were MSM (66%), with heterosexual (10%), IDU (13%), and MSM+IDU (5%) following. The South region had a smaller proportion of MSM transmission than the County overall and a greater proportion of IDU transmission.

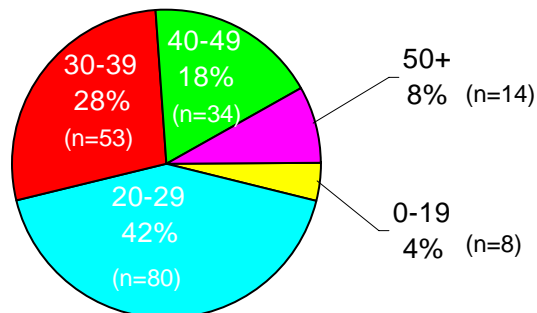
Racial/Ethnic Group

The racial/ethnic group with the greatest proportion of cases in the South region was Hispanic (66%). White followed with 24% of cases, African American with 9%, Asian/Pacific Islander with 1%, and Native American with less than 1%. The South region had a greater proportion of Hispanic diagnosed than the County overall and a smaller proportion of white.

South Region, 2003-2007



South Region, 2003-2007



Age at Diagnosis

The greatest proportion of HIV cases diagnosed in the South region were among the 20-29 age group (42%) followed by the 30-39 age group (28%), the 40-49 age group (18%), the 50+ age group (8%), and the 0-19 age group (4%). The South region had a greater proportion of cases in the 20-29 age group and a smaller proportion in the 40-49 age group than the County overall.

*Notes: HIV cases by date of diagnosis, 2003-2007. The current HIV reporting system, initiated April 2006, is not mature, therefore caution should be taken in interpreting the data. No rates were calculated. For more information, call Community Epidemiology at (619) 515-6675 or log on to www.sdhivaid.org