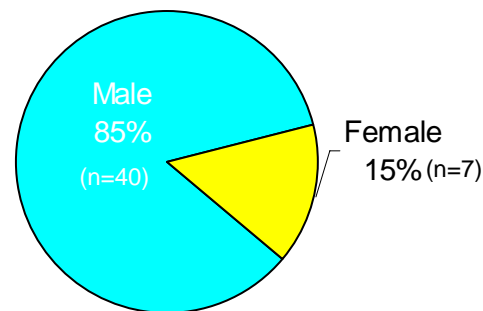


# HIV\* in the North Inland HHSA Region

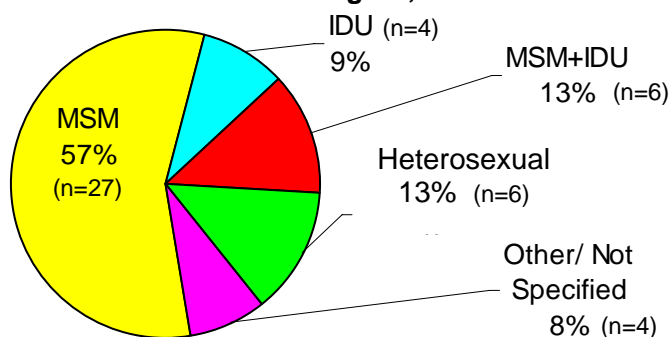
## Gender

The current HIV reporting system is new and rates cannot be calculated for HIV cases until the system matures. Between the year 2003 and 2007, 47 individuals were diagnosed and subsequently reported with HIV in the North Inland region. This is a small number of cases; proportions should be interpreted with caution and no comparisons have been made to the County overall.

North Inland Region, 2003-2007



North Inland Region, 2003-2007



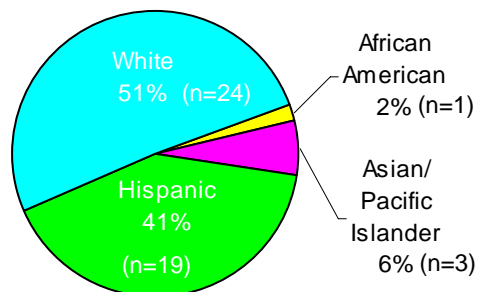
## Mode of Transmission

Most cases of HIV reported in the North Inland region were MSM transmission (57%), with heterosexual (13%), MSM+IDU (13%), and IDU (9%) following.

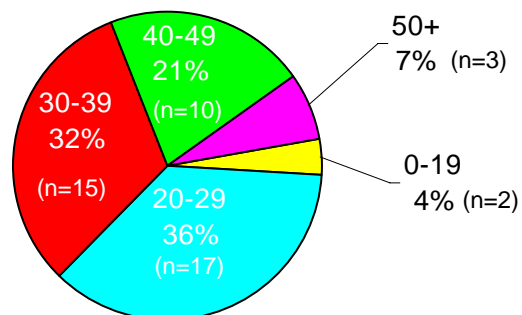
## Racial/Ethnic Group

The racial/ethnic group with the greatest proportion of cases in the North Inland region was white (52%), followed by Hispanic (41%), Asian/Pacific Islander (6%), and African American (2%).

North Inland Region, 2003-2007



North Inland Region, 2003-2007



## Age at Diagnosis

The greatest proportion of HIV cases diagnosed in the North Inland region were among the 20-29 age group (36%), followed by the 30-39 (32%) age group, 40-49 (21%) age group, 50+ (7%) age group, and 0-19 (4%) age group.

\*Notes: HIV cases by date of diagnosis, 2003-2007. The current HIV reporting system, initiated April 2006, is not mature, therefore caution should be taken in interpreting the data. No rates were calculated. For more information, call Community Epidemiology at (619) 515-6675 or log on to [www.sdhivaid.org](http://www.sdhivaid.org)