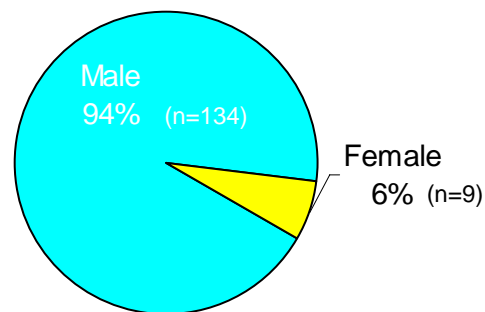


# HIV\* in the North Central HHSA Region

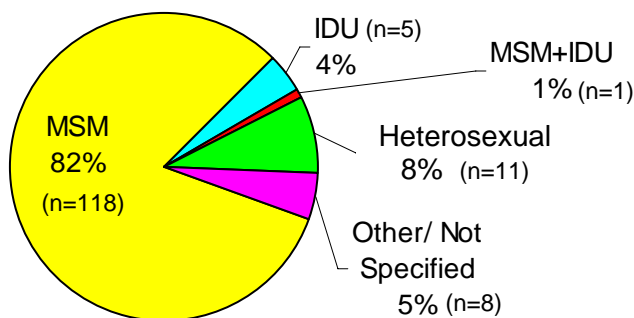
## Gender

The current HIV reporting system is new and rates cannot be calculated for HIV cases until the system matures. Between the year 2003 and 2007, 143 individuals were diagnosed and subsequently reported with HIV in the North Central region. The North Central region had a slightly smaller proportion of female cases than the County overall.

North Central Region, 2003-2007



North Central Region, 2003-2007



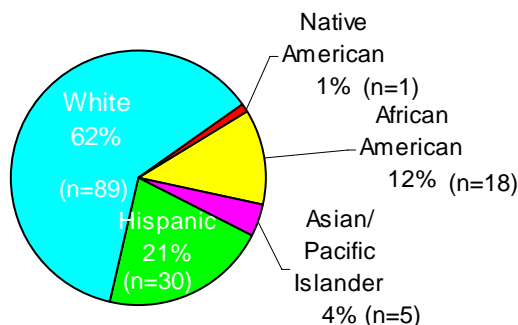
## Mode of Transmission

Most cases of HIV reported in the North Central region were MSM (82%), with heterosexual (8%), IDU (4%), and MSM+IDU (1%) following. The North Central region had a greater proportion of MSM cases than the County overall.

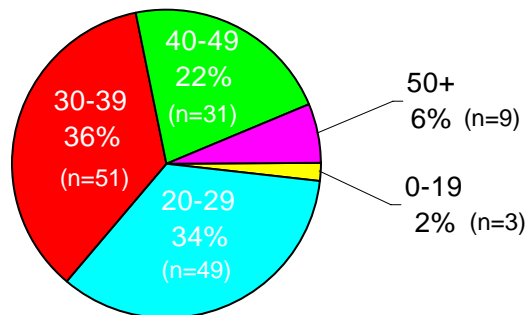
## Racial/Ethnic Group

The racial/ethnic group with the greatest proportion of HIV cases in the North Central region was white (62%). Hispanic followed with 21% of cases, African American with 12%, Asian/Pacific Islander with 2%, and Native American with 1%. The North Central region had a greater proportion of whites diagnosed than the County overall and a smaller proportion of Hispanics.

North Central Region, 2003-2007



North Central Region, 2003-2007



## Age at Diagnosis

The greatest proportion of HIV cases diagnosed in the North Central region were among the 30-39 age group (36%), followed by the 20-29 age group (34%), the 40-49 age group (22%), the 50+ age group (6%), and the 0-19 age group (2%). The proportion of HIV cases by age group in the North Central region was similar to the County overall.

\*Notes: HIV cases by date of diagnosis, 2003-2007. The current HIV reporting system, initiated April 2006, is not mature, therefore caution should be taken in interpreting the data. No rates were calculated. For more information, call Community Epidemiology at (619) 515-6675 or log on to [www.sdhivaid.org](http://www.sdhivaid.org)