

## **Asthma Hospitalization Rates, FY 05/06**

Defined by ICD-9 CM code 493

See also: Asthma Emergency Department Discharge Rates

### Other Disease Maps currently Available Online:

Coronary Heart Disease (CHD) Death Rates, 2004

Coronary Heart Disease (CHD) Hospitalization Rates, 2004

Coronary Heart Disease (CHD) Emergency Department Discharge Rates, FY 05/06

Stroke Death Rates, 2004

Stroke Hospitalization Rates, 2004

Stroke Emergency Department Discharge Rates, FY 05/06

Diabetes Death Rates, 2004

Diabetes Hospitalization Rates, 2004

Diabetes Emergency Department Discharge Rates, FY 05/06

Chronic Obstructive Pulmonary Disease (COPD) Death Rates, 2004

Chronic Obstructive Pulmonary Disease (COPD) Hospitalization Rates, 2004

Chronic Obstructive Pulmonary Disease (COPD) Emergency Department Discharge Rates, FY 05/06

### **Data Sources:**

**Death Data** is based on underlying cause of death (not multiple causes) and uses ICD-10 codes. Those included are residents of San Diego County with known zip code of residence. Source: Death Statistical Master Files (CA Department of Public Health), County of San Diego, Health & Human Services Agency, Community Epidemiology.

**Hospital Data** is based on principal diagnosis and uses ICD-9 CM codes. Those included are residents of San Diego County with known zip code of residence. Source: Hospital Discharge Data, (CA OSHPD), County of San Diego, Health & Human Services Agency, Community Epidemiology; SANDAG, Current Population Estimates, 9/27/2006.

**Emergency Department (ED) Data** is based on principal diagnosis and uses ICD-9 CM codes. ED discharges are those patients treated and discharged from the ED. Patients admitted to the hospital are not included here, but in the hospitalization data. Those included are residents of San Diego County with known zip code of residence. Source: HASD&IC, CHIP, County of San Diego, Health & Human Services Agency, Emergency Medical Services, Emergency Department Database.

**Population Data:** San Diego Association of Governments (SANDAG), Current Population Estimates, 9/27/2006.

Maps and rates prepared by County of San Diego, Health & Human Services Agency, Public Health Services, Community Health Statistics Unit.



Contact Information:  
Community Health Statistics Unit  
6255 Mission Gorge Road  
San Diego, CA 92120  
[Julie.Cooke@sdcounty.ca.gov](mailto:Julie.Cooke@sdcounty.ca.gov)  
[Leslie.Ray@sdcounty.ca.gov](mailto:Leslie.Ray@sdcounty.ca.gov)  
(619) 285-6479

For more detailed explanation of methods and sources,  
see online Community Profiles at [www.sdhealthstatistics.com](http://www.sdhealthstatistics.com)






# Selected Chronic Disease Medical Encounter Rates, San Diego County by Community

## Asthma Hospitalization Rates, 2004

### Legend

-  HHSA Regions
-  Community (SRA)

### Asthma, Hosp Rates, 2004

-  0.0 - 30.0
-  30.1 - 60.0
-  60.1 - 90.0
-  90.1 - 120.0
-  120.1 - 160.0

\*Rates per 100,000 population

Data Source: Hospital Discharge Data, (CA OSHPD), CoSD, HHSA, Community Epidemiology; SANDAG, Current Population Estimates, 9/27/2006.

Prepared by: County of San Diego, HHSA, Public Health Services, Community Health Statistics Unit. June, 2008.

