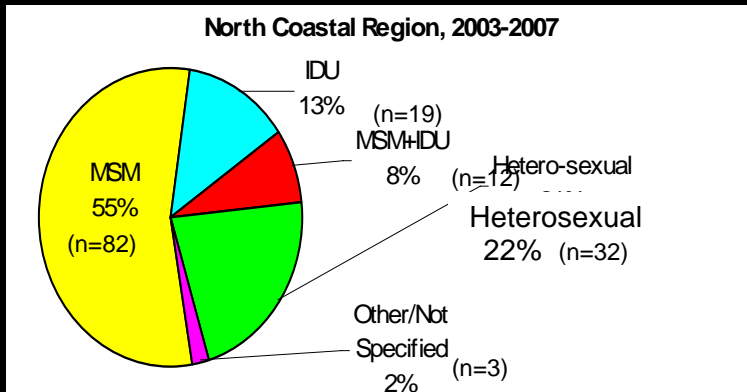
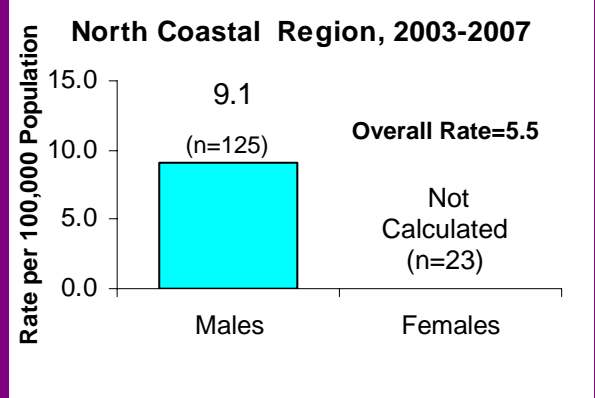


# AIDS\* in the North Coastal HHSA Region

## Gender

Between the years 2003 and 2007, 148 individuals were diagnosed with AIDS in the North Coastal region. Rates were calculated by dividing the number of cases by the population and then expressed per 100,000 population. The rate for males in North Coastal was lower than in the County overall. Of the total cases in the North Coastal region, 84% were male, 16% female. Where there are fewer than 5 cases per year (or 25 cases in this time period), rates are not calculated.

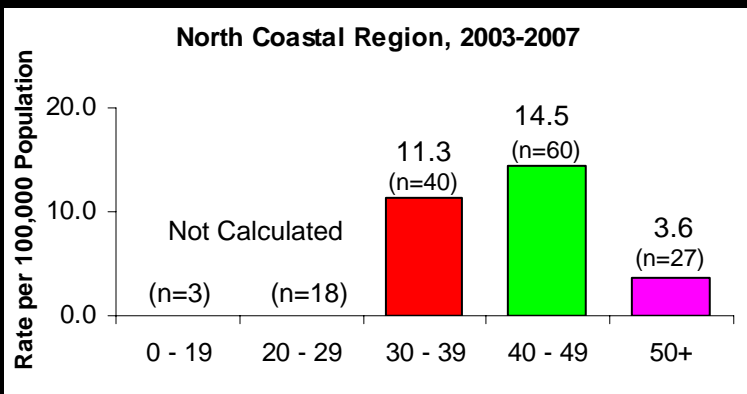
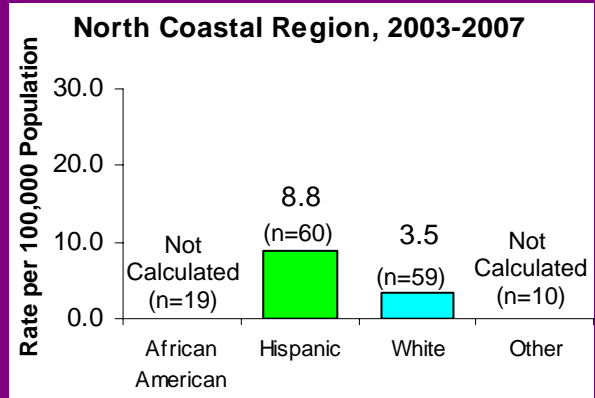


## Mode of Transmission

Rates can not be calculated for mode of transmission due to a lack of population data. The predominant mode of transmission in San Diego County and the North Coastal region was MSM. Heterosexual contact accounted for 78% of female cases, but only 11% of male cases.

## Racial/Ethnic Group

In the County overall, and in the North Coastal region, the rate of AIDS was highest among Hispanics followed by whites. Of the 148 cases diagnosed in 2003-2007, 40% were white, 40% were Hispanic, 13% were African American, and 7% were other racial/ethnic groups (includes Native American and Asian/Pacific Islander). Where there are fewer than 5 cases per year (or 25 cases in this time period), rates are not calculated.



## Age at Diagnosis

The 40-49 age group had the highest rate of AIDS in the North Coastal region followed by the 30-39 age group. Of the 148 cases, 2% were under 20, 12% were 20-29, 27% were 30-39, 41% were 40-49, and 18% were 50+. The proportion of 40-49 age group was greater than the county overall. Where there are fewer than 5 cases per year (or 25 cases in this time period), rates are not calculated.

\*Notes: AIDS cases by date of diagnosis, 2003-2007. Population 2003-2007 from SANDAG.

For more information, call Community Epidemiology at (619) 515-6675 or log on to [www.sdhivaid.org](http://www.sdhivaid.org)