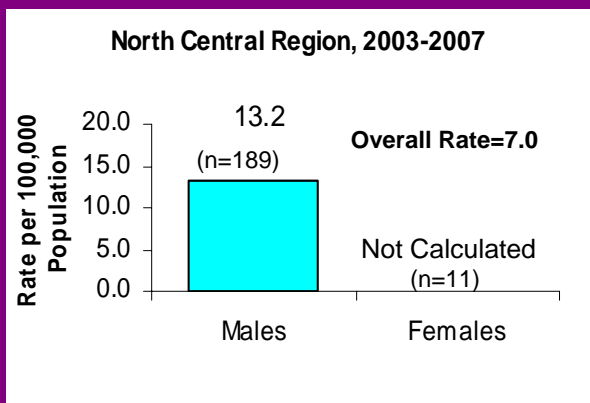


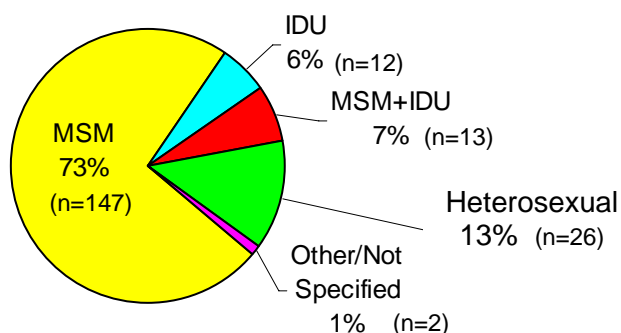
# **AIDS\* in the North Central HHSA Region**

## Gender

Between the years 2003 and 2007, 200 individuals were diagnosed with AIDS in the North Central region. Rates were calculated by dividing the number of cases by the population and then expressed per 100,000 population. This region had a lower rate of AIDS cases in males in this time period than the County overall. Of the total cases in the North Central region, 95% were male, 5% female. Where there are fewer than 5 cases per year (or 25 cases in this time period), rates are not calculated.



North Central Region, 2003-2007

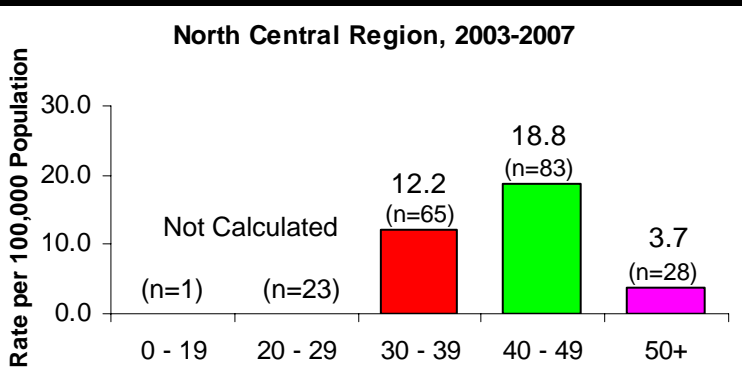
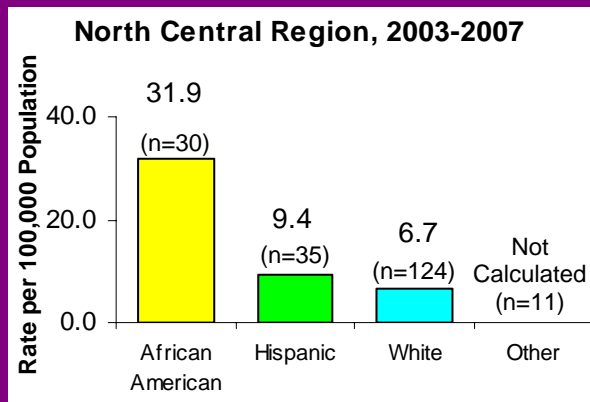


## Mode of Transmission

Rates can not be calculated for mode of transmission due to a lack of population data. The predominant mode of transmission in San Diego County and the North Central region was MSM. Heterosexual contact accounted for 91% of female cases, but only 9% of male cases.

## Racial/Ethnic Group

In the County overall, and in the North Central region, the rate of AIDS was highest among African Americans, followed by Hispanics and whites. Of the 200 cases diagnosed in 2003-2007, 62% were white, 17% were Hispanic, 15% were African American, and 6% were other racial/ethnic groups (includes Native American and Asian/Pacific Islander). Where there are fewer than 5 cases per year (or 25 cases in this time period), rates are not calculated.



## Age at Diagnosis

The 40-49 age group had the highest rate of AIDS in the North Coastal region followed by the 30-39 age group. Of the 200 cases, <1% were under 20, 12% were 20-29, 33% were 30-39, 41% were 40-49, and 14% were 50+. The proportion of 40-49 age group was greater than the county overall. Where there are fewer than 5 cases per year (or 25 cases in this time period), rates are not calculated.