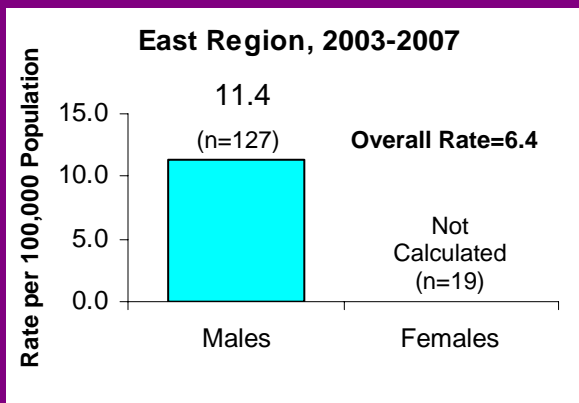


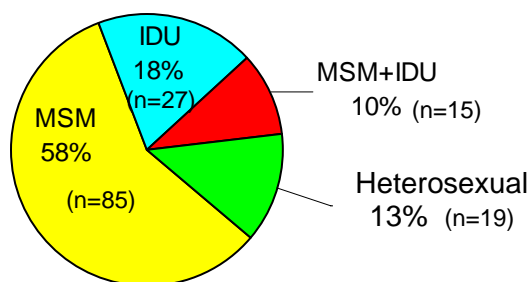
AIDS* in the East HHS Region

Gender

Between the years 2003 and 2007, 146 individuals were diagnosed with AIDS in the East region. Rates were calculated by dividing the number of cases by the population and then expressed per 100,000 population. The East region had a lower rate of AIDS for males and females than the County overall in the same time period. Of the total cases in the East region, 87% were male, 13% female. Where there are fewer than 5 cases per year (or 25 cases in this time period), rates are not calculated.



East Region, 2003-2007

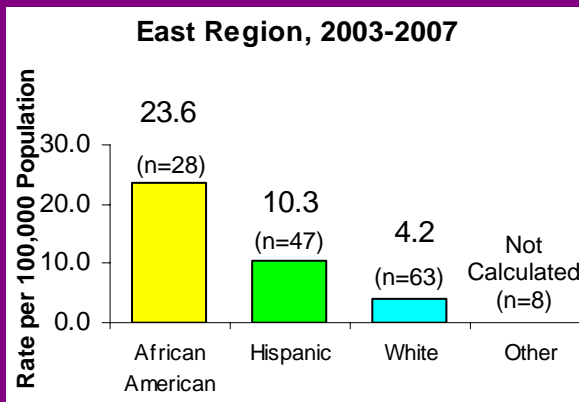


Mode of Transmission

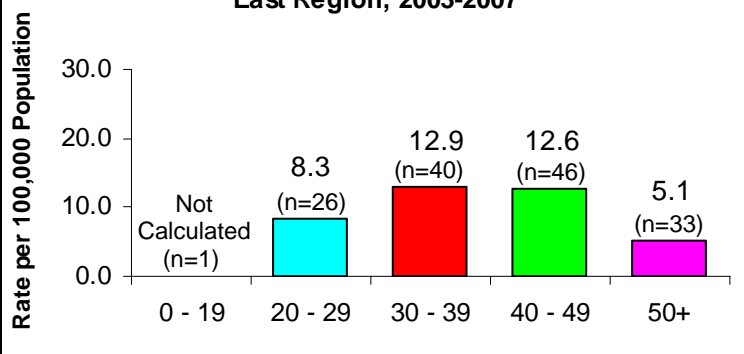
Rates can not be calculated for mode of transmission due to a lack of population data. The predominant mode of transmission in San Diego County and the East region was MSM. Heterosexual contact accounted for 53% of female cases, but only 7% of male cases.

Racial/Ethnic Group

In the County overall, and in the East region, the rate of AIDS was highest among African Americans, followed by Hispanics and whites. Of the 146 cases diagnosed in 2003-2007, 43% were white, 32% were Hispanic, 19% were African American, and 6% were other racial/ethnic groups (includes Native American and Asian/Pacific Islander). Where there are fewer than 5 cases per year (or 25 cases in this time period), rates are not calculated.



East Region, 2003-2007



Age at Diagnosis

As in the county overall, the 30-39 age group had the highest rate of AIDS in the East region followed by the 40-49 age group. Of the 146 cases, 1% were under 20, 18% were 20-29, 27% were 30-39, 32% were 40-49, and 23% were 50+. Where there are fewer than 5 cases per year (or 25 cases in this time period), rates are not calculated.

*Notes: AIDS cases by date of diagnosis, 2003-2007. Population 2003-2007 from SANDAG. For more information, call Community Epidemiology at (619) 515-6675 or log on to www.sdhivaid.org