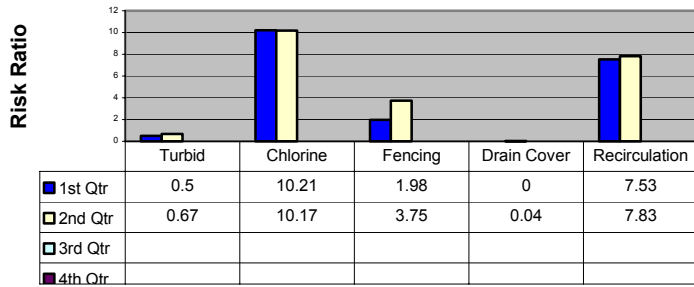




## POOL PROGRAM

Goal: Reduce risk factor violations associated with illness, injury, and death at public swimming pools.

### Pool Safety Risk Factors Observed per Quarter

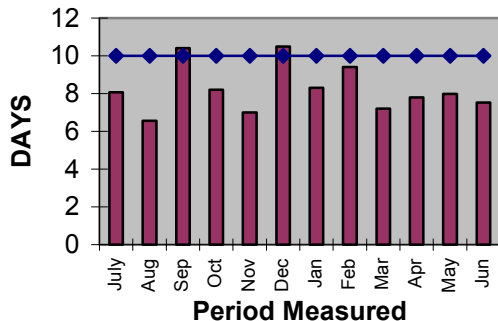


Risk ratio= # violations/ # inspections x 100

## PLAN REVIEW

Goal: Maintain plan review time at 10 days or less.

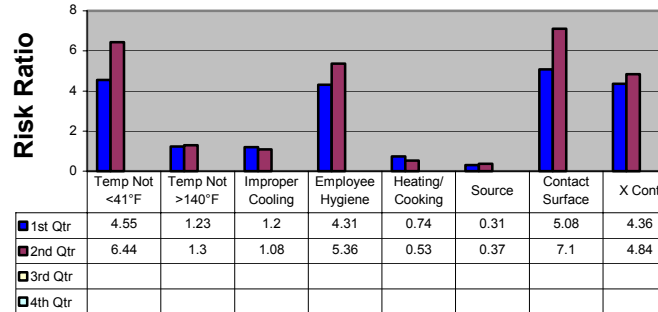
### Year To Date Plan Check Averages



## FOOD PROGRAM

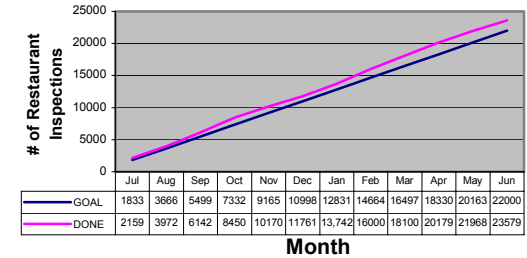
Goal: Reduce risk factors that can cause a foodborne illness.

### Food Safety Risk Factors Observed per Quarter



Risk ratio= # violations/ # inspections x 100

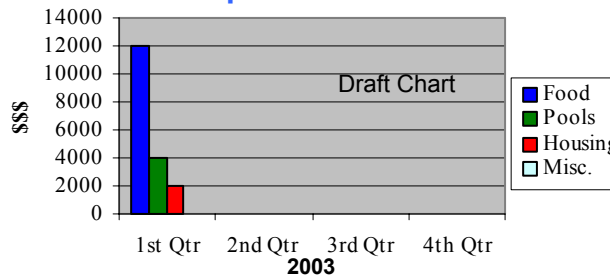
### Cumulative Restaurant Food Safety Inspections 2002-2003



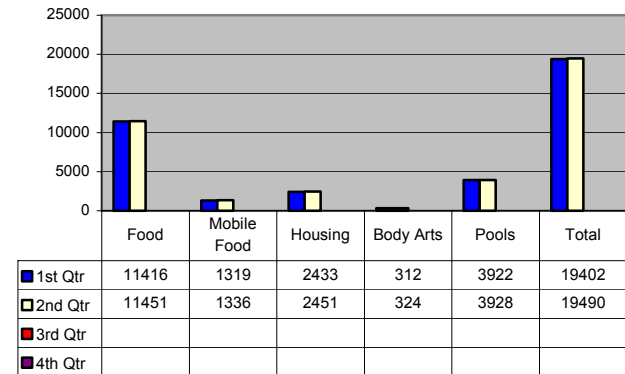
## DELINQUENT ACCOUNTS

Goal: Reduce delinquent accounts.

### Delinquent Fees



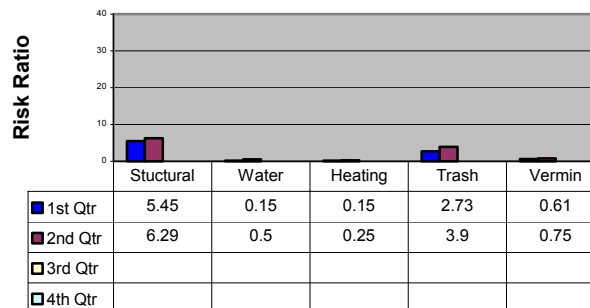
## ANNUAL PERMIT TOTALS



## HOUSING PROGRAM

Goal: Reduce risk factor violations in permitted housing units.

### Major Housing Deficiencies per Quarter



Risk ratio= # violations/ # inspections x 100

## COMPLAINTS

Goal: Maintain average complaint response time at 5 working days or less.

### Complaint Response Averages

