

**San Diego HIV Health Services Planning Council
Priority Setting Committee**



**2008 Key Data Findings:
HIV/AIDS EPIDEMIOLOGY
Approved April 10, 2008**



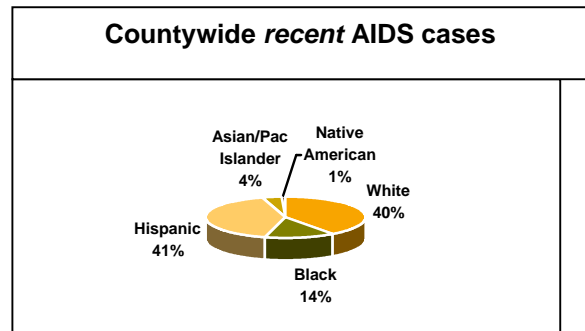
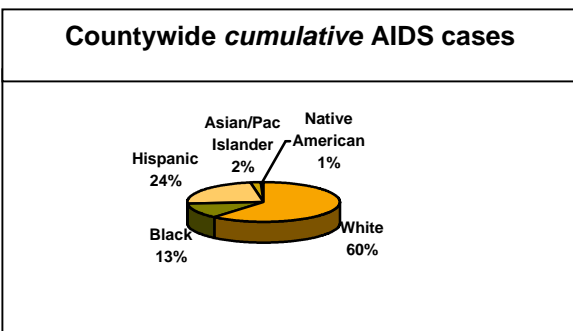
Cumulative AIDS cases = all AIDS cases ever diagnosed, through December 31, 2007 = 13,436
Recent AIDS cases = AIDS cases diagnosed between Jan. 1, 2006 & Dec. 31, 2007 = 676
Reported HIV cases (reported between April 17, 2006 & December 31, 2007) = 3,133

GENDER

- The proportion of female AIDS cases has increased over time; 12% of recent AIDS cases are among women (compared to 8% of cumulative cases).
- Women account for 10% or more of recent AIDS cases in each region *except* the East Region (6%) and Central San Diego (8%)
- North County, South Bay and Southeast San Diego have the largest proportion of women (14% or more each).

RACE/ETHNICITY

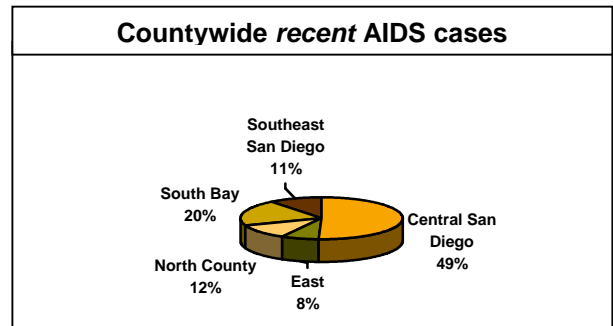
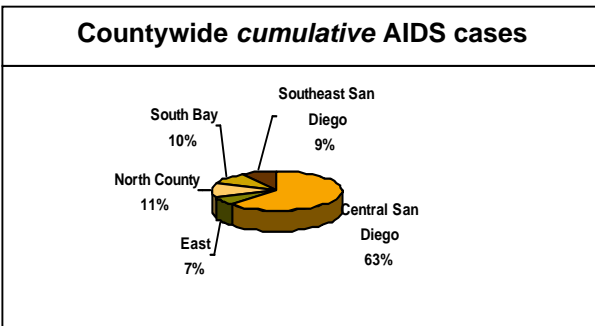
- The majority of recent AIDS cases are people of color. The proportion of White cases has decreased over time, while the proportion of Latino (Hispanic) cases has increased over time.



African Americans and Latinos have the highest rates of recent AIDS cases per 100,000

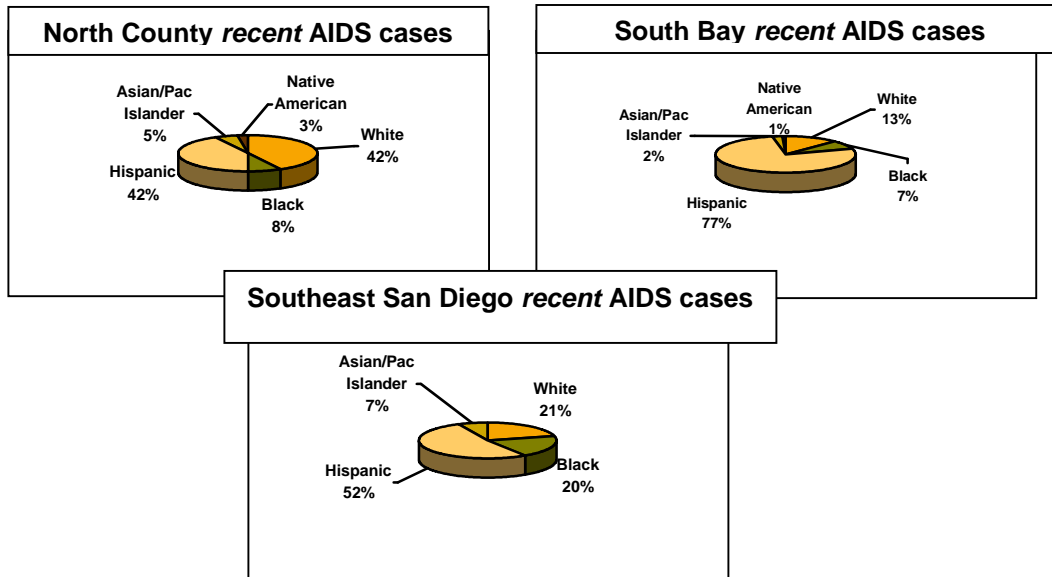
REGION

- The proportion of AIDS cases among Central San Diego residents has decreased over time, while the proportion of South Bay AIDS cases has increased over time.



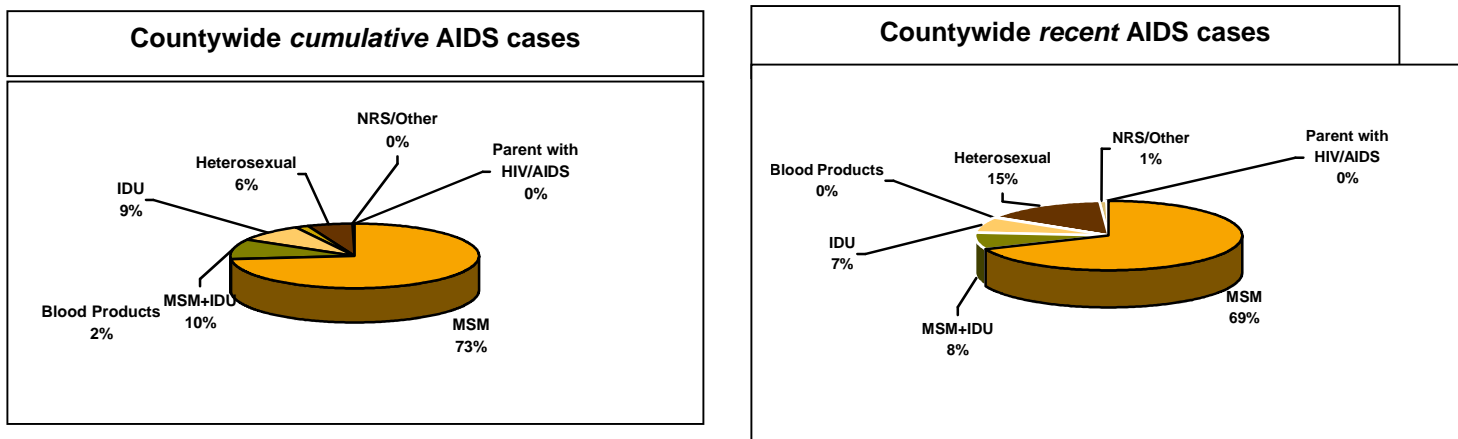
(all data provided by San Diego County Health & Human Services Agency, Community Epidemiology, full 1 data sets are available at Community Epidemiology's website, www.sdhivaid.org or via a link on the Planning Council's website, www.sdplanning.org.)

- Latinos represent or are equal to the largest percentage of recent AIDS cases in 3 regions (North, Southeast and South Bay)



MODE OF TRANSMISSION

- The majority of cases are still men having sex with men (MSM).



OTHER DATA FINDINGS

- While the number of new AIDS cases has decreased or leveled off since 1993, the number of people living with AIDS continues to increase each year.
 - This leveling off of new AIDS cases has NOT been seen in South Bay.
- San Diego residents are living longer with an AIDS diagnosis now than in the past.
- HIV data is not yet complete enough to use for planning. Cases reported so far resemble cumulative AIDS cases rather than recent AIDS cases.

(all data provided by San Diego County Health & Human Services Agency, Community Epidemiology, full 2 data sets are available at Community Epidemiology's website, www.sdhivaid.org or via a link on the Planning Council's website, www.sdplanning.org.)