

San Diego, California – 2005 (N=294)

Figure A. Age of GISP participants, in years, 2005

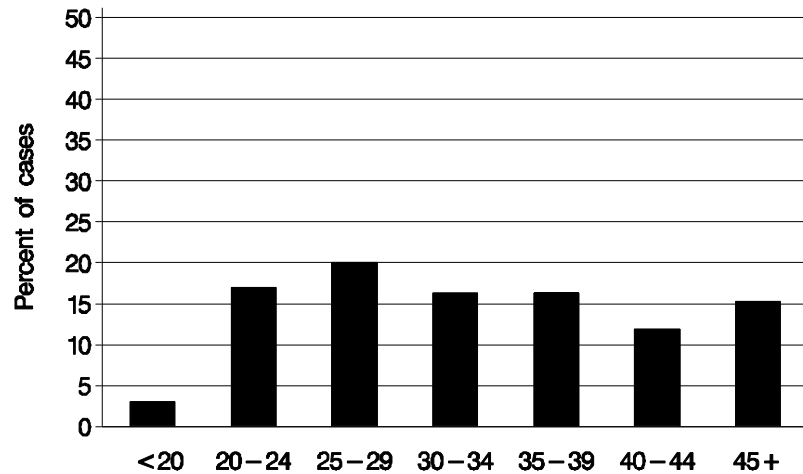


Figure B. Race/ethnicity of GISP participants, 2005

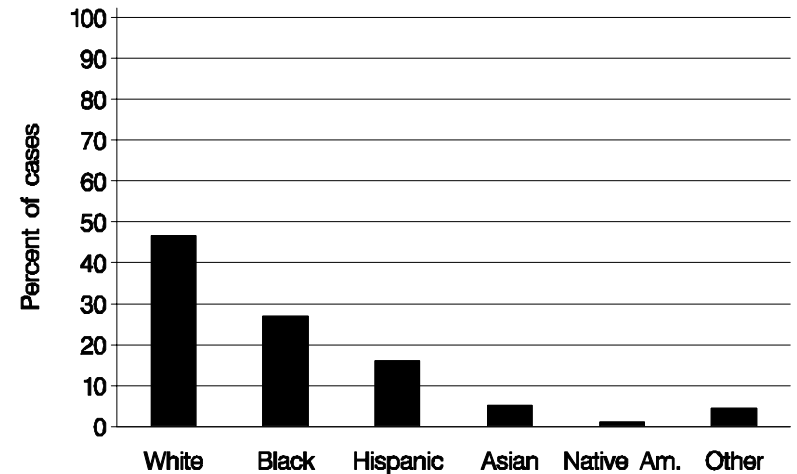


Figure C. Percentage of GISP participants identifying as men who have sex with men, 1988-2005

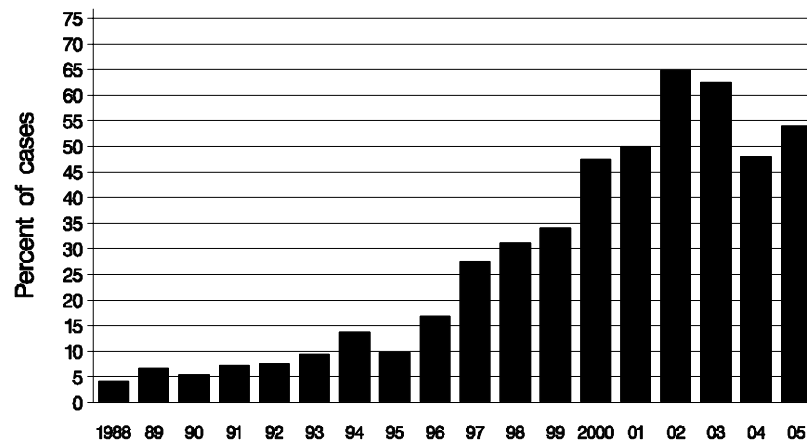
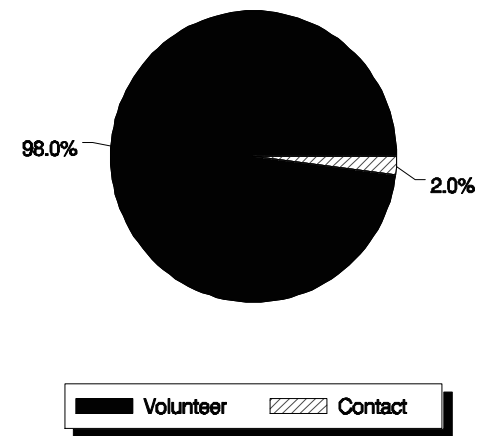
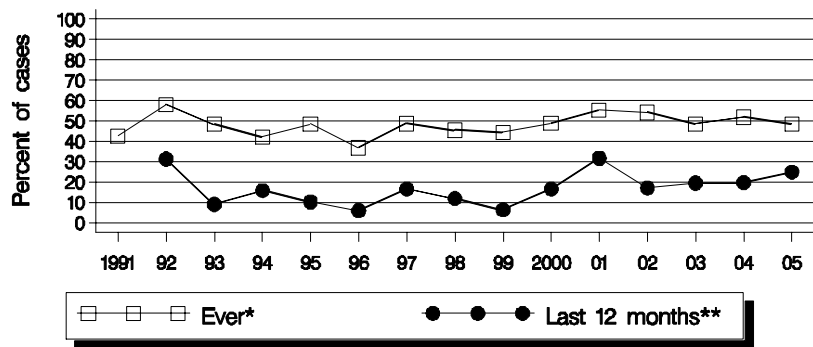


Figure D. Reason for visit among GISP participants, 2005



San Diego, California – 2005 (N=294)

Figure E. Previous episode of gonorrhea among GISP participants, 1991 – 2005



*Data first collected in 1991. **Data first collected in 1992.
 Note: Data points not shown when >30% data missing.

Figure F. Drugs used to treat gonorrhea among GISP participants, 2005

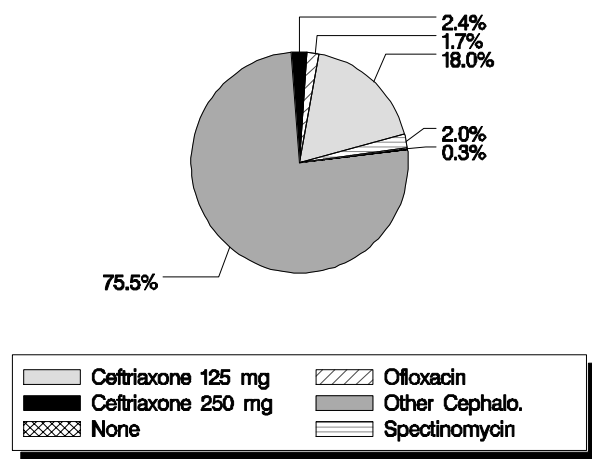


Figure G. Drugs used to treat *Chlamydia trachomatis* infection among GISP participants, 2005

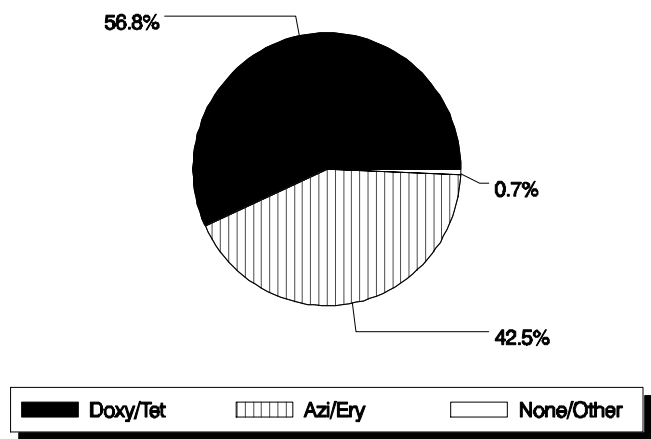
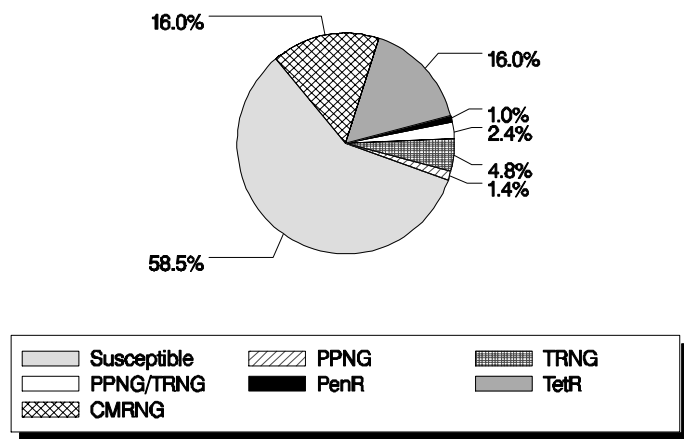


Figure H. Resistance to penicillin and tetracycline among GISP isolates, 2005



San Diego, California – 2005 (N=294)

Figure I. Decreased susceptibility to ceftriaxone among GISP isolates, 1988 – 2005

No isolates with decreased susceptibility to ceftriaxone have been identified at this clinic.

Figure J. Decreased susceptibility to cefixime among GISP isolates, 1992 – 2005

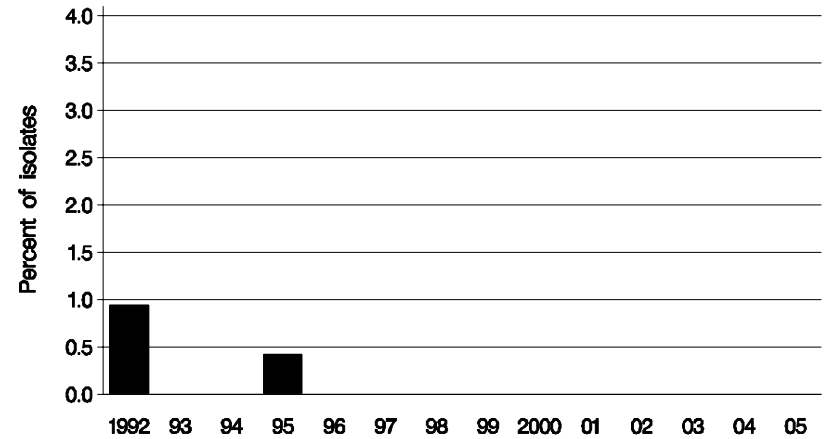
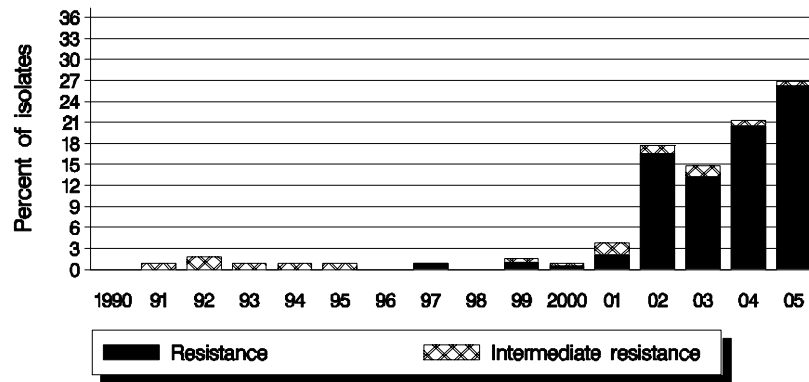
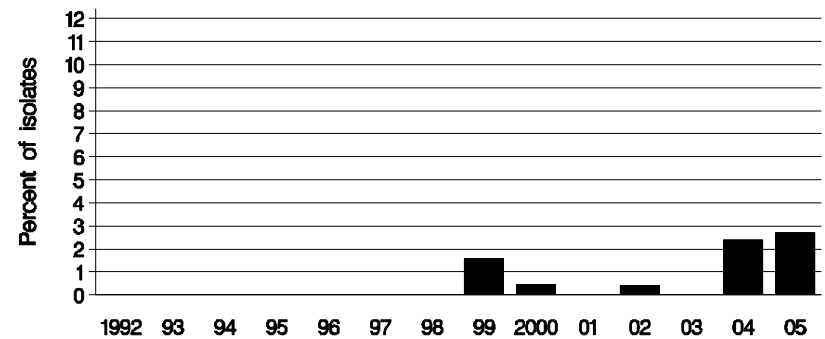


Figure K. Intermediate resistance and resistance to ciprofloxacin among GISP isolates, 1990 – 2005



Note: Susceptibility to ciprofloxacin first measured in 1990.

Figure L. Decreased susceptibility to azithromycin among GISP isolates, 1992 – 2005



Note: Susceptibility to azithromycin first measured in 1992.

Note: Decreased susceptibility to azithromycin is defined here as $\geq 1.0 \mu\text{g/ml}$. No NCCLS criteria currently exist.