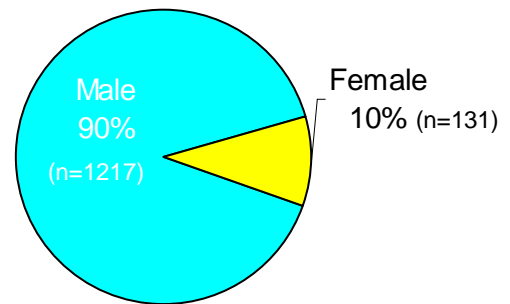


HIV* in San Diego County

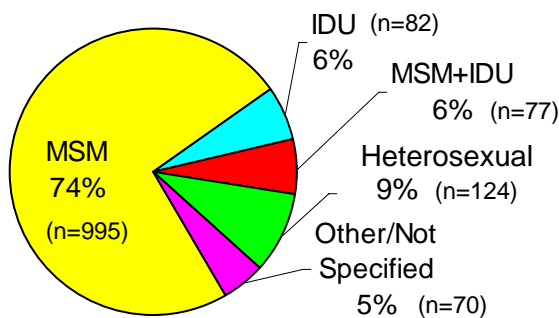
Gender

The current HIV reporting system is new and rates cannot be calculated for HIV cases until the system matures. Between the year 2003 and 2007, 1348 individuals were diagnosed and subsequently reported with HIV in San Diego County. Of those 1348 cases, 90% were male and 10% were female.

San Diego County, 2003-2007



San Diego County, 2003-2007



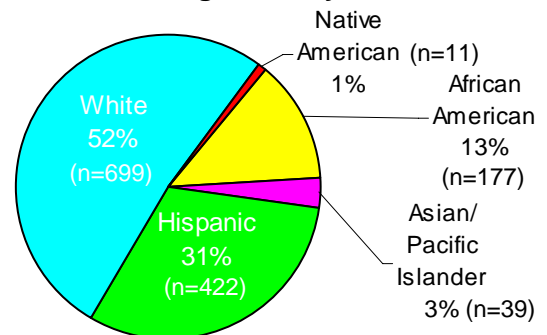
Mode of Transmission

Men who have sex with men (MSM) is the mode of transmission for most cases of HIV reported in San Diego County (74%). Heterosexual contact follows with 9% of cases. Intravenous drug use (IDU) and MSM+IDU made up 6% of cases each.

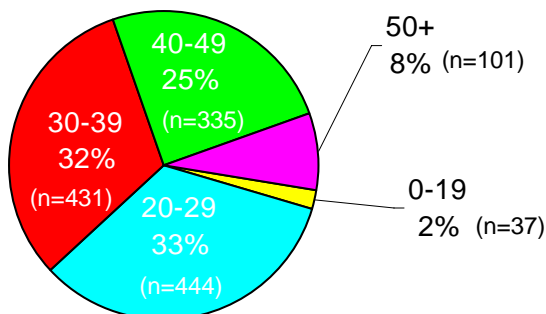
Racial/Ethnic Group

The racial/ethnic group with the greatest proportion of HIV cases in San Diego County was white (52%), followed by Hispanic (31%), African American (13%), Asian/Pacific Islander (3%), and Native American (1%).

San Diego County, 2003-2007



San Diego County, 2003-2007



Age at Diagnosis

The greatest proportion of HIV cases reported in San Diego County were among the 20-29 age group (33%), followed by the 30-39 age group (32%), the 40-49 age group (25%), the 50+ age group (8%), and the 0-19 age group (2%).

*Notes: HIV cases by date of diagnosis, 2003-2007. The current HIV reporting system, initiated April 2006, is not mature, therefore caution should be taken in interpreting the data. No rates were calculated. For more information, call Community Epidemiology at (619) 515-6675 or log on to www.sdhivaid.org