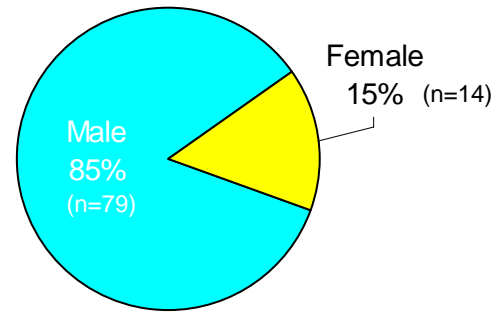


HIV* in the North Coastal HHSA Region

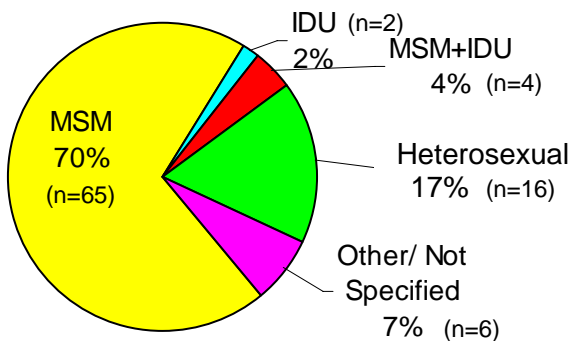
Gender

The current HIV reporting system is new and rates cannot be calculated for HIV cases until the system matures. Between the year 2003 and 2007, 93 individuals were diagnosed and subsequently reported with HIV in the North Coastal region. North Coastal region had a greater proportion of female cases than the County overall.

North Coastal Region, 2003-2007



North Coastal Region, 2003-2007



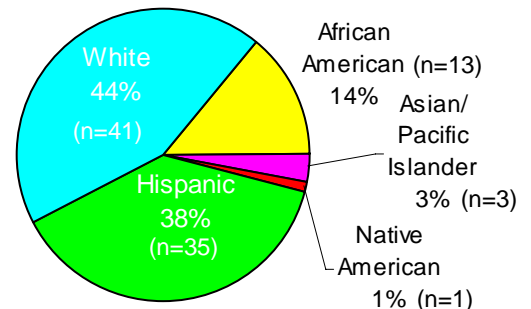
Mode of Transmission

Most cases of HIV reported in the North Coastal region were MSM (70%), with heterosexual (17%), MSM+IDU (4%), and IDU (2%) following. The North Coastal region had a greater proportion of heterosexual cases than the County overall and a slightly lower proportion of IDU and MSM+IDU.

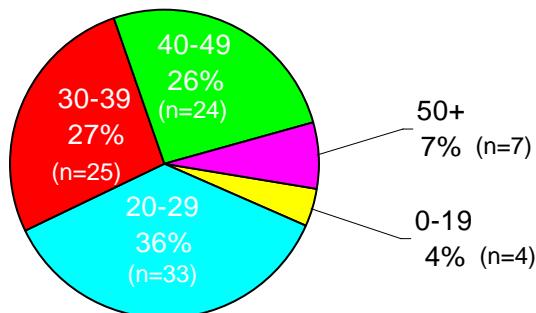
Racial/Ethnic Group

The racial/ethnic group with the greatest proportion of cases in the North Coastal region was white (44%), followed by Hispanic (38%), African American (14%), Asian/Pacific Islander (3%), and Native American (1%). The North Coastal region had a greater proportion of Hispanic and smaller proportion of white cases than the County overall.

North Coastal Region, 2003-2007



North Coastal Region, 2003-2007



Age at Diagnosis

The greatest proportion of HIV cases diagnosed in the North Coastal region were among the 20-29 age group (36%), followed by the 30-39 (27%) age group, the 40-49 age group (26%), the 50+ age group (7%), and the 0-19 age group (4%). The North Coastal region had a slightly smaller proportion of cases in the 30-39 age group and slightly greater in the 20-29 age group than the County overall.

*Notes: HIV cases by date of diagnosis, 2003-2007. The current HIV reporting system, initiated April 2006, is not mature, therefore caution should be taken in interpreting the data. No rates were calculated. For more information, call Community Epidemiology at (619) 515-6675 or log on to www.sdhivaid.org