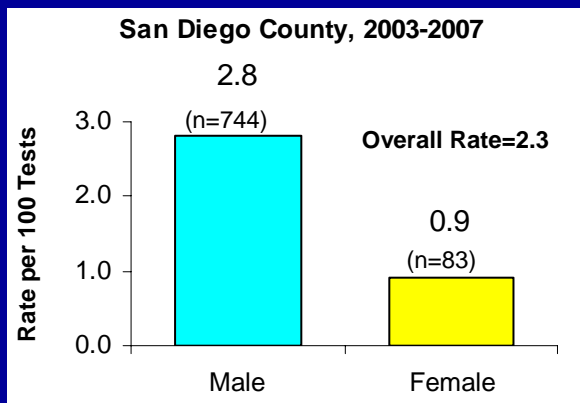


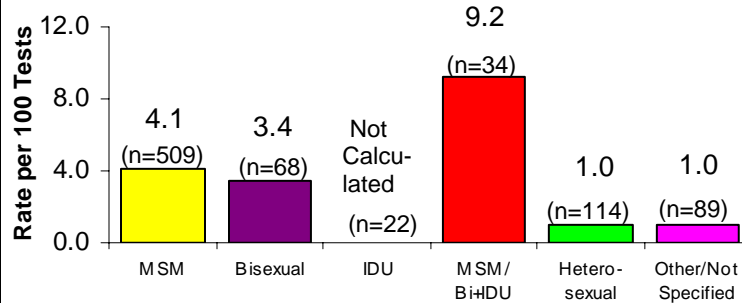
# HIV Testing\* in San Diego County

## Gender

Free anonymous HIV testing is available to interested individuals at more than 10 sites throughout San Diego County. Between the year 2003 and 2007, 36,936 anonymous tests were taken by residents (some were likely repeat tests) of San Diego County, and of these, 836 were HIV positive (including 9 Transgender). The rate of HIV infection was higher for males than for females.



San Diego County, 2003-2007

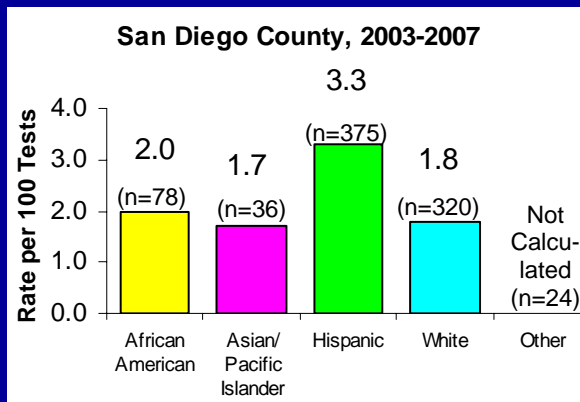


## Mode of Transmission

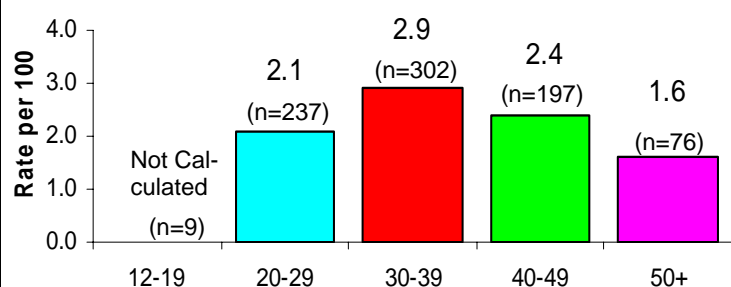
Of San Diego County residents who tested, gay or bisexual men who inject non-prescription drugs (MSM/Bi+IDU) had the highest HIV infection rate, followed by MSM, Bisexual, Heterosexual, and Other categories. Where there are fewer than 5 HIV positive tests per year (or 25 HIV positive tests in this time period), rates are not calculated.

## Racial/Ethnic Group

The HIV infection rate among testers in San Diego County was highest among Hispanic and African American racial/ethnic groups, followed by white and Asian/Pacific Islander. Where there are fewer than 5 HIV positive tests per year (or 25 HIV positive tests in this time period), rates are not calculated. Three HIV positive tests were missing racial/ethnic information.



San Diego County, 2003-2007



## Age at Diagnosis

In San Diego County, the age group with the highest HIV infection rate was 30-39, followed by 40-49 and 20-29, and 50+. Fifteen HIV positive tests were missing age information. Where there are fewer than 5 HIV positive tests per year (or 25 HIV positive tests in this time period), rates are not calculated.

\*Notes: Data for HIV testing from free public anonymous testing at HIV Counseling and Testing sites in San Diego County, 2003-2007. Each test does not necessarily represent a unique individual (repeat testers). For more information call Community Epidemiology at (619) 515-6675 or log on to [www.sdhivaid.org](http://www.sdhivaid.org)