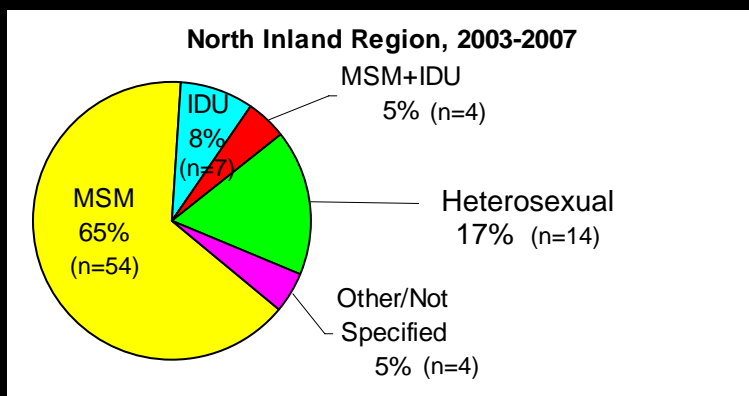
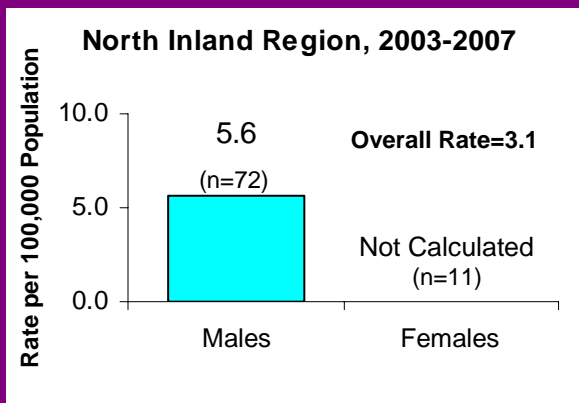


AIDS* in the North Inland HHSA Region

Gender

Between the years 2003 and 2007, 83 individuals were diagnosed with AIDS in the North Inland region. Rates were calculated by dividing the number of cases by the population and then expressed per 100,000 population. This region had the lowest rate of AIDS cases overall and for males compared to the County in the same time period. Of the total cases in the North Inland region, 87% were male, 13% female. Where there are fewer than 5 cases per year (or 25 cases in this time period), rates are not calculated.

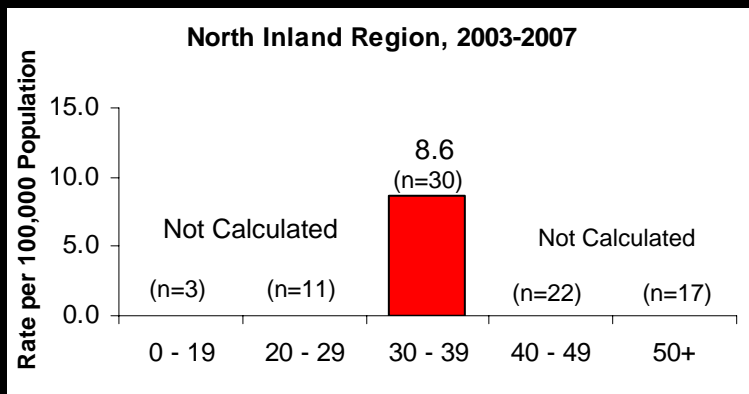
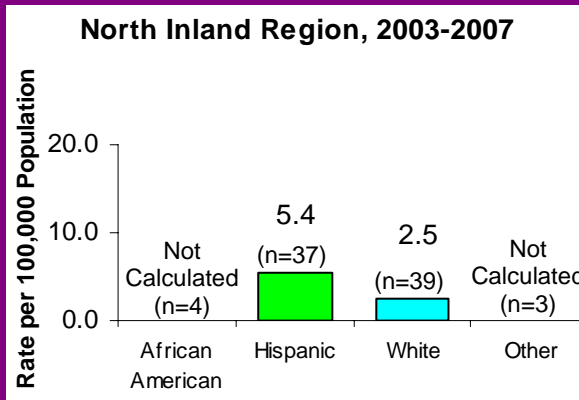


Mode of Transmission

Rates can not be calculated for mode of transmission due to a lack of population data. The predominant mode of transmission in San Diego County and the North Inland region was MSM. Heterosexual contact accounted for 55% of female cases, but only 11% of male cases.

Racial/Ethnic Group

In the County overall, and in the North Inland region, the rate of AIDS was highest among Hispanics, followed by whites. Of the 83 cases diagnosed in 2003-2007, 47% were white, 44% were Hispanic, 5% were African American, and 4% were other racial/ethnic groups (includes Native American and Asian/Pacific Islander). Where there are fewer than 5 cases per year (or 25 cases in this time period), rates are not calculated.



Age at Diagnosis

As in the county overall, the 30-39 age group had the highest rate of AIDS in the North Inland region followed by the 40-49 age group. Of the 83 cases, 4% under 20, 13% were 20-29, 35% were 30-39, 27% were 40-49, and 20% were 50+. Where there are fewer than 5 cases per year (or 25 cases in this time period), rates are not calculated.

*Notes: AIDS cases by date of diagnosis, 2003-2007. Population 2003-2007 from SANDAG. For more information, call Community Epidemiology at (619) 515-6675 or log on to www.sdhivaid.org