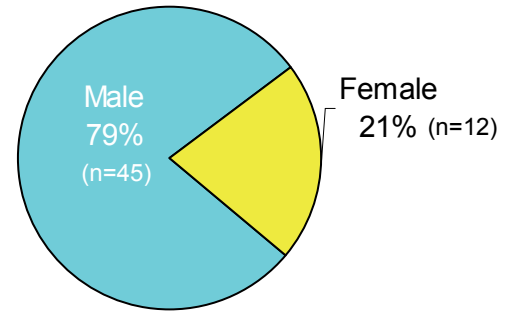


# HIV\* in the North Inland HHSA Region

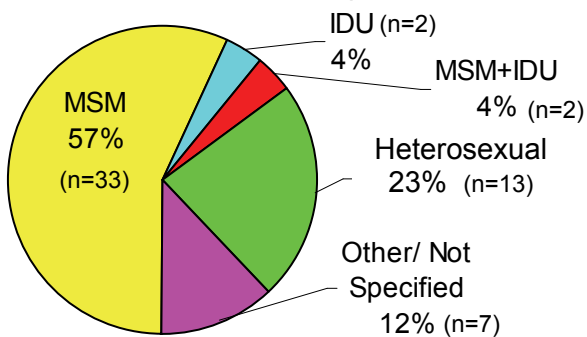
## Gender

The HIV reporting system is new and rates cannot be calculated for HIV cases until the system is evaluated. Between the year 2001 and 2005, 57 individuals were diagnosed with HIV in the North Inland region. This is a small number of cases; proportions should be interpreted with caution and no comparisons have been made to the County overall.

North Inland Region, 2001-2005



North Inland Region, 2001-2005



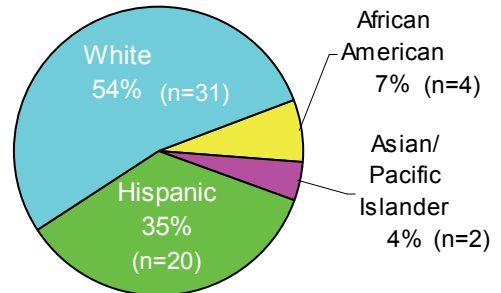
## Mode of Transmission

Most cases of HIV reported in the North Inland region were MSM transmission (57%), with heterosexual (23%), other (12%), IDU (4%) and MSM+IDU (4%) following.

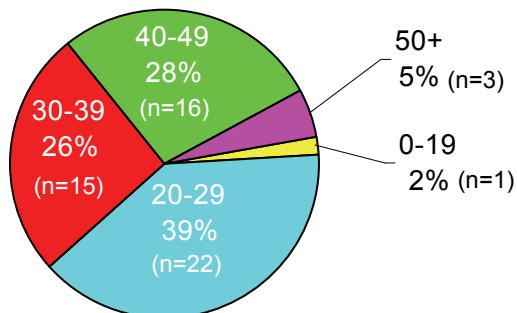
## Racial/Ethnic Group

Most HIV cases reported in the North Inland region were among whites (54%). Hispanics followed with 35% of cases, African American with 7% and Asian/Pacific Islander with 4%.

North Inland Region, 2001-2005



North Inland Region, 2001-2005



## Age at Diagnosis

The greatest proportion of HIV cases diagnosed in the North Inland region were in the 20-29 age group (39%), followed by the 40-49 (28%) age group, 30-39 (26%) age group, 50+ (5%) age group and 0-19 (2%) age group.

\*Notes: HIV cases by date of diagnosis, 2001-2005. HIV reporting was initiated July 1, 2002, and has not been evaluated, therefore caution should be taken in interpreting the data. No rates were calculated. For more information, call Community Epidemiology at (619) 515-6675 or log on to [www.sdhivaid.org](http://www.sdhivaid.org)