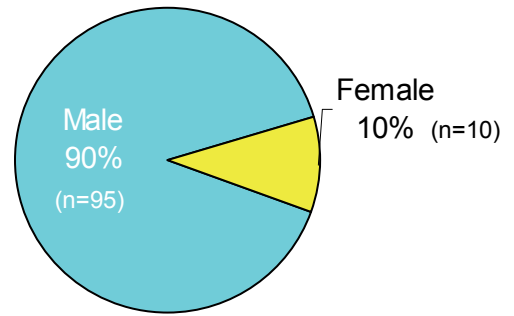


HIV* in the North Coastal HHSA Region

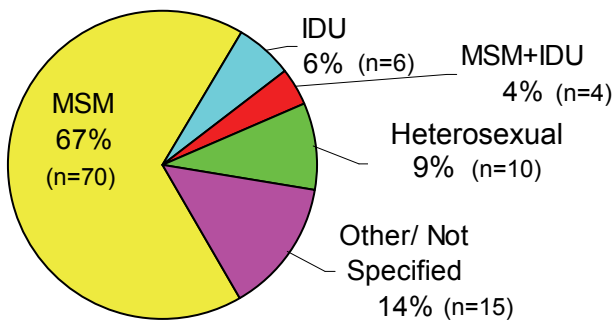
Gender

The HIV reporting system is new and rates cannot be calculated for HIV cases until the system is evaluated. Between the year 2001 and 2005, 105 individuals were diagnosed with HIV in the North Coastal region. The proportion of HIV cases by gender in the North Coastal region were about the same as the County overall.

North Coastal Region, 2001-2005



North Coastal Region, 2001-2005



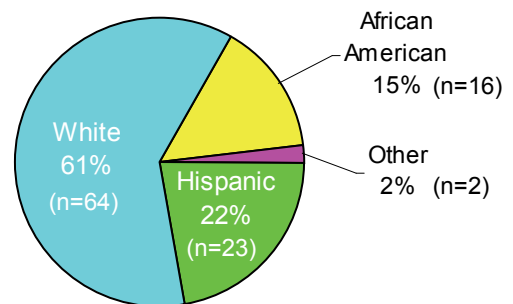
Mode of Transmission

Most cases of HIV reported in the North Coastal region were MSM (67%), with other, heterosexual, IDU and MSM+IDU following. The proportion of HIV cases by mode of transmission in the North Coastal region were similar to the County overall.

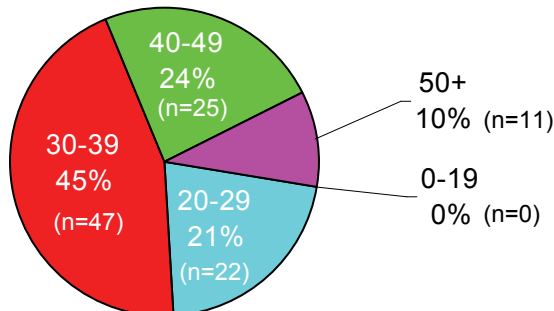
Racial/Ethnic Group

Most HIV cases reported in the North Coastal region were among whites (61%). Hispanics followed with 22% of cases, African American with 15% and Other with 2% (Other includes Asian/Pacific Islander and Native American). Racial/ethnic group proportions for HIV cases in the North Coastal region were similar to the County overall.

North Coastal Region, 2001-2005



North Coastal Region, 2001-2005



Age at Diagnosis

Like the County overall, the greatest proportion of HIV cases diagnosed in the North Coastal region were in the 30-39 age group (45%). The North Coastal region had a smaller proportion of those aged 20-29 diagnosed than the County overall and no cases in the 0-19 age group; however this could be due to the small number of total cases.

*Notes: HIV cases by date of diagnosis, 2001-2005. HIV reporting was initiated July 1, 2002, and has not been evaluated, therefore caution should be taken in interpreting the data. No rates were calculated. For more information, call Community Epidemiology at (619) 515-6675 or log on to www.sdhivaid.org