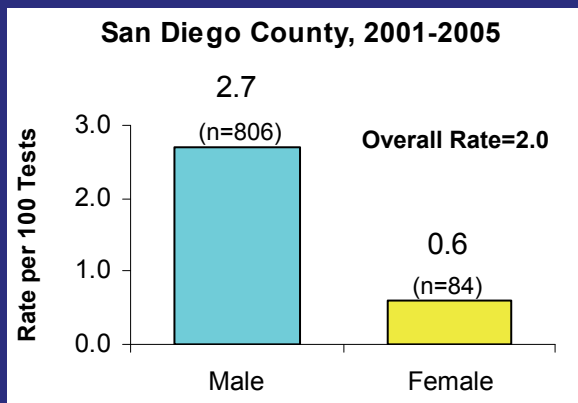


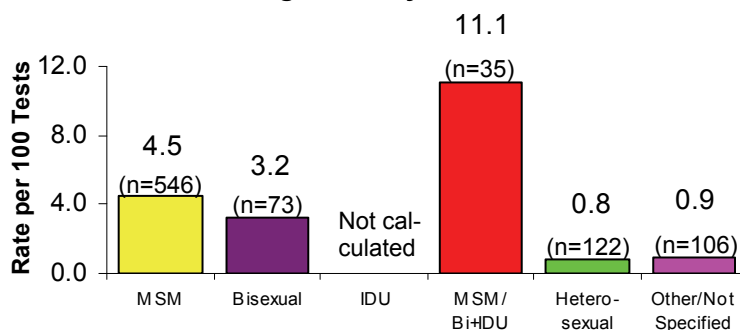
HIV Testing* in San Diego County

Gender

Free anonymous HIV testing is available to interested individuals at more than 10 sites throughout San Diego County. Between the year 2001 and 2005, 44,410 anonymous tests were taken (some were likely repeat tests) in San Diego County, and of these, 903 were HIV+ (including 12 HIV+ tests among transgender). The rate testing HIV+ was higher for males than for females. One HIV+ test was missing gender classification.



San Diego County, 2001-2005

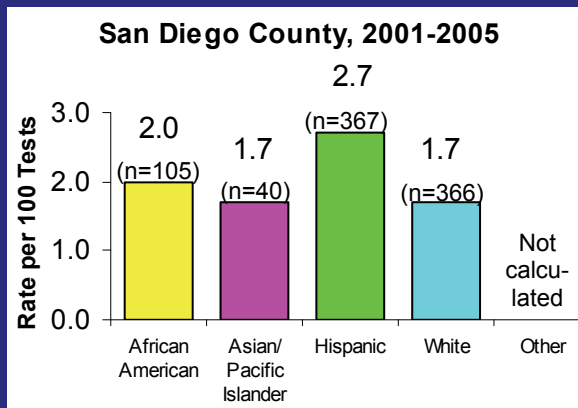


Mode of Transmission

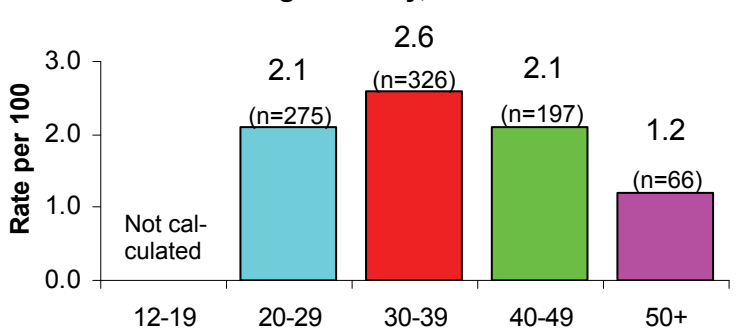
Gay or bisexual men who inject non-prescription drugs (MSM/Bi+IDU) had the highest rate testing HIV+, followed by MSM, Bisexual, Other and Heterosexual categories. Where there are fewer than 5 HIV+ tests per year, rates are not calculated.

Racial/Ethnic Group

The rate testing HIV+ among testers in San Diego County was highest among Hispanic and African American racial/ethnic groups, followed by white and Asian/Pacific Islander and Other. The Native American racial/ethnic group had too few HIV+ tests to calculate a rate (<5 per year) and is included in the 'Other' group. Five HIV+ tests were missing racial/ethnic information. Where there are fewer than 5 HIV+ tests per year, rates are not calculated.



San Diego County, 2001-2005



Age at Diagnosis

In San Diego County, the age group with the highest rate testing HIV+ was 30-39, followed by 20-29 and 40-49 (same rate), and 50+. Eighteen HIV+ tests were missing age information. Where there are fewer than 5 HIV+ tests per year, rates are not calculated.

*Notes: Data for HIV testing from free public anonymous testing at HIV Counseling and Testing sites in San Diego County, 2001-2005. Each test does not necessarily represent a unique individual (repeat testers). For more information call Community Epidemiology at (619) 515-6675 or log on to www.sdhivaid.org