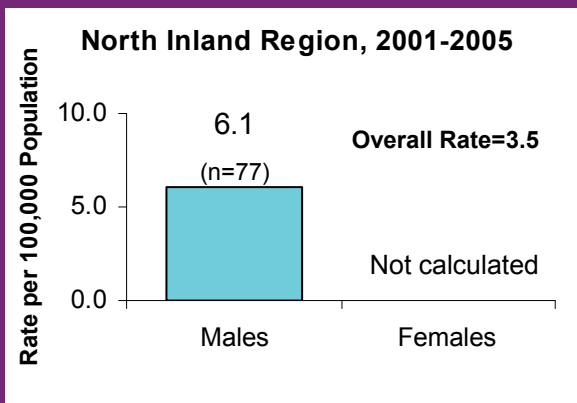


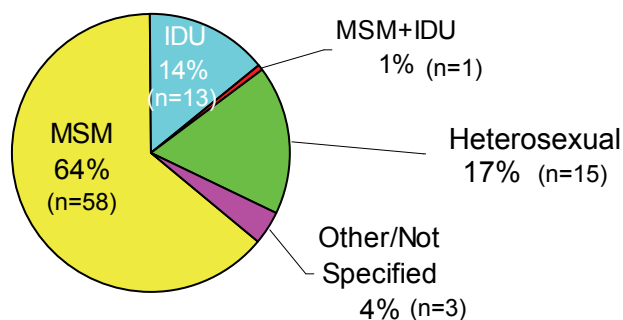
AIDS* in the North Inland HHSA Region

Gender

Between the years 2001 and 2005, 90 individuals were diagnosed with AIDS in the North Inland region. Rates were calculated by dividing the number of cases by the population and then expressed per 100,000 population. This region had the lowest rate of AIDS cases overall and for males compared to the County in the same time period. Of the total cases in the North Inland region, 86% were male, 14% female. Where there are fewer than 5 cases per year, rates are not calculated.



North Inland Region, 2001-2005

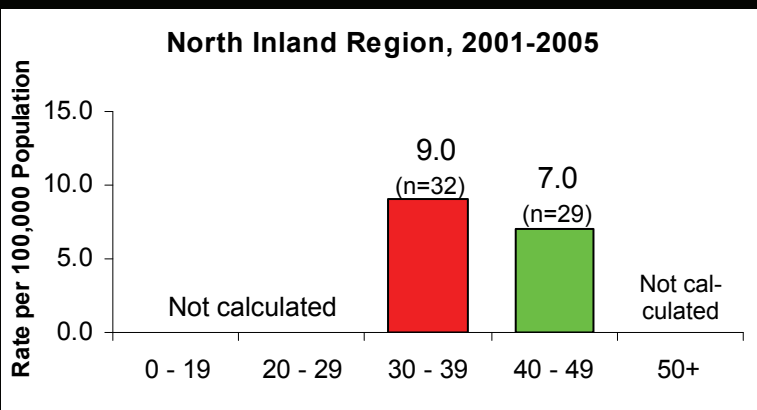
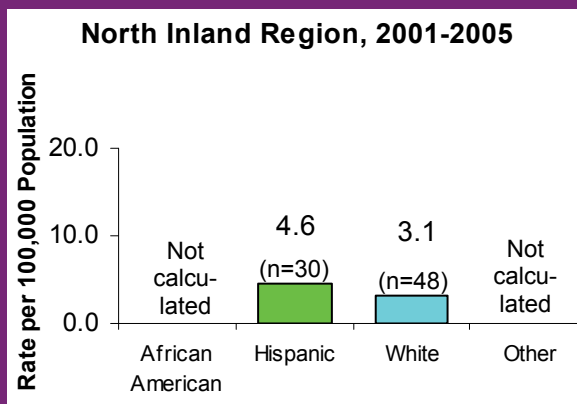


Mode of Transmission

Rates can not be calculated for mode of transmission due to a lack of population data. The predominant mode of transmission in San Diego County and the North Inland region was MSM. Heterosexual contact accounted for 69% of female cases but only 8% of male cases.

Racial/Ethnic Group

In the County overall, and in the North Inland region, the rate of AIDS was highest among Hispanics, followed by whites. Of the 90 cases diagnosed in 2001-2005, 53% were white, 33% were Hispanic, 9% were African American, and 5% were other racial/ethnic groups (includes Native American and Asian/Pacific Islander). Where there are fewer than 5 cases per year, rates are not calculated.



Age at Diagnosis

As in the county overall, the 30-39 age group had the highest rate of AIDS in the North Inland region followed by the 40-49 age group. Of the 90 cases, none were under 20, 10% were 20-29, 36% were 30-39, 32% were 40-49 and 22% were 50+. Where there are fewer than 5 cases per year, rates are not calculated.

*Notes: AIDS cases by date of diagnosis, 2001-2005. Population 2001-2005 from SANDAG. For more information, call Community Epidemiology at (619) 515-6675 or log on to www.sdhivaid.org