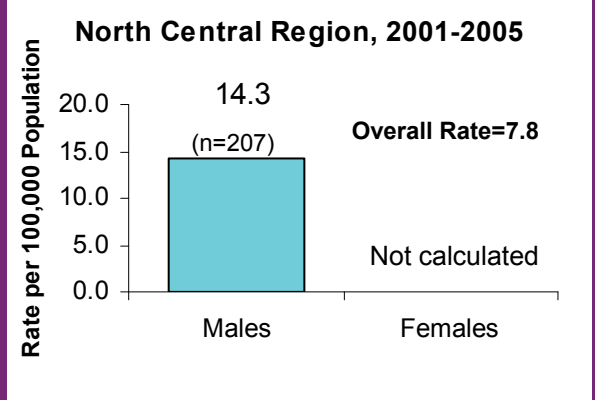


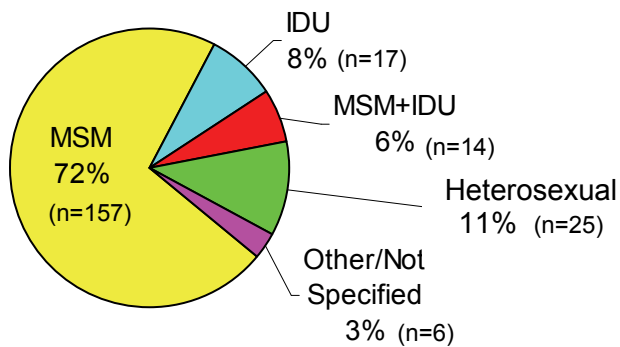
AIDS* in the North Central HHSA Region

Gender

Between the years 2001 and 2005, 219 individuals were diagnosed with AIDS in the North Central region. Rates were calculated by dividing the number of cases by the population and then expressed per 100,000 population. This region had a lower rate of AIDS cases in males in this time period than the County overall. Of the total cases in the North Central region, 94% were male, 6% female. Where there are fewer than 5 AIDS cases per year, rates are not calculated.



North Central Region, 2001-2005

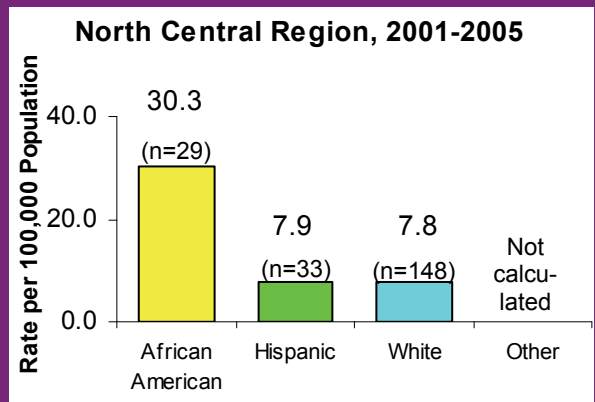


Mode of Transmission

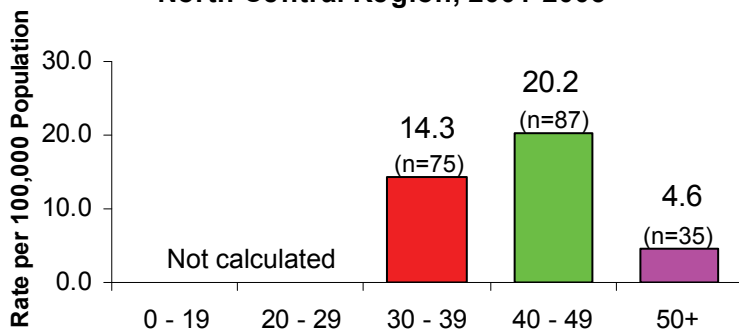
Rates can not be calculated for mode of transmission due to a lack of population data. The predominant mode of transmission in San Diego County and the North Central region was MSM. Heterosexual contact accounted for 83% of female cases but only 7% of male cases.

Racial/Ethnic Group

In the County overall, and in the North Central region, the rate of AIDS was highest among African Americans, followed by Hispanics and whites. Of the 219 cases diagnosed in 2001-2005, 68% were white, 15% were Hispanic, 13% were African American, and 4% were other racial/ethnic groups (includes Native American and Asian/Pacific Islander). Where there are fewer than 5 cases per year, rates are not calculated.



North Central Region, 2001-2005



Age at Diagnosis

The 40-49 age group had the highest rate of AIDS in the North Coastal region followed by the 30-39 age group. Of the 219 cases, <1% were under 20, 9% were 20-29, 34% were 30-39, 40% were 40-49 and 16% were 50+. The proportion of 40-49 age group was greater than the county overall. Where there are fewer than 5 cases, rates are not calculated.

*Notes: AIDS cases by date of diagnosis, 2001-2005. Population 2001-2005 from SANDAG. For more information, call Community Epidemiology at (619) 515-6675 or log on to www.sdhivaid.org