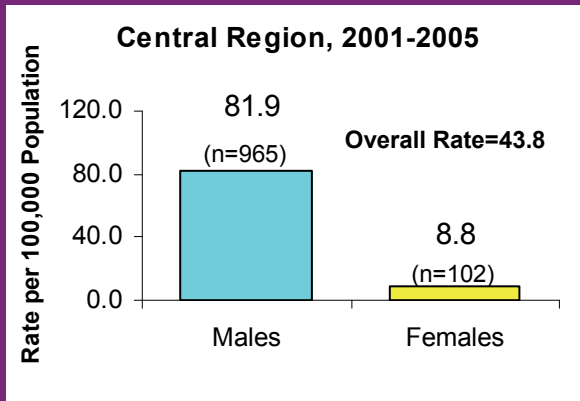


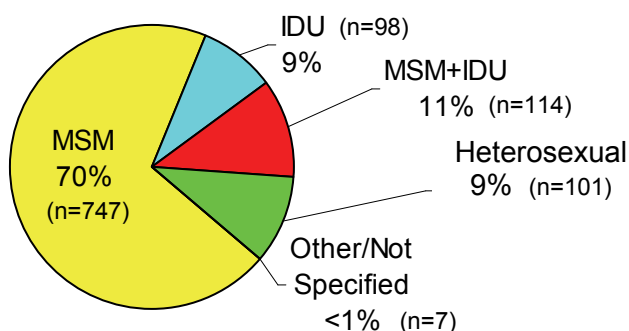
# AIDS\* in the Central HHSA Region

## Gender

Between the years 2001 and 2005, 1067 individuals were diagnosed with AIDS in the Central region. Rates were calculated by dividing the number of cases by the population and then expressed per 100,000 population. This region had a higher rate of AIDS cases for both genders than the county as a whole in the same time period. Of the total cases in the Central region, 90% were male, 10% female.



## Central Region, 2001-2005

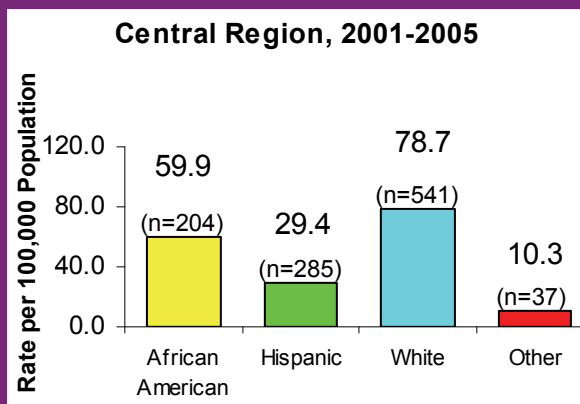


## Mode of Transmission

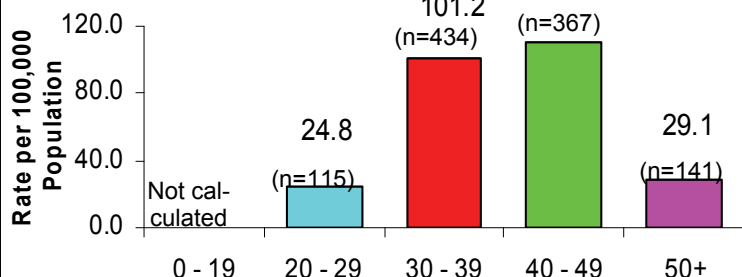
Rates can not be calculated for mode of transmission due to a lack of population data. The predominant mode of transmission in San Diego County and the Central region was MSM. Heterosexual contact accounted for 68% of female cases but only 3% of male cases.

## Racial/Ethnic Group

In the County overall, the rate of AIDS was highest among African Americans, followed by Hispanics and whites. In the Central region, however, whites had the highest rate, followed by African Americans and Hispanics. Of the 1067 cases, 51% were white, 27% were Hispanic, 19% were African American, and 4% were other racial/ethnic groups (includes Native American and Asian/Pacific Islander).



## Central Region, 2001-2005



## Age at Diagnosis

The 40-49 age group had the highest rate of AIDS followed by the 30-39 age group. This was similar for the county overall, although the rates for each group were higher in the Central region. Of the 1067 cases, >1% were under 20, 11% were 20-29, 41% were 30-39, 34% were 40-49 and 13% were 50+. Where there are fewer than 5 cases per year, rates are not calculated.

\*Notes: AIDS cases by date of diagnosis, 2001-2005. Population 2001-2005 from SANDAG. For more information, call Community Epidemiology at (619) 515-6675 or log on to [www.sdhivaid.org](http://www.sdhivaid.org)