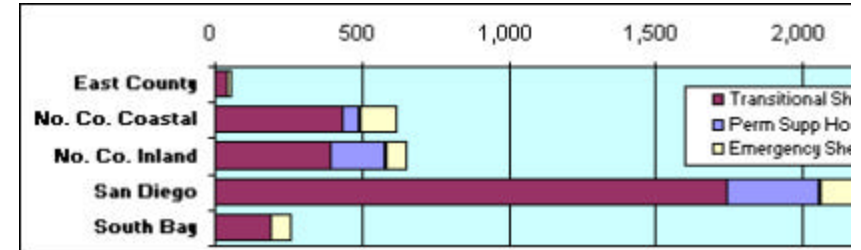


DISTRIBUTION OF YEAR-ROUND HOMELESS BEDS By: Region, Target Population & Special Needs of Clients

For Emergency Shelter, Permanent Supportive Housing, and Transitional Shelter Programs

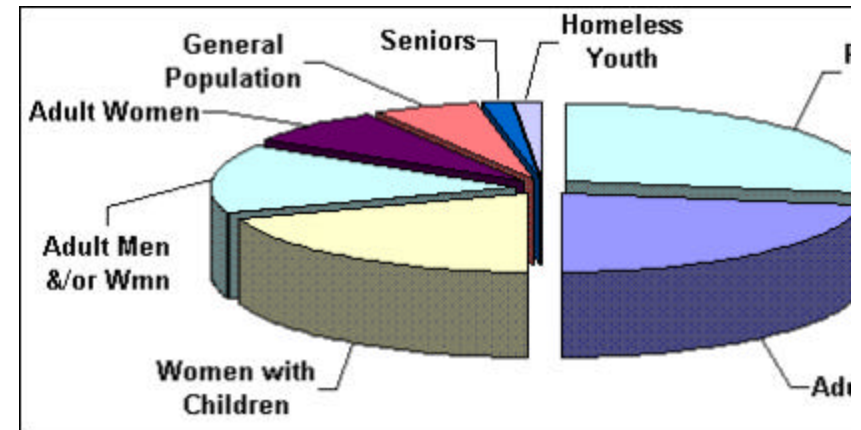
Beds by Region

REGION	East County	No. Co. Coastal	No. Co. Inland	San Diego	South Bay	Total
Transitional Shelter	38	436	396	1,739	188	2,797
Perm Supp Housing	-	61	184	320	-	565
Emergency Shelter	23	129	79	155	78	464
Total	61	626	659	2,214	266	3,826



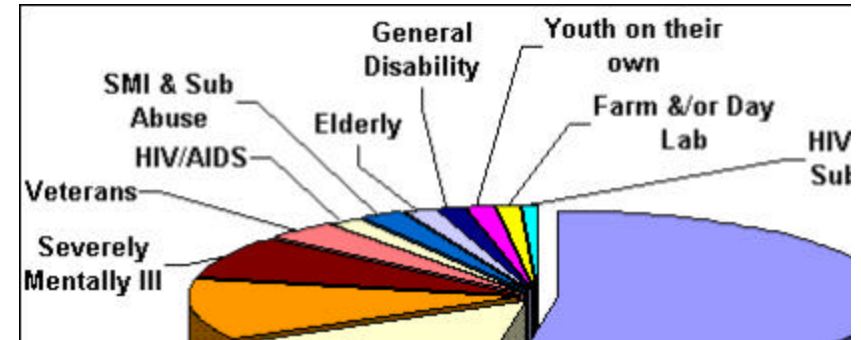
Beds by Target Population

TARGET POP	East County	No. Co. Coastal	No. Co. Inland	San Diego	South Bay	Total
Fam with Children	23	160	234	467	156	1,040
Adult Men	-	197	-	671	-	868
Women with Children	-	218	251	198	88	755
Adult Men &/or Wmn	26	12	84	416	10	548
Adult Women	-	6	34	245	-	285
General Population	12	33	56	102	12	215
Seniors	-	-	-	65	-	65
Homeless Youth	-	-	-	50	-	50
Total	61	626	659	2,214	266	3,826



Beds by Special Needs of Clients

SPECIAL NEEDS	East County	No. Co. Coastal	No. Co. Inland	San Diego	South Bay	Total
General Homeless	35	270	104	1,434	166	2,009



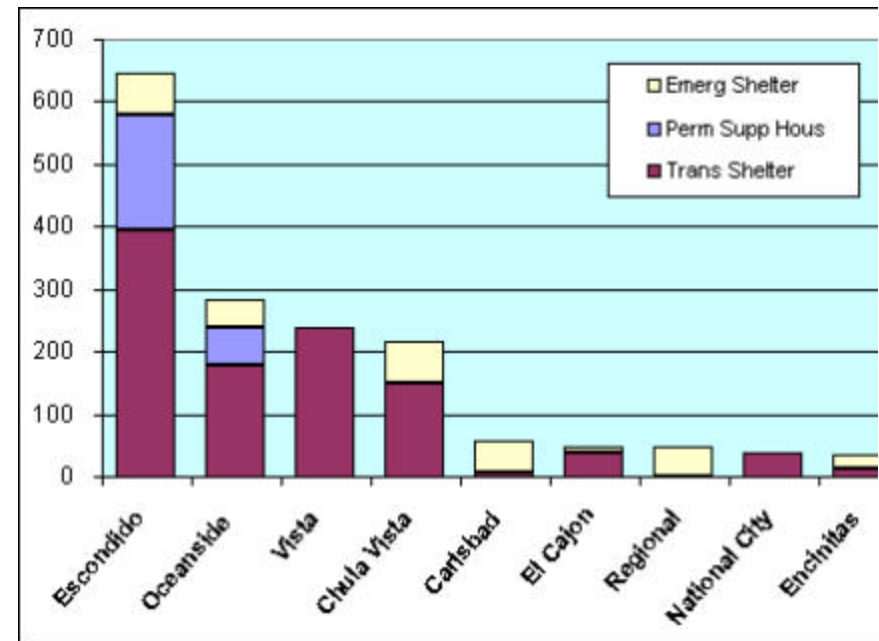

Substance Abuse	1	216	302	20	-	539
Victims of Dom Violence	12	67	78	190	100	447
Severely Mentally Ill	4	12	113	183	-	312
Veterans	9	-	28	87	-	124
HIV/AIDS	-	21	-	56	-	77
SMI & Sub Abuse	-	-	34	37	-	71
Elderly	-	-	-	65	-	65
General Disability	-	-	-	58	-	58
Youth on their own	-	-	-	50	-	50
Farm &/or Day Lab	-	40	-	-	-	40
HIV/AIDS & Sub Abuse	-	-	-	34	-	34
Total	61	626	659	2,214	266	3,826

DISTRIBUTION OF YEAR-ROUND HOMELESS BEDS By: Community & City of San Diego Council District

For Emergency Shelter, Permanent Supportive Housing, and Transitional Shelter Programs

Beds by Community

LOCATION	Emerg Shelter	Perm Supp Hous	Trans Shelter	Total
San Diego	155	320	1,739	2,214
Escondido	67	184	396	647
Oceanside	44	61	178	283
Vista	-	-	240	240
Chula Vista	66	-	150	216
Carlsbad	50	-	6	56
El Cajon	11	-	38	49



Regional	48	-	-	48
National City	-	-	38	38
Encinitas	23	-	12	35
Total	464	565	2,797	3,826

Beds by City of San Diego Council District

DISTRICT	Emerg Shelter	Perm Supp Hous	Trans Shelter	Total
District 2	125	201	1,644	1,970
District 3	-	75	24	99
District 4	-	18	45	63
District 7	-	14	26	40
District 8	-	12	-	12
District 1	-	-	-	0
District 5	-	-	-	0
District 6	-	-	-	0
Various(2,3,4,6,7,8)*	30	-	-	30
Total	155	320	1,739	2,214

*Interfaith Rotational Shelter Network

