



Methamphetamine Use Among San Diego County Arrestees

Cynthia Burke, Ph.D.
Criminal Justice Research Division

Substance Abuse Monitoring (SAM)

- **Funded by the National Institute of Justice since 1987**
- **Locally funded beginning in 2004**
- **Interviews with adults and juveniles booked into detention facilities**
- **Urinalysis identifies recent drug use**
- **Platform for other research**

SAM Provides Valuable Information

- **One of ten indicators for the Meth Strike Force Report Card**
- **Demonstrates severity of problem in San Diego County**
- **Measures change over time and can be tied to other changes in the community**
- **Data shared through CJ Bulletins and CJ Faxes**

2005 Data

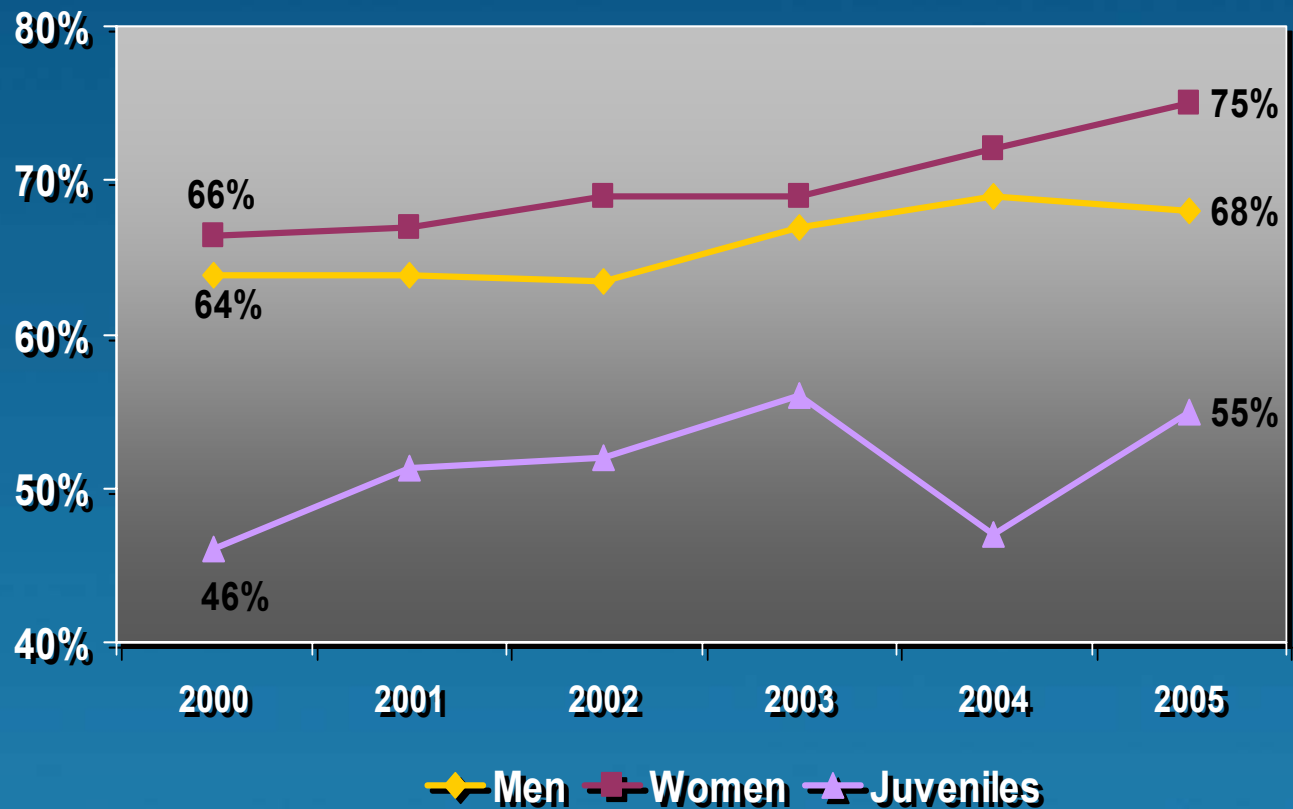
- **807 adult interviews**
 - 776 urine samples (96%)
 - 274 meth addenda
- **178 juvenile interviews**
 - 165 urine samples (93%)
 - 33 meth addenda

Today's Presentation

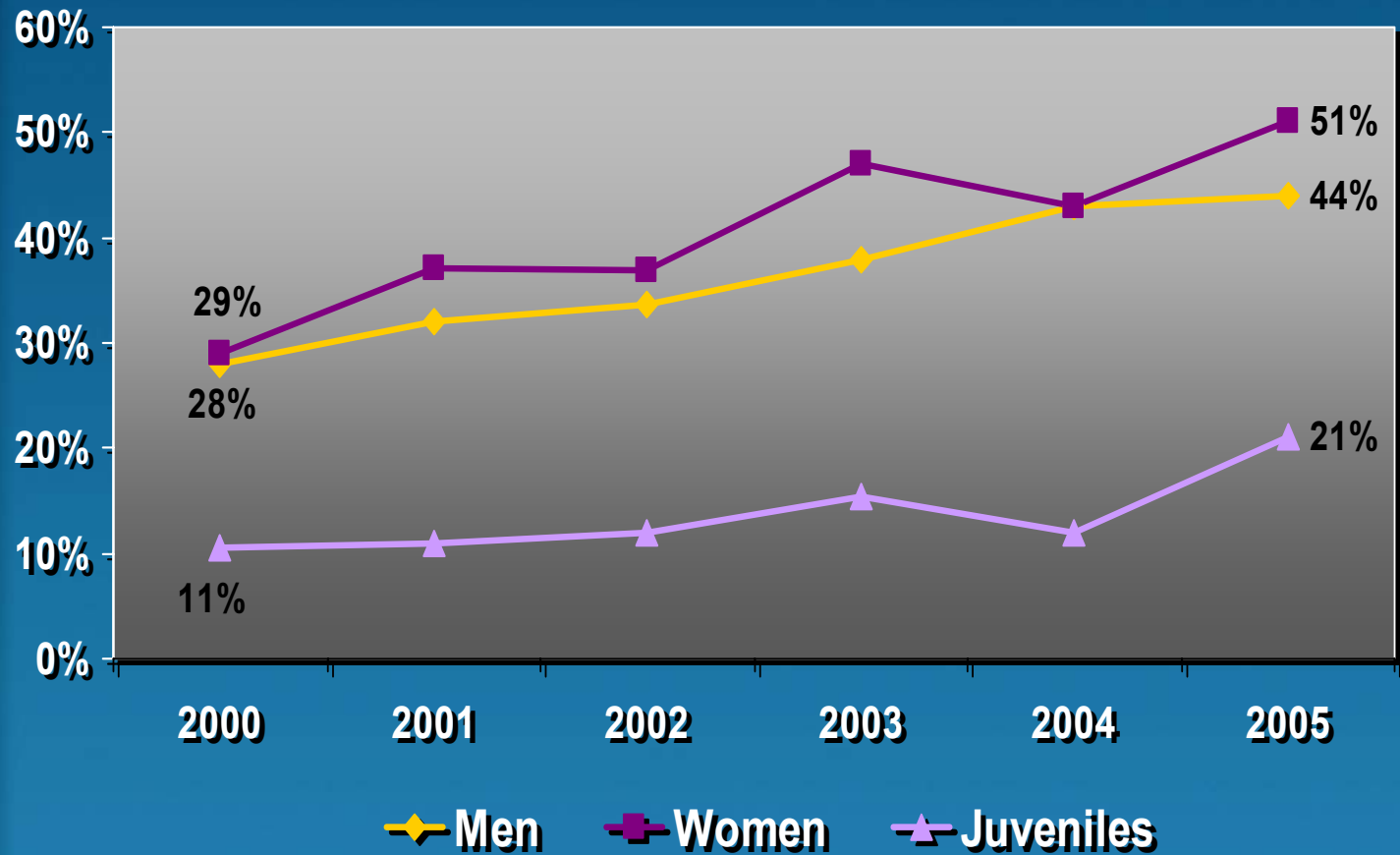
- Drug use trends over time
- User profile
- Drug market involvement & dynamics
- Treatment access
- 2007 Status

Trends

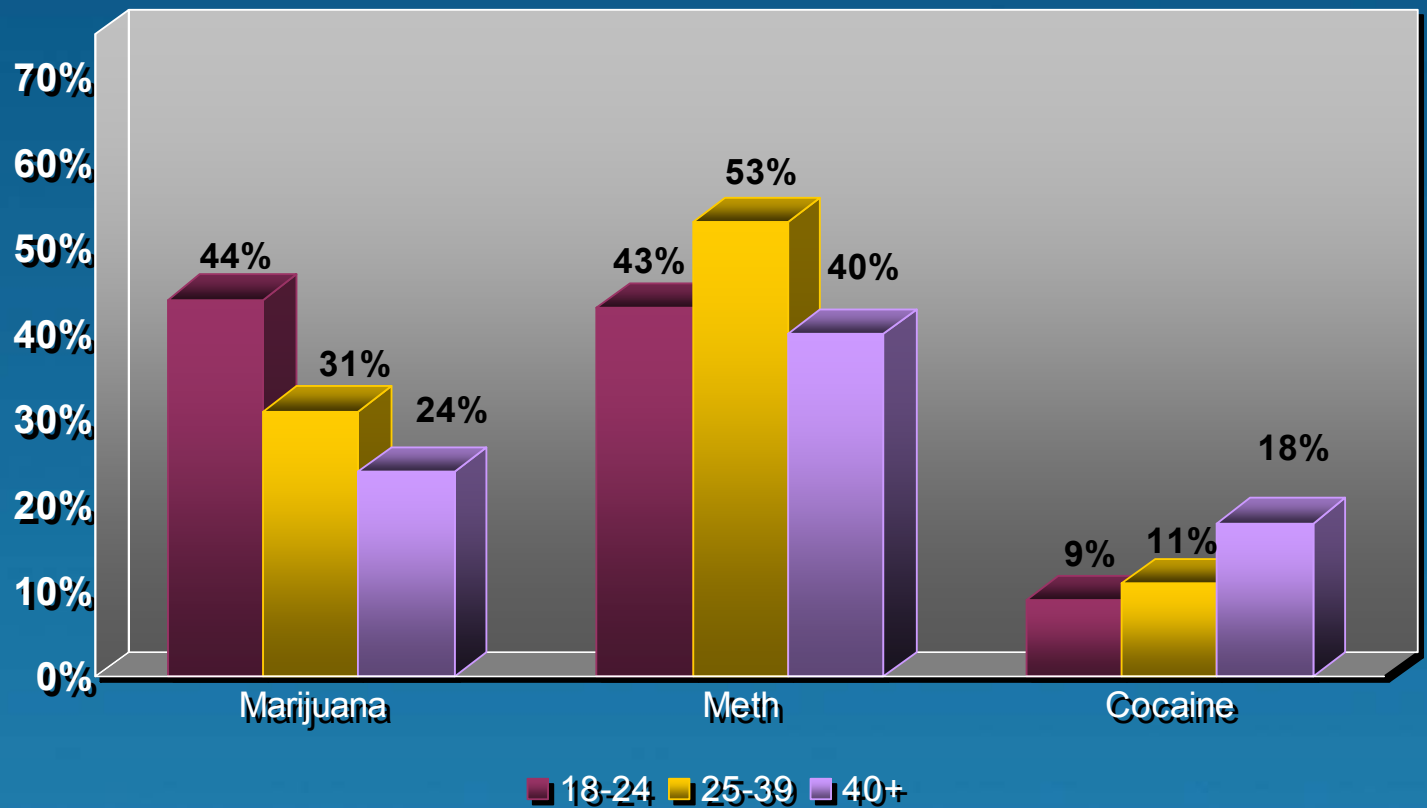
Drug Use is Up Overall



Meth Use is Also Up



Adult Drug Use Varies by Arrestee Age



User Profile

Adult Meth Users Less Likely to ...

- Have a stable residence
- Live with a child
- Have been arrested for a violent offense

Meth Users More Likely to ...

- Be White
- Be unemployed
- Have an arrest & detention history
- Have been arrested for a drug offense
- Have more extensive & earlier drug use histories

Adults and Juveniles Use Meth for Similar Reasons

Adults

Start:

Friends use - 40%

Experimenting - 27%

Energy - 11%

Continue:

Addicted - 33%

Get high - 25%

Escape - 19%

Juveniles

Start:

Friends use - 48%

Experimenting - 45%

Get high - 6%

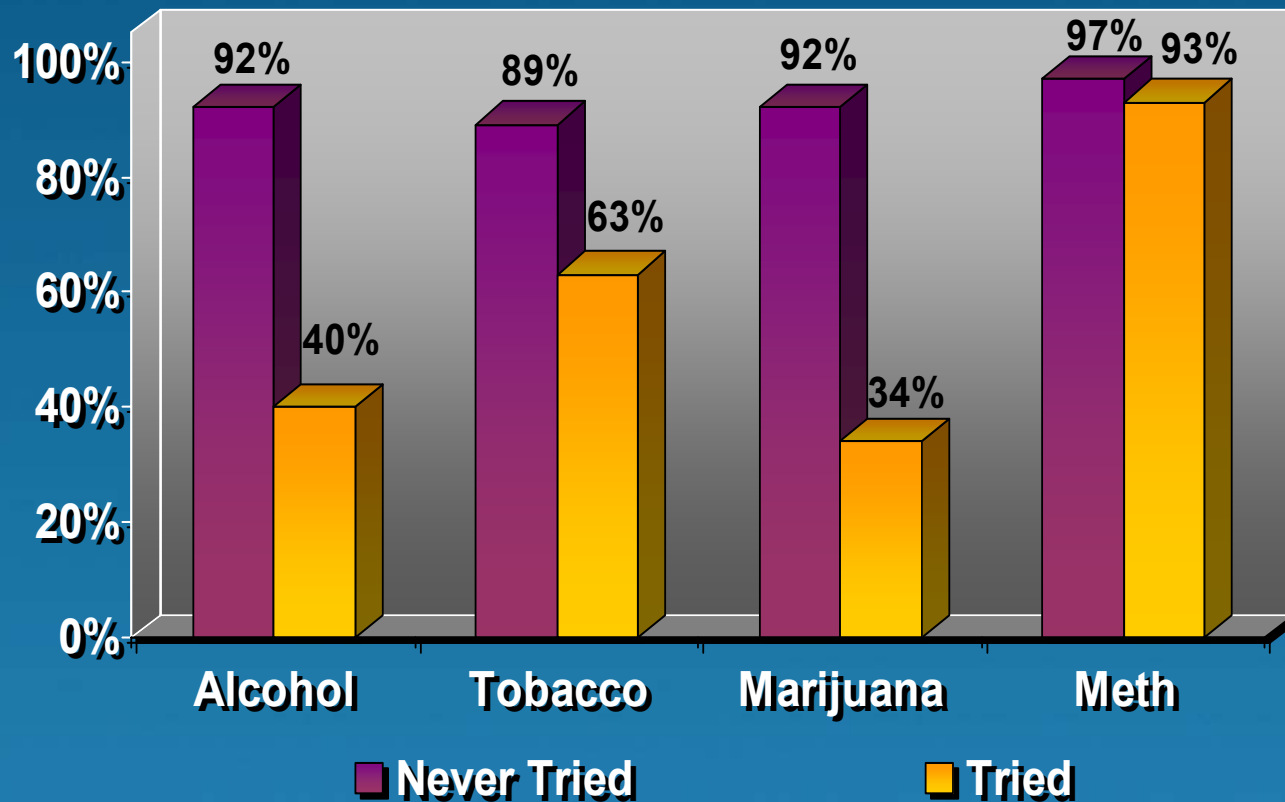
Continue:

Addicted - 41%

Get high - 28%

Friends using - 19%

Juvenile Meth Users Perceive Similar Level of Risk as Non-Users



Adults and Juveniles Share Some Use Similarities

Adults	Juveniles
<u>Years of Use</u>	<u>Years of Use</u>
10.5 (0-36)	2.0 (0-11)
<u>Smoking Main Mode</u>	<u>Smoking Main Mode</u>
75%	91%
<u>Avg. Use Per Day</u>	<u>Avg. Use Per Day</u>
3 times (1-55)	4 times (1-20)
<u>Use in Past 30 Days</u>	<u>Use in Past 30 Days</u>
4 days (1-30)	4 days (1-30)

Meth Use Has a Number of Effects on Users

Adults

Sleeplessness - 76%
Legal Problems - 63%
Weight Loss - 72%
Family Problems - 61%
Financial Problems - 48%

Juveniles

Sleeplessness - 88%
Weight Loss - 85%
Family Problems - 70%
Legal Problems 58%
Violence - 52%

Meth Use Also Affects Community

- **60% of adults with a job used meth before working**
- **67% of juveniles used before school**

Drug Market

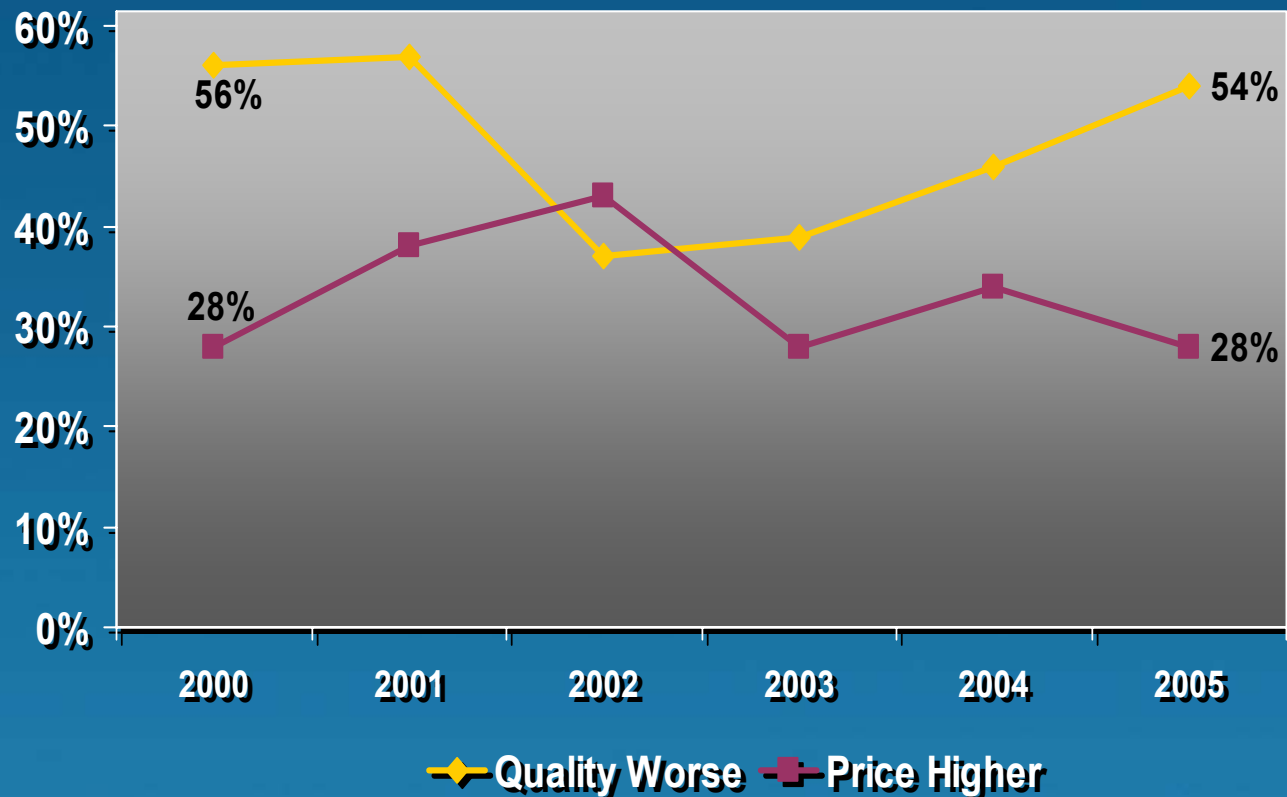
Consistent Profile of Drug Market Dynamics

- 70% buy meth mostly indoors
- 53% have a main source
- 24% of these buy other drugs from person
- 40% have bought from a stranger
- 20% carry a weapon when getting meth

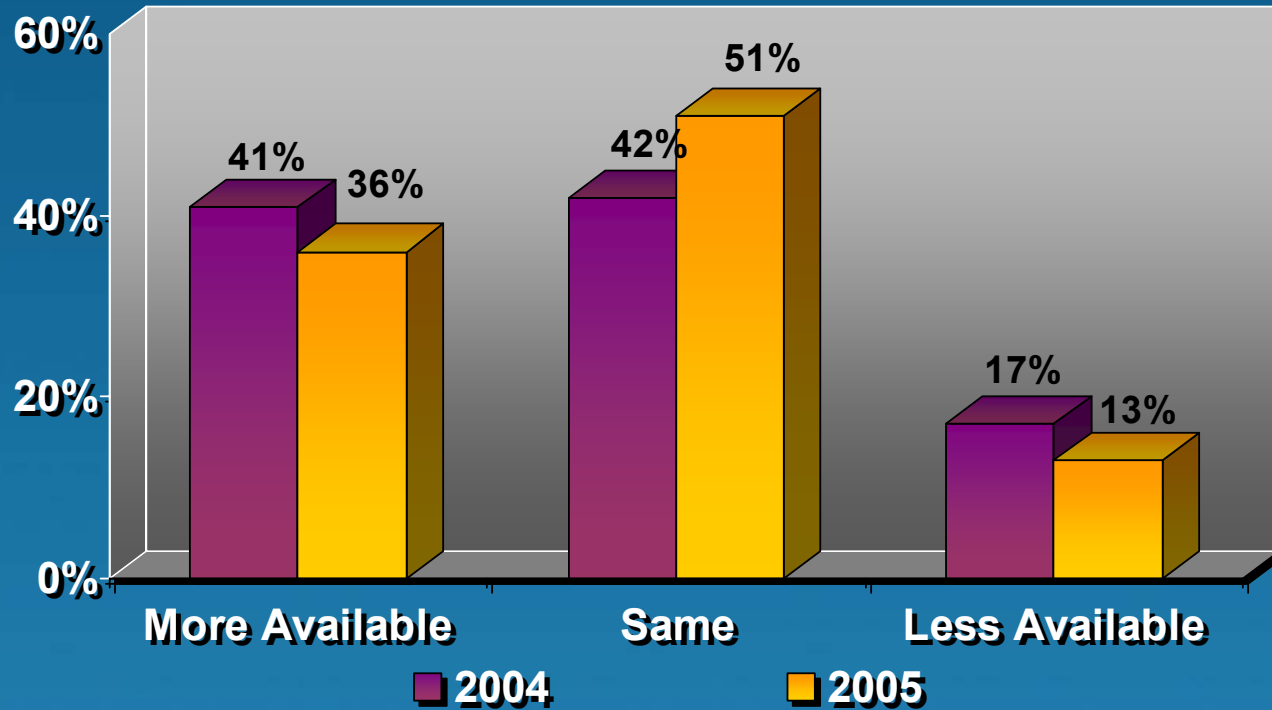
One-Third Live & Obtain Meth in Central Area of the County

	<u>Reside</u>	<u>Buy Meth</u>
Central	32%	31%
East SU	25%	23%
South SU	13%	16%
North City	11%	12%
North Cnty E	8%	7%
North Cnty W	8%	9%
East	<1%	1%

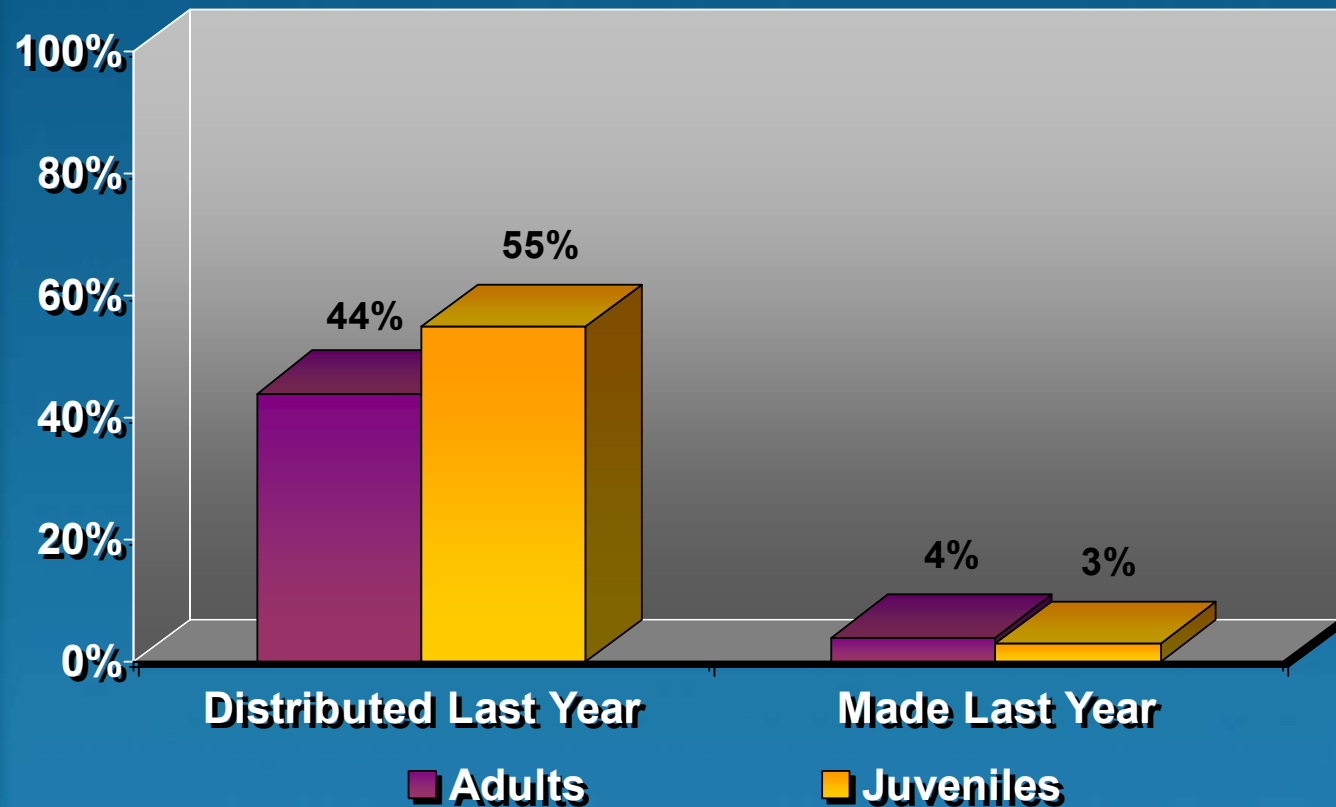
More Report Quality is Worse; Fewer That Price is Higher



More Arrestees Said Availability Remained the Same in 2005



Adults and Juveniles Often Involved in Distribution, but Not Production



Juveniles Report Making More Money Than Adults on Average

Adults

Juveniles

Sold To

Sold To

3 people (0-250)

4.5 people (0-400)

Amount Made

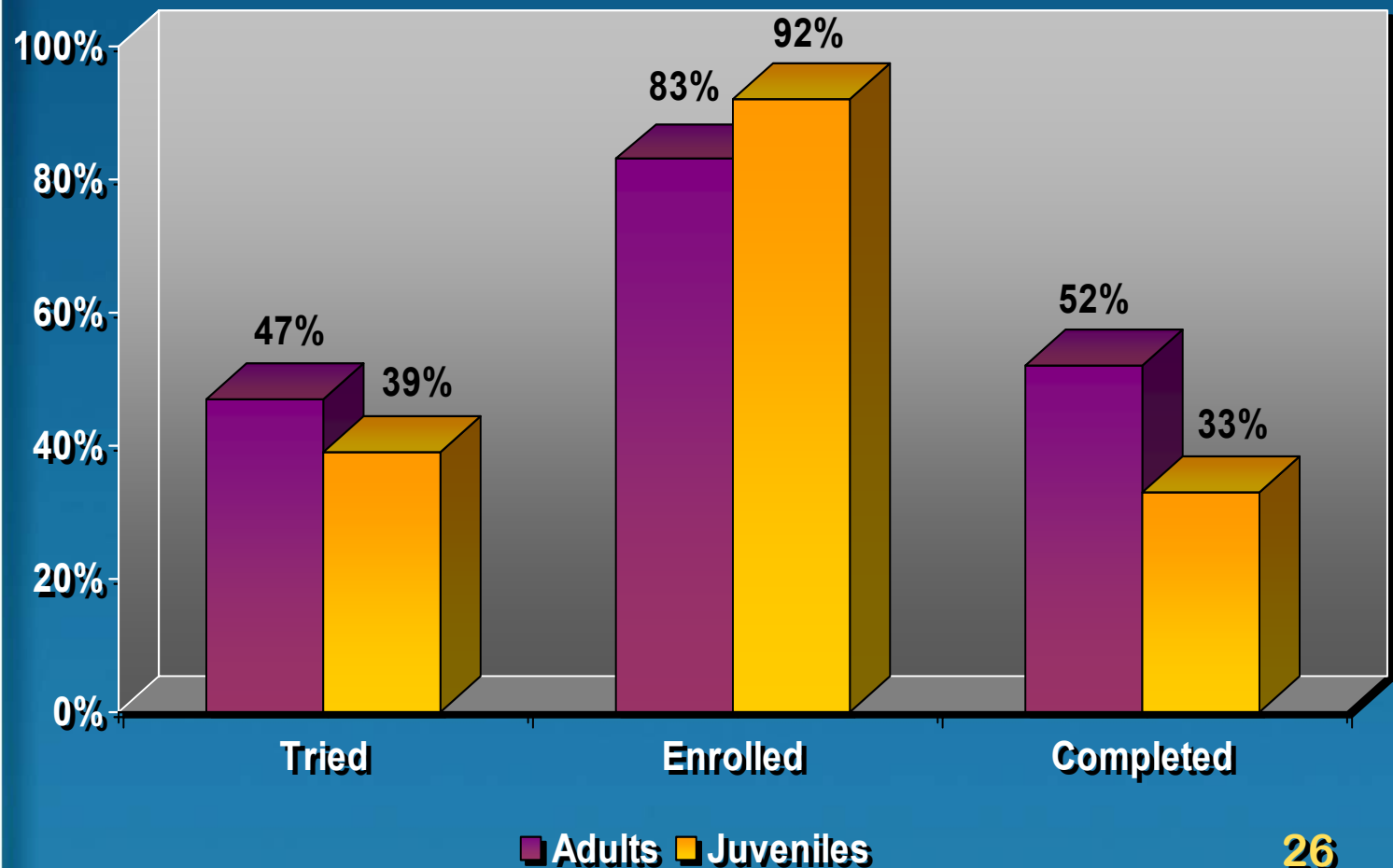
Amount Made

\$50 (0-50,000)

\$250 (0-1,000)

Treatment Access

Desire to Seek and Ability to Complete Treatment Varies



2007 Status

- Funding support from County stakeholders
- 2006 data to be released in Spring/Summer
- New questions related to siblings, adult gang activity, risky sexual activity



Methamphetamine Use Among San Diego County Arrestees

Cynthia Burke, Ph.D.

(619) 699-1910

cbu@sandag.org